

DEMONSTRATING THE BEST OF THE RANDOM WOODLAND ARRANGEMENT MODEL FOR DYSGRAPHIA IDENTIFICATION USING CLASSIFICATION AND MACHINE LEARNING APPROACHES

¹K Amarkanth Reddy, ²Syed Amreen, ³K.Uma, ⁴Thota Shiva Kumar

^{1,2,3}Assistant Professor, ⁴UG Student, ^{1,2,3,4}Department of Computer Science Engineering, Visvesvaraya College of Engineering & Technology, Hyderabad, India.

Abstract

Dysgraphia is a condition that affects writers' ability. Identification of dysgraphia at an early stage of a child's development is a difficult task. It may very easily be identified using challenging skills associated to the Dysgraphia issue. Space knowledge, copying skills, and Visual Spatial Response are some of the elements used in this review engine capacity for Dysgraphia identifiable evidence. Using an element selection technique, the factors influencing dysgraphia inability is examined EN (Elastic Net). AI tactics are used to organize the crucial provisions. On the Dysgraphia dataset, the models considered in this sequence are KNN (K-Nearest Neighbors), Naive Bayes, Decision tree, Random Forest, and SVM (Support Vector Machine). Results demonstrate the best of the Random woodland arrangement model for Dysgraphia recognizable proof.

Key Words: Dysgraphia, Learning hardships, Machine Learning.

Introduction

Dysgraphia is a learning disability caused by a neurobiological problem. Dangerous abilities linked to Dysgraphia problems might be used to analyze Dysgraphia side effects. When a pupil struggles to express themselves clearly and creates miss spelt words, dysgraphia may occasionally result from dyslexia. [1] Dysgraphia in pupils may be a sign of weak processing power, a lack of spatial awareness, or incorrect spelling. Visual-engine inclusion is required to complete tasks related to writing [2] [3]. [4] Hand development is influenced by a person's motor skills, and because indecipherability cannot be written on paper, [5] the manifestations of dysgraphia is indirectly exacerbated by a person's lack of motor skills. Absence of room information is another factor that contributes to the emergence of dysgraphia. [3], [6] When the student composes inappropriately off the mark greatest time, this shows the student has no space information. The absence of discernment can bring about Dyslexia and this by implication adds to Dysgraphia challenges. [7]

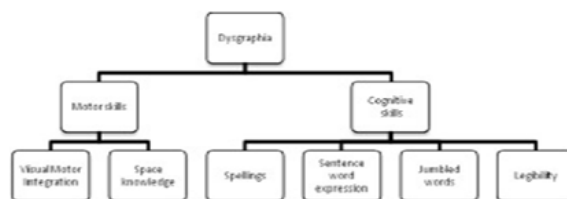


Figure 1. Manifestations identified with Dysgraphia trouble

Figure 1 clarifies the abilities that are identified with Dysgraphia ID. Dysgraphia problem can be controlled by examining abilities identified with engine capacity and intellectual abilities. Exercises that are centered around visual-engine combination abilities can be utilized to recognize engine capacities. Space information can likewise be utilized to decide engine abilities. In the event that, in case Dysgraphia is because of Dyslexia intellectual abilities can

be seen through spelling, sentence word articulation, confused words, and penmanship readability. Learners are unique and can show single or joint manifestations of Dysgraphia. [6] Therefore, break down which includes exceptionally contribute in Dysgraphia recognizable proof. These provisions give student attributes and conduct to distinguish Dysgraphia. Dysgraphia recognizable proof for giving student explicit climate in learning is significant. The component choice technique Elastic Net has been utilized on the Dysgraphia dataset for highlight determination of the proposed concentrate on tackled Dysgraphia ID issue by utilizing characterization calculations. Grouping models are contrasted and the model and superior is chosen for Dysgraphia recognizable proof. Thus, the primary focal point of this work is to choose highlights that can be utilized to recognize Dysgraphia Difficulty. Also, all these elements will be broke down and profoundly contributing elements will be chosen utilizing the component choice strategy EN (Elastic Net). Thirdly, these components will be prepared on KNN, Linear relapse, Naïve Bayes, choice tree, and Random backwoods models. The model with the best will be utilized for Dysgraphia distinguishing proof.

2 Related Work: Learning challenges and its seriousness in India has been examined in many investigations. Learning Difficulty explicitly, Dysgraphia is a problem that makes it hard for students to compose as ordinary students [8] Dysgraphia is a neurobiological issue and makes the student have helpless composing abilities. This issue can be an aftereffect of frail engine abilities, no space information, or low intellectual skills. [9] The improvement of engine abilities is needed at primary school for better penmanship abilities. [10] In youth, engine abilities advancement utilizing dab associating exercise help to work on the immature solid exercises. [5] Space information on students with Dysgraphia is a tricky expertise, it brings about unintelligible penmanship. [10] the frail visual-spatial reaction additionally makes composing troublesome, and students frequently get mistaken for left-right heading. [11] Sentence design and word articulation are other risky abilities that add to Dysgraphia indications. Created engine abilities can further develop the composing capacities of a student. What engine abilities mean for Dysgraphia seriousness isn't investigated in past studies. [12] Data mining has been utilized to comprehend the reality and plan activities with that information. [14]. The information investigation interaction will create an unmistakable thought regarding the reality identified with the information and relationship among information present. This will help in keeping up with the adequacy of the information for expectation. Plentiful information of insightful should be pictured appropriately for reality age from information. Element choice has been broadly utilized for information and to comprehend the relationship among highlights. The information of students with Dysgraphia alongside typical student's information should be appropriately investigated prior to utilizing AI and profound learning techniques. Dyslexia, Dysgraphia, and Dyscalculia Identification has been addressed utilizing the fluffy k-mean bunching approach. [13] The profound learning approach is utilized for addressing composing hardships, intellectual handicaps, [16], and communicated in language understanding [17]. AI models SVM, KNN, and Random Forest are thought about for Dyslexia, Dysgraphia, and Dyscalculia forecast. The info utilized in these Machine Learning models is completely extricated from the game based screening of these handicaps. Machine learning models SVM, KNN results are assessed and thought about on exactness execution measurements, these models with high precision are then utilized in group AI models for eventual outcomes. The exhibition of each AI model is separately contrasted and the troupe AI model. The creator in this review has proposed the distinguishing proof of Dyslexia, Dysgraphia, and Dyscalculia through a portable application. Penmanship tests and sound examples are broke down for forecast. Dysgraphia has been anticipated utilizing 52 extricated penmanship ascribes. PCA has been utilized to envision credits from handwriting. Dysgraphia is anticipated based AI model for 3rd grade kids formative Dysgraphia forecast. Pen pressure, pen position, and pen lifts are taken as contribution by utilizing a computerized composing cushion, contribution to the AI model is given from 99 examples for expectation.

Methodology

Dataset: The Data of 240 students have been utilized for examination 142 were learning impaired. Out of 142 students just 45 students were having Dysgraphia issue, 18 students were with Dyslexia and Dysgraphia issue, 14 with Dysgraphia and Dyscalculia, 7 with all Dyslexia, Dysgraphia and Dyscalculia side effects, 36 with just Dyslexia trouble, 21 with Dyscalculia trouble. The dataset utilized for Dysgraphia expectation incorporates information identified with speck interfacing activity to investigate the engine abilities of students with Dysgraphia. Composing tests to dissect the clarity and space information on students. Different boundaries for dysgraphia expectation depend

on abilities identified with sentence structure, sentence word articulation, visual-engine coordination, and visual-spatial connection. The Pretest and transcribed substance were taken as contribution to type of a poll in a PC based test. Score and time information of students with a learning inability and non-learning handicap of 240 students are broke down. Boolean info is taken through sentence structure, word development, and visual-spatial reaction, transcribed substance is investigated utilizing picture handling method Structural Similarity Index Measure (SSIM), spellings check through a spelling checker. Our past study clarifies the extraction of provisions, subtype, and their planning with Dysgraphia hardships exhaustively.

Feature Selection and Classification: Elements have been chosen utilizing EN, include choice procedure. This method is chosen dependent on its exhibition in past explores. The main elements are chosen and are prepared and tried over grouping models KNN, Naïve Bayes, Decision tree, Random Forest, SVM. A portion of these order models are utilized for Dysgraphia forecast in past examinations. The 80 % of information is utilized in this review as preparing information and the rest 20% as the testing information. These five characterization models are analyzed for their presentation, precision, and AUC/ROC bend is utilized as the exhibition measurements utilized for contrasting these models. Condition 1 addresses the exactness, TP-True Positive and are the occasions which have been accurately anticipated positive occurrence, TN – True Negative are the examples which are effectively anticipated negative cases, FP-False Positive is the case which are inaccurately anticipated positive case, FN-False Negative is the case which is erroneously anticipated negative case AUC bend is one more execution metric utilized in this review to think about various AI models on the Dysgraphia dataset. The condition utilized for the AUC bend is given as Equation 2, 3, 4, 5. Genuine positive rate (TPR) is the used to gauge real sure examples which are anticipated effectively. Bogus Negative Rate (FNR) is utilized to gauge real sure examples that are anticipated effectively. Genuine Negative Rate (TNR), to gauge the real sure occurrences which are anticipated erroneously. Bogus Positive Rate (FPR), is utilized to decide the real regrettable examples which are anticipated erroneously. Element determination and all grouping models are executed utilizing scikit learn bundle in Python (version 3.6).

Result and Discussion

Element Selection is the best way to slice through a dataset, here it is distinguished to pick information focuses like proficiency expertise, Phonological Awareness, Visual-Spatial Relation, Visual-Motor Integration, Spellings, Handwriting Legibility, Short/Long term memory. In any case, they are in excess of 20 information focuses from single data points like proficiency expertise, phonological mindfulness, sentence word articulation, word arrangement, expansion, deduction, thinking, place esteem, bearing, rhyming, fundamental mathematic abilities, word issue, disentangling, arbitrary naming, and spellings to determined information focuses like visual engine mix, penmanship clarity, understanding investigation. Component Extraction, highlight scaling, include change, are the procedures for working on the precision of an information based model numerous methods. Beginning from include choice, there are different Feature determination strategies utilized for highlight examination. In this review ElasticNet (EN) is utilized, it is one of the powerful element determination strategy utilized in information investigation. The coefficient upsides of the components examined are portrayed in Figure 2. The exceptionally contributing elements for Dysgraphia forecast are observed to be Legibility, engine abilities (VMI_MS), Visual-spatial reaction (VSR_LR_1), fundamental Reading abilities, Literacy abilities (LS_LI), and spellings. It has been uncovered by the component determination measure that engine expertise and space information are significantly contributing provisions with high importance for Dysgraphia recognizable proof. The dimensionality of dataset is decreased by 15.97% utilizing EN highlight choice strategy. Sixteen Features are chosen after dimensionality decrease of the dataset. These Sixteen Features are arranged from least to most elevated importance in Dysgraphia ID in Figure 2. These sixteen elements are prepared utilizing order models KNN, Naïve Bayes, Decision tree, Random Forest, SVM.

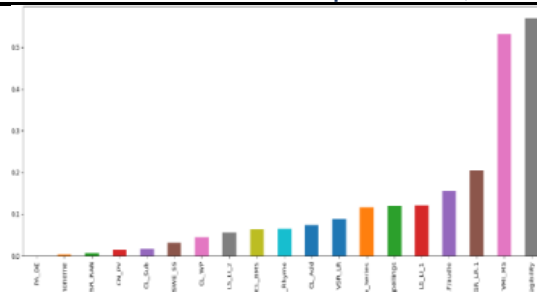


Figure 2. Elements importance utilizing Elastic Net

Table 1 addresses the precision of KNN, Naïve Bayes, Decision tree, Random Forest, SVM models the Random Forest has been found to have the most elevated exactness.

The precision is affected when these models are prepared in the wake of utilizing highlight determination techniques. This shows how highlight determination can work on the general precision of the prepared models. The Accuracy and AUC/ROC esteem when analyzed in the wake of utilizing EN Feature Selection strategy improved essentially.

models metrics	KNN	NB	DT	RF	SVM
Accuracy	97.21%	90.00%	97.00%	99.00%	89.23%
ROC (area)	0.97	0.90	0.97	0.99	0.91
Accuracy with (EN FS)	99.00%	91.58%	99.00%	99.03%	91.00%
ROC (area) with (EN FS)	0.99	0.91	0.99	0.99	0.91

The exactness of all grouping strategies has expanded by some decimal focuses when just chose highlights are prepared over all Machine Learning models. Component determination prior to executing a characterization model subsequently demonstrated to work on by and large adequacy of arrangement models. The precision of Random Forest, KNN, and SVM are nearly something very similar with 99.03%, 99.00%, and 99.00% exactness score. Gullible Bayes and SVM yielded 91.58% and 91.00% precision score.

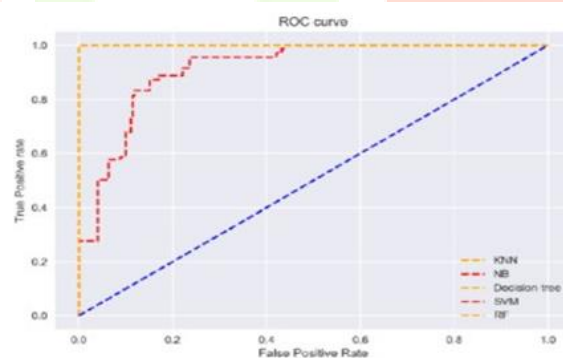


Figure 3. AUC/ROC Curve of classifier models

It is obvious from figure 3 that AUC for the KNN, Decision tree, and RF ROC bend is higher than that for the ROC bend of the Decision tree and SVM. The exhibition of KNN, NB, and RF is observed to be nearly something similar for Dysgraphia forecast, NB and SVM execution yielded the low presentation when contrasted and KNN, Decision tree, and RF characterization strategies. The outcomes demonstrate that the presentation of most order calculations is similarly same on dataset for dysgraphia ID. KNN, Decision tree and Random Forest execution was huge in anticipating the right yield when contrasted and execution of Naïve Bayes and SVM order calculation. At the point when, the models were prepared on chosen highlights with high importance utilizing Feature determination technique Elastic Net. It has marginally impacted the precision measurements of arrangement models. The impediment of this

review is that no profound learning approach is talked about and analyzed in this review. The profound learning strategies on the equivalent dataset should be contrasted and ML procedures. This examination can give more broad thought on how profound learning is affecting the correctness's on same dataset and chose highlights when contrasted and exactnesses of Machine Learning models. Additionally, Dysgraphia dataset can be improved by incorporating Cnn for removing information of students with Dysgraphia.

Conclusion

Using the Feature determination approach EN, the Dysgraphia handicap has been dissected in this work. It has been revealed in the suggested focus that motor skills have an impact on the severity of dysgraphia and considerably contribute to its development from the underlying lengthy stretches of child development. Different factors, such as understanding and knowledge of space, have also increased the severity of dysgraphia in children. The use of these models in the past is examined for observable Dysgraphia evidence. With 99.03% accuracy, arbitrary timberland produced the highest level of precision for the Dysgraphia prediction. IOT devices may be added to the dataset to obtain ongoing data, improving it. Additionally, arrangement measurement could be enhanced by considering in-depth learning strategies in extra tests.

References

- [1]. Hebert, M., Kearns, D. M., Hayes, J. B., Bazis, P., and Cooper, S. Why Children.
- [2]. Dyslexia Struggle With Writing and How to Help Them. Language, discourse, and hearing administrations in schools, 49(4), 843–863 (2018) https://doi.org/10.1044/2018_LSHSS-DYSLC-4.18-0024,
- [3]. Piek, J.P., Dawson, L., Smith, L.M., Gasson, N., The job of early fine and gross engine
- [4]. (2008) 21. American Psychiatric Association. Indicative and Statistical Manual of Mental.
- [5]. Biotteau, M., Danna, J., Baudou, É., Puyjarinet, F., Velay, J. L., Albaret, J. M., and Chaix, Y.
- [6]. Formative coordination issue and dysgraphia: signs and manifestations, determination, and
- [7]. recovery. Neuropsychiatric sickness and therapy, 15, 1873–1885 (2019)
- [8]. <https://doi.org/10.2147/NDT.S120514> [9]. Van der Gon Denier, J.J., Thuring, J. P., "The directing of human composing developments,"
- [10]. Kybernetik, vol. 2, no. 4, pp. 145-148, (1965).
- [11]. Schneck, C. M. Visual insight. In J. Case-Smith (Ed.), Occupational treatment for
- [12]. youngsters (fourth ed., pp. 382e412). Sydney, New South Wales, Australia: Mosby (2001)
- [13]. Schweltnus, H., Carnahan, H. et. al., Effect of Pencil Grasp on the Speed and Legibility of
- [14]. Penmanship in Children. The American diary of word related treatment: official
- [15]. distribution of the American Occupational Therapy Association, 66 (2012)
- [16]. Gerth, S. Dolk, T., et al., "Adjusting to the surface: an examination of penmanship measures
- [17]. when composing on a tablet PC and on a paper," Human Movement Science, vol. 48, pp. 18. 62-73 (2016)

About Authors:

P.Manjula has completed M.Tech in Computer Science and Engineering Department from G.Narayanamma Institute of Technology and Sciences, Hyderabad, Telangana. She received her B.Tech in Computer Science and Engineering Department from G.Narayanamma Institute of Technology and Sciences, Hyderabad.

Mr.N.Venkateswarulu is currently working as an Assistant Professor in Computer Science and Engineering Department from G.Narayanamma Institute of Technology and Sciences, Hyderabad.