

Strategic Approaches To Mobile Phase Selection In High-Performance Liquid Chromatography: Principles, Optimization, And Recent Advances

Ms. Bhagyashree B. Wadikar^{1*}, Ms. Namrata Jayshing Jadhav², Ms. Bhavana Rahul Patil³, Mr. Vinod S. Pattankude⁴, Dr. Dhanraj R. Judge⁵

^{1,2,3}Department of Pharmaceutical Analysis, Womens college of pharmacy peth-vadgaon, Dr Babasaheb Ambedkar Technological University, Lonere, Raigad, Maharashtra, India

⁴Department of Pharmacology / Associate Professor Womens college of pharmacy peth-vadgaon, Dr Babasaheb Ambedkar Technological University, Lonere, Raigad, Maharashtra, India

⁵Department of Pharmacognosy / Principal Womens college of pharmacy peth-vadgaon, Dr Babasaheb Ambedkar Technological University, Lonere, Raigad, Maharashtra, India

ABSTRACT

High-Performance Liquid Chromatography (HPLC) is a widely utilized analytical technique for the separation, identification, and quantification of compounds across pharmaceutical, environmental, and biochemical domains. Among the various factors influencing chromatographic performance, mobile phase selection plays a critical role in determining retention behavior, resolution, selectivity, and peak shape. This review focuses on the fundamental principles governing mobile phase selection, including polarity, pH, buffer systems, organic modifiers, and additives. Different chromatographic modes such as normal phase, reverse phase, ion-exchange, and ion-pair chromatography are discussed in relation to mobile phase characteristics. The article also highlights the impact of mobile phase composition on chromatographic outcomes and outlines key optimization strategies including isocratic and gradient elution, as well as modern approaches like Design of Experiments and AI-assisted method development. Practical aspects such as mobile phase preparation, filtration, and degassing are also addressed. Recent advances including ionic liquids, green chromatography, and UHPLC techniques are reviewed along with current challenges in method development. Overall, this review provides a comprehensive understanding of strategic mobile phase selection for achieving efficient and reproducible HPLC analysis.

KEYWORDS: HPLC, Mobile phase selection, Chromatographic optimization, Gradient elution, Buffer systems, Pharmaceutical analysis

INTRODUCTION

High-Performance Liquid Chromatography (HPLC) is one of the most powerful analytical techniques used for the separation, identification, and quantification of compounds in pharmaceutical, environmental, and biochemical analysis¹. It is particularly advantageous because it is not limited to volatile or thermally stable compounds, unlike gas chromatography².

In HPLC, separation is achieved based on differential partitioning of analytes between the stationary phase and the mobile phase³. The mobile phase acts as a carrier medium that transports analytes through the column under high pressure⁴. Compounds with higher affinity for the stationary phase move slower, whereas those with lower affinity elute faster⁵.

Mobile phase selection is a key step in method development, as it significantly affects retention time (Rt), resolution, selectivity, and peak shape⁶. Improper selection may lead to peak tailing, fronting, or co-elution. Therefore, understanding the physicochemical properties of analytes and solvents is essential for designing an effective mobile phase system⁷.

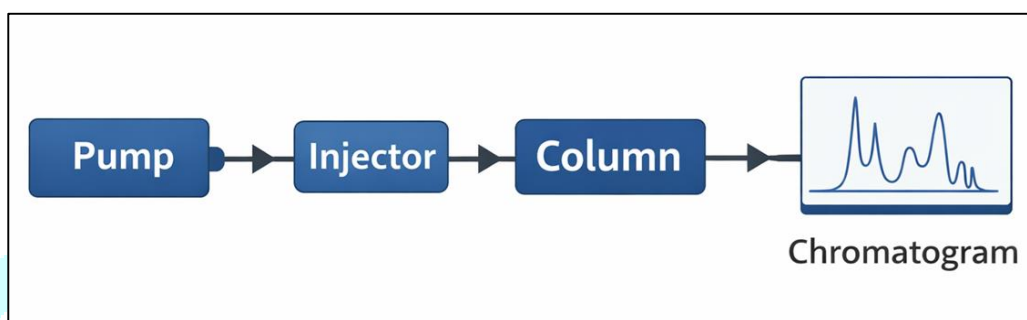


Figure 1: HPLC System

Fundamentals of Mobile Phase in HPLC

Role of mobile phase:

The mobile phase in HPLC plays a fundamental role in the chromatographic process by acting as the carrier that transports analytes through the column⁸. It significantly influences the retention and selectivity of compounds by controlling their interaction with the stationary phase⁹. Additionally, the composition and properties of the mobile phase directly affect peak symmetry, resolution, and overall separation efficiency, making its proper selection essential for accurate and reproducible analysis¹⁰.

Types of Chromatographic Modes:

Table1: Classification of Chromatographic Modes Based on Mobile Phase Characteristics and Separation Mechanism

Chromatographic Mode	Mobile Phase Nature	Characteristics	Example
Normal Phase HPLC (NP-HPLC)	Non-polar	Polar stationary phase; separates polar compounds	Hexane
Reverse Phase HPLC (RP-HPLC)	Polar	Non-polar stationary phase; widely used, high reproducibility	Water + Methanol/ACN
Ion-Exchange Chromatography	Aqueous buffer	Separation based on ionic charge interactions	Buffer solutions
Ion-Pair Chromatography	Polar with ion-pairing reagents	Enhances retention of ionic compounds	TFA, ion-pair reagents

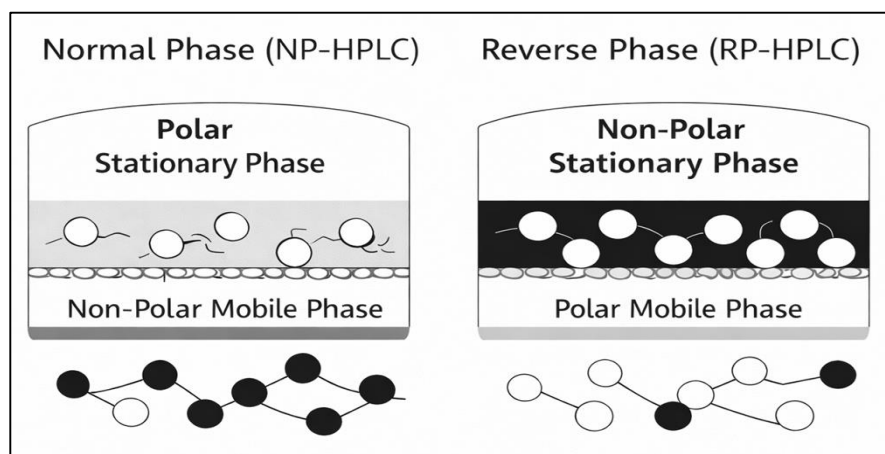


Figure 2: NP HPLC VS RP HPLC

Chromatographic separation in HPLC can be performed using different modes based on the nature of the mobile and stationary phases. In Normal Phase HPLC, a non-polar mobile phase such as hexane is used with a polar stationary phase, making it suitable for separating polar compounds. In contrast, Reverse Phase HPLC employs a polar mobile phase, typically a mixture of water and organic solvents like methanol or acetonitrile, along with a non-polar stationary phase, making it the most widely used and reproducible technique¹¹. Ion-exchange chromatography utilizes aqueous buffer systems to separate analytes based on their ionic charge, while ion-pair chromatography incorporates ion-pairing reagents in the mobile phase to improve the retention and separation of ionic compounds¹².

Physicochemical Properties Governing Mobile Phase Selection

1. Polarity

Polarity is a key factor governing mobile phase selection in HPLC, as it directly influences the interaction between analytes and the stationary phase. A mobile phase with high aqueous content increases the retention of non-polar analytes, leading to longer retention times, whereas a higher proportion of organic solvent reduces polarity and results in faster elution. In gradient elution, the polarity of the mobile phase is gradually decreased over time, enabling the efficient separation of compounds with a wide range of hydrophobic characteristics¹³.

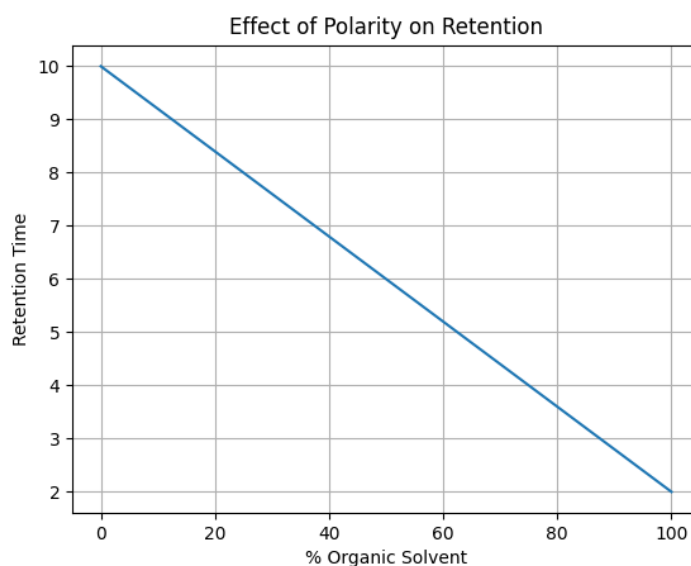


Figure3: Effect of Polarity on Retention

2. pH and Ionization

The pH of the mobile phase is a critical parameter in HPLC, as it directly influences the ionization state of analytes. It is typically controlled using appropriate buffer systems to maintain consistent conditions throughout the analysis. Changes in pH affect both retention behavior and peak shape. For ionizable compounds, suppression of ionization (by adjusting pH) increases retention on the column, whereas the ionized form of the analyte is more polar and elutes faster, resulting in shorter retention times¹⁴.

3. Buffer Systems

Buffers are used in the mobile phase to maintain a constant pH, which is essential for consistent retention and reproducible chromatographic results¹⁵. Commonly employed buffer systems include phosphate, acetate, and ammonium acetate. The selection of an appropriate buffer depends on its pKa being close to that of the analyte to ensure effective control of ionization¹⁶. Buffer concentration is generally maintained within the range of 10–50 mM to provide adequate buffering capacity without causing excessive system pressure¹⁷. It is also important to ensure that the buffer remains soluble in the presence of organic solvents to prevent precipitation and potential blockage of the column¹⁸.

4. Organic modifiers

Organic modifiers are widely used in HPLC to control the strength of the mobile phase and influence the separation process¹⁹. Common solvents include acetonitrile, methanol, and tetrahydrofuran. Acetonitrile is frequently preferred because of its low viscosity, which results in reduced back pressure, along with better peak shape and superior UV transparency. Methanol is a more economical option but has higher viscosity, which can increase system pressure. Tetrahydrofuran provides strong elution strength, although it is less commonly used due to certain limitations in routine analysis²⁰.

5. Additives

Additives are commonly included in the mobile phase to improve chromatographic performance²¹. Substances such as formic acid, trifluoroacetic acid, and triethylamine help in achieving better peak shape by reducing tailing and controlling the ionization of analytes²². These additives also enhance detection sensitivity, particularly in techniques like LC–MS, by improving ionization efficiency.

Other Solvent Properties

Table2: Solvent Properties in Mobile Phase Selection

Property	Description
Purity	Use HPLC-grade solvents to avoid impurities that can cause baseline noise
Viscosity	Low viscosity helps reduce system pressure and improves column efficiency
UV Transparency	Solvent should not absorb at detection wavelength for accurate results
Miscibility	Solvents must be miscible to prevent unstable baselines and pressure issues
Toxicity & Safety	Solvents should be handled carefully considering their health and safety risks
Non-corrosiveness	Solvents must not damage or corrode HPLC system components

Mobile Phase Composition and Its Effects

Table 3: Effect of Mobile Phase Composition on Polarity, Retention Behavior, and Analytical Application in HPLC

Composition	Polarity	Retention	Application
High aqueous	High	Long	Polar compounds
Balanced	Moderate	Moderate	General pharma
High organic	Low	Short	Non-polar drugs
Buffered	Controlled	Stable	Ionizable compounds

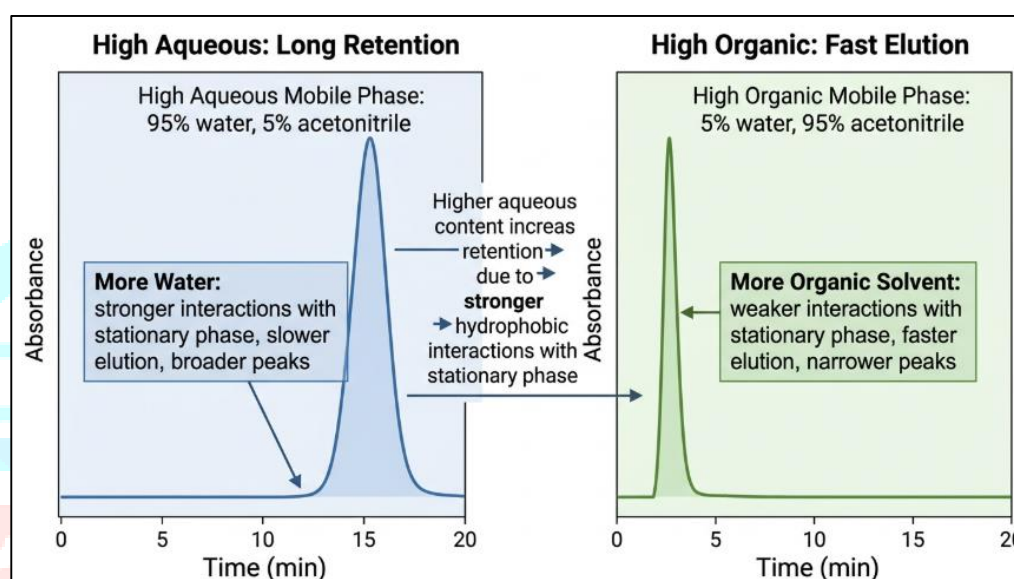


Figure 4: Effect of composition on retention

As shown in figure 4: mobile phase composition has a direct impact on chromatographic behavior, particularly polarity, retention time, and separation efficiency²³. A highly aqueous mobile phase exhibits high polarity and results in longer retention times, making it suitable for the separation of polar compounds²⁴. A balanced mixture of aqueous and organic solvents provides moderate polarity and retention, and is commonly used in general pharmaceutical analysis. In contrast, a mobile phase with high organic content has lower polarity, leading to shorter retention times and is ideal for non-polar or lipophilic compounds. Buffered mobile phases are used to maintain a controlled pH environment, ensuring stable retention and improved peak shape for ionizable analytes²⁵.

Mobile Phase Optimization Strategies

Isocratic Elution:

Isocratic elution is a mode of HPLC in which the mobile phase composition remains constant throughout the entire analysis. It is mainly used for simple mixtures where the components have similar properties and can be separated under fixed conditions. This method is easy to operate, provides good reproducibility, and is suitable for routine analysis, although it may not be effective for complex samples with a wide range of polarities²⁶.

Gradient elution:

Gradient elution is a technique in HPLC where the composition of the mobile phase changes gradually during the analysis. It is particularly useful for separating complex mixtures containing compounds with different polarities. This method improves resolution and allows faster elution of strongly retained compounds, thereby reducing the overall analysis time²⁷.

Optimization Techniques

Trial and Error Method: This is the traditional approach where different mobile phase conditions are tested one by one until acceptable separation is achieved. Although simple, it is time-consuming and less efficient²⁸.

Design of Experiments: DoE is a systematic and statistical approach that studies the effect of multiple variables simultaneously. It helps in identifying optimal conditions quickly and improves method robustness and reproducibility²⁹.

AI Assisted Optimization: This modern approach uses computational tools and algorithms to predict optimal chromatographic conditions. It reduces experimental effort, saves time, and enhances accuracy in method development³⁰.

Mobile Phase Preparation and Handling

Premixing:

Premixing involves measuring each solvent separately and then combining them to prepare the mobile phase. This approach helps maintain the correct solvent ratio and avoids errors caused by volume contraction when solvents are mixed directly³¹.

Filtration:

Filtration is carried out to remove particulate matter from the mobile phase, preventing clogging of the column and system components. Typically, a 0.45 μm filter is used for HPLC, while a finer 0.22 μm filter is preferred for UHPLC systems³².

Degassing:

Degassing is essential to remove dissolved gases from the mobile phase, which can otherwise form bubbles and cause flow disturbances or detector noise. Common methods include sonication, vacuum degassing, and helium sparging³³.

Special Considerations in RP-HPLC

Ion suppression:

Ion suppression is achieved by adjusting the mobile phase to a low pH, which reduces the ionization of analytes. This helps in improving peak shape and increasing retention by minimizing unwanted interactions with the stationary phase³⁴.

Selectivity (α):

Selectivity refers to the ability of the chromatographic system to distinguish between two analytes. It mainly depends on the composition of the mobile phase and can be easily adjusted by changing solvent type, ratio, or pH to achieve better separation³⁵.

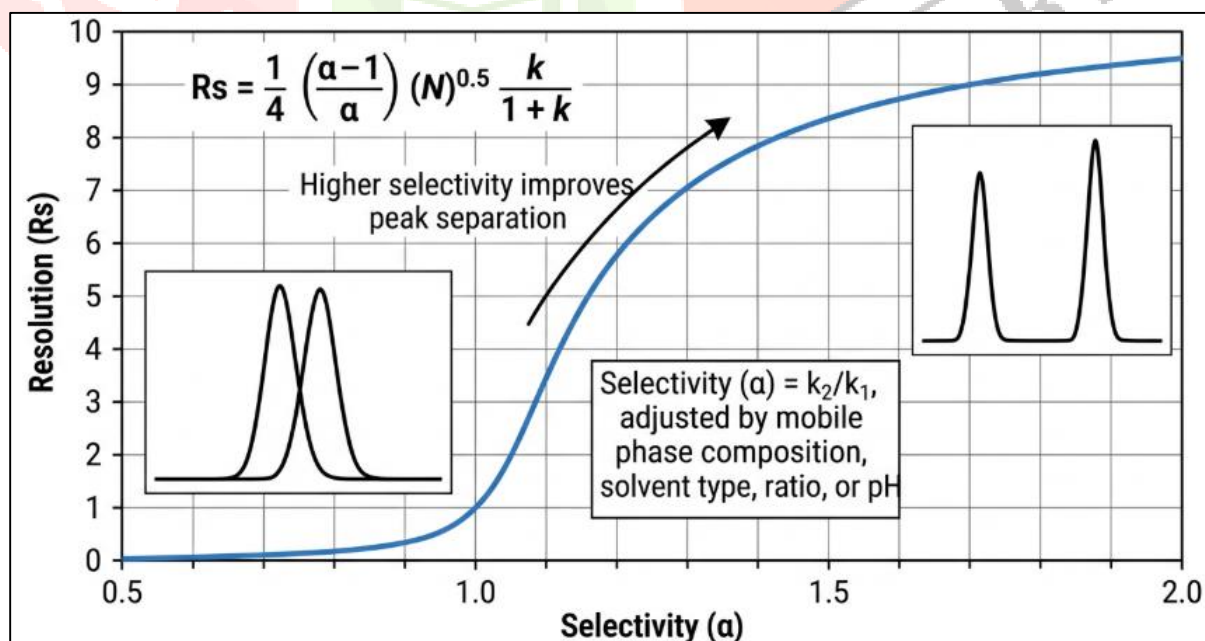


Figure5: Resolution vs Selectivity Graph

Selectivity ($\alpha = k_2/k_1$) measures a chromatographic system's ability to distinguish analytes, mainly controlled by mobile phase composition, solvent type, ratio, or pH. It dramatically boosts resolution (R_s), turning overlapping peaks into well-separated ones when α exceeds 1.2, as shown in Figure 5. This makes it a key, adjustable tool for optimal separations.

Temperature Effect:

Temperature plays an important role in HPLC by influencing solvent viscosity and mass transfer. An increase in temperature reduces viscosity, allowing better flow and improving separation efficiency and resolution³⁶.

Types of Mobile Phases:**Table 4: Types of Mobile Phases in HPLC**

Type	Description
Aqueous Mobile Phases	Mainly composed of water with buffers; suitable for polar and water-soluble compounds
Organic Mobile Phases	Consist of solvents like acetonitrile, methanol, or hexane; used for non-polar compounds
Buffered Mobile Phases	Contain buffer salts to maintain stable pH; ideal for ionizable analytes
Gradient Systems	Mobile phase composition changes during the run; useful for complex mixtures
Supercritical Fluids (SFC)	Use supercritical CO ₂ ; provide fast and efficient separation
Ionic Liquids	Non-volatile solvents offering unique selectivity; emerging application
Mixed Solvent Systems	Combination of solvents to adjust polarity and improve separation

Mobile phases in HPLC can be classified into several types based on their composition and application. Aqueous mobile phases primarily consist of water, often combined with buffers, and are suitable for the separation of polar and water-soluble compounds. Organic mobile phases include solvents such as acetonitrile, methanol, or hexane and are commonly used for non-polar or moderately polar analytes. Buffered mobile phases contain buffer salts to maintain a stable pH, which is essential for the consistent separation of ionizable compounds. Gradient systems involve a gradual change in mobile phase composition during the analysis, making them ideal for complex mixtures with varying polarities. Supercritical fluid systems use supercritical carbon dioxide as the mobile phase, offering rapid and efficient separations. Ionic liquids are emerging as alternative mobile phase components due to their unique selectivity and low volatility. Mixed solvent systems combine two or more solvents to achieve the desired polarity and improve overall separation performance³⁷.

Applications in Pharmaceutical Analysis

HPLC is widely used in pharmaceutical analysis for various purposes such as drug assay, impurity profiling, stability studies, and bioanalysis³⁸. It plays a crucial role in ensuring the quality, safety, and efficacy of pharmaceutical products by enabling accurate separation and quantification of active ingredients as well as related substances³⁹.

Proper selection of the mobile phase is essential to achieve reliable analytical results. It directly influences key performance parameters such as accuracy, precision, and reproducibility⁴⁰. An optimized mobile phase ensures consistent retention behavior, improved peak shape, and overall robustness of the analytical methods⁴¹.

Recent Advances in Mobile Phase Selection**Ionic liquids as Additives:**

Ionic liquids are used to improve selectivity and enhance separation efficiency due to their unique physicochemical properties⁴².

AI Based Method Development:

Artificial intelligence is used to predict optimal mobile phase conditions, reducing experimental time and improving method accuracy⁴³.

UHPLC Techniques:

Ultra-High Performance Liquid Chromatography uses low-viscosity mobile phases and high pressure to achieve faster and more efficient separations⁴⁴.

Green Chromatography:

Focuses on the use of eco-friendly solvents such as ethanol to reduce environmental impact and improve safety in analytical processes⁴⁵.

Challenges:

Mobile phase selection in HPLC is associated with several challenges that can affect analytical performance. One common issue is buffer precipitation, especially when high concentrations of organic solvents are used, which can lead to blockage of the column and system components. Detector incompatibility is another concern, as certain mobile phase components may interfere with detection, particularly in techniques like UV or LC-MS. Reproducibility can also be affected due to slight variations in mobile phase composition, pH, or preparation methods. In addition, environmental concerns related to the use and disposal of organic solvents have become increasingly important, encouraging the development of safer and more sustainable alternatives.

CONCLUSION

Mobile phase selection is a fundamental aspect of HPLC method development that directly influences chromatographic performance and analytical reliability. A thorough understanding of physicochemical properties such as polarity, pH, and solvent characteristics is essential for achieving optimal separation. The appropriate choice of mobile phase composition, along with suitable optimization strategies, ensures improved resolution, reproducibility, and peak symmetry. Advances in analytical techniques, including AI-assisted optimization and green chromatography, are further enhancing efficiency while addressing environmental concerns. Despite existing challenges such as buffer precipitation and detector compatibility, careful method design and proper handling practices can overcome these limitations. Overall, strategic selection and optimization of the mobile phase remain crucial for robust and high-quality chromatographic analysis in pharmaceutical applications.

REFERENCES

1. Belanger JM, Paré JJ, Sigouin M. High performance liquid chromatography (HPLC): principles and applications. In *Techniques and instrumentation in analytical chemistry* 1997 Jan 1 (Vol. 18, pp. 37-59). Elsevier. [https://doi.org/10.1016/S0167-9244\(97\)80011-X](https://doi.org/10.1016/S0167-9244(97)80011-X)
2. Mondello L, Tranchida PQ, Dugo P, Dugo G. Comprehensive two-dimensional gas chromatography-mass spectrometry: A review. *Mass spectrometry reviews*. 2008 Mar;27(2):101-24. <https://doi.org/10.1002/mas.20158>
3. Galea C, Mangelings D, Vander Heyden Y. Characterization and classification of stationary phases in HPLC and SFC—a review. *Analytica chimica acta*. 2015 Jul 30;886:1-5. <https://doi.org/10.1016/j.aca.2015.04.009>
4. Gao S, Zhang ZP, Karnes HT. Sensitivity enhancement in liquid chromatography/atmospheric pressure ionization mass spectrometry using derivatization and mobile phase additives. *Journal of Chromatography B*. 2005 Oct 25;825(2):98-110. <https://doi.org/10.1016/j.jchromb.2005.04.021>
5. Rusli H, Putri RM, Alni A. Recent developments of liquid chromatography stationary phases for compound separation: from proteins to small organic compounds. *Molecules*. 2022 Jan 28;27(3):907. <https://doi.org/10.3390/molecules27030907>
6. Kawabe T, Tomitsuka T, Kajiro T, Kishi N, Toyo'oka T. Ternary isocratic mobile phase optimization utilizing resolution Design Space based on retention time and peak width modeling. *Journal of Chromatography A*. 2013 Jan 18;1273:95-104. <https://doi.org/10.1016/j.chroma.2012.11.082>
7. Akash MS, Rehman K. Comprehensive Insights Into Chromatography and Chromatographic Techniques. In *Essentials of Pharmaceutical Analysis* 2025 Apr 30 (pp. 533-575). Singapore: Springer Nature Singapore. https://doi.org/10.1007/978-981-96-5996-8_11
8. Belanger JM, Paré JJ, Sigouin M. High performance liquid chromatography (HPLC): principles and applications. In *Techniques and instrumentation in analytical chemistry* 1997 Jan 1 (Vol. 18, pp. 37-59). Elsevier. [https://doi.org/10.1016/S0167-9244\(97\)80011-X](https://doi.org/10.1016/S0167-9244(97)80011-X)
9. Guo Y, Gaiki S. Retention and selectivity of stationary phases for hydrophilic interaction chromatography. *Journal of Chromatography A*. 2011 Sep 2;1218(35):5920-38. <https://doi.org/10.1016/j.chroma.2011.06.052>
10. Saunders KC, Ghanem A, Hon WB, Hilder EF, Haddad PR. Separation and sample pre-treatment in bioanalysis using monolithic phases: A review. *Analytica chimica acta*. 2009 Oct 12;652(1-2):22-31. <https://doi.org/10.1016/j.aca.2009.05.043>

11. Jandera P. Comparison of various modes and phase systems for analytical HPLC. In Handbook of analytical separations 2000 Jan 1 (Vol. 1, pp. 1-71). Elsevier Science BV. [https://doi.org/10.1016/S1567-7192\(00\)80004-2](https://doi.org/10.1016/S1567-7192(00)80004-2)
12. Cecchi T. Ion pairing chromatography. Critical Reviews in Analytical Chemistry. 2008 Aug 1;38(3):161-213. <https://doi.org/10.1080/10408340802038882>
13. West C, Lesellier E. Effects of mobile phase composition on retention and selectivity in achiral supercritical fluid chromatography. Journal of Chromatography A. 2013 Aug 9;1302:152-62. <https://doi.org/10.1016/j.chroma.2013.06.003>
14. Wiczling P, Markuszewski MJ, Kalisz R. Determination of p K a by pH Gradient Reversed-Phase HPLC. Analytical Chemistry. 2004 Jun 1;76(11):3069-77. <https://doi.org/10.1021/ac049807q>
15. Heinisch S, Rocca JL. Effect of mobile phase composition, pH and buffer type on the retention of ionizable compounds in reversed-phase liquid chromatography: application to method development. Journal of Chromatography A. 2004 Sep 10;1048(2):183-93. <https://doi.org/10.1016/j.chroma.2004.07.022>
16. Konermann L. Addressing a common misconception: ammonium acetate as neutral pH “buffer” for native electrospray mass spectrometry. Journal of the American Society for Mass Spectrometry. 2017 Jul 14;28(9):1827-35. <https://doi.org/10.1007/s13361-017-1739-3>
17. Stoll VS, Blanchard JS. [4] Buffers: Principles and practice. In Methods in enzymology 1990 Jan 1 (Vol. 182, pp. 24-38). Academic press. [https://doi.org/10.1016/0076-6879\(90\)82006-N](https://doi.org/10.1016/0076-6879(90)82006-N)
18. McCalley DV. Effect of organic solvent modifier and nature of solute on the performance of bonded silica reversed-phase columns for the analysis of strongly basic compounds by high-performance liquid chromatography. Journal of Chromatography A. 1996 Jul 12;738(2):169-79. [https://doi.org/10.1016/0021-9673\(96\)00136-7](https://doi.org/10.1016/0021-9673(96)00136-7)
19. Garcia MC. The effect of the mobile phase additives on sensitivity in the analysis of peptides and proteins by high-performance liquid chromatography–electrospray mass spectrometry. Journal of Chromatography B. 2005 Oct 25;825(2):111-23. <https://doi.org/10.1016/j.jchromb.2005.03.041>
20. Barwick VJ. Strategies for solvent selection—a literature review. TrAC Trends in Analytical Chemistry. 1997 Jun 1;16(6):293-309. [https://doi.org/10.1016/S0165-9936\(97\)00039-3](https://doi.org/10.1016/S0165-9936(97)00039-3)
21. Gao S, Zhang ZP, Karnes HT. Sensitivity enhancement in liquid chromatography/atmospheric pressure ionization mass spectrometry using derivatization and mobile phase additives. Journal of Chromatography B. 2005 Oct 25;825(2):98-110. <https://doi.org/10.1016/j.jchromb.2005.04.021>
22. Protti M, Carotti A, Mercolini L, Sardella R. Co-solvents and mobile phase additives in HPLC. In Liquid Chromatography 2023 Jan 1 (pp. 283-321). Elsevier. <https://doi.org/10.1016/B978-0-323-99968-7.00025-4>
23. West C, Lesellier E. Effects of mobile phase composition on retention and selectivity in achiral supercritical fluid chromatography. Journal of Chromatography A. 2013 Aug 9;1302:152-62. <https://doi.org/10.1016/j.chroma.2013.06.003>
24. West C, Lesellier E. Effects of mobile phase composition on retention and selectivity in achiral supercritical fluid chromatography. Journal of Chromatography A. 2013 Aug 9;1302:152-62. <https://doi.org/10.1016/j.chroma.2013.06.003>
25. Heinisch S, Rocca JL. Effect of mobile phase composition, pH and buffer type on the retention of ionizable compounds in reversed-phase liquid chromatography: application to method development. Journal of Chromatography A. 2004 Sep 10;1048(2):183-93. <https://doi.org/10.1016/j.chroma.2004.07.022>
26. Jandera P, Churáček J. Gradient elution in liquid chromatography: I. The influence of the composition of the mobile phase on the capacity ratio (retention volume, band width, and resolution) in isocratic elution—theoretical considerations. Journal of Chromatography A. 1974 Apr 24;91:207-21. [https://doi.org/10.1016/S0021-9673\(01\)97901-4](https://doi.org/10.1016/S0021-9673(01)97901-4)
27. Jandera P, Halama M, Novotná K, Bunčková S. Characterization and comparison of HPLC columns for gradient elution. Chromatographia. 2003 Jan;57(Suppl 1):S153-61. <https://doi.org/10.1007/BF02492098>

28. Saunders KC, Ghanem A, Hon WB, Hilder EF, Haddad PR. Separation and sample pre-treatment in bioanalysis using monolithic phases: A review. *Analytica chimica acta*. 2009 Oct 12;652(1-2):22-31. <https://doi.org/10.1016/j.aca.2009.05.043>
29. Beg S, Swain S, Rahman M, Hasnain MS, Imam SS. Application of design of experiments (DoE) in pharmaceutical product and process optimization. In *Pharmaceutical quality by design 2019* Jan 1 (pp. 43-64). Academic Press. <https://doi.org/10.1016/B978-0-12-815799-2.00003-4>
30. Alves E, Gurupadayya BM, Prabhakaran P. Artificial Intelligence in HPLC Method Development: A Critical Review of Technological Integration, Limitations, and Future Directions. *Critical Reviews in Analytical Chemistry*. 2025 Oct 16:1-43. <https://doi.org/10.1080/10408347.2025.2575352>
31. Renault JH, Nuzillard JM, Intes O, Maciuk A. Solvent systems. In *Comprehensive Analytical Chemistry 2002* Jan 1 (Vol. 38, pp. 49-83). Elsevier. [https://doi.org/10.1016/S0166-526X\(02\)80006-X](https://doi.org/10.1016/S0166-526X(02)80006-X)
32. Gallardo VJ, Morris BJ, Rhodes ER. The use of hollow fiber dialysis filters operated in axial flow mode for recovery of microorganisms in large volume water samples with high loadings of particulate matter. *Journal of microbiological methods*. 2019 May 1;160:143-53. <https://doi.org/10.1016/j.mimet.2019.04.005>
33. Eskin DG. Overview of ultrasonic degassing development. In *Light metals 2017* 2017 Feb 12 (pp. 1437-1443). Cham: Springer International Publishing. https://doi.org/10.1007/978-3-319-51541-0_171
34. Furey A, Moriarty M, Bane V, Kinsella B, Lehane M. Ion suppression; a critical review on causes, evaluation, prevention and applications. *Talanta*. 2013 Oct 15;115:104-22. <https://doi.org/10.1016/j.talanta.2013.03.048>
35. West C, Lesellier E. Effects of mobile phase composition on retention and selectivity in achiral supercritical fluid chromatography. *Journal of Chromatography A*. 2013 Aug 9;1302:152-62. <https://doi.org/10.1016/j.chroma.2013.06.003>
36. Antia FD, Horváth C. High-performance liquid chromatography at elevated temperatures: examination of conditions for the rapid separation of large molecules. *Journal of Chromatography A*. 1988 Jan 1;435:1-5. [https://doi.org/10.1016/S0021-9673\(01\)82158-0](https://doi.org/10.1016/S0021-9673(01)82158-0)
37. Galea C, Mangelings D, Vander Heyden Y. Characterization and classification of stationary phases in HPLC and SFC—a review. *Analytica chimica acta*. 2015 Jul 30;886:1-5. <https://doi.org/10.1016/j.aca.2015.04.009>
38. Ahuja S. Overview: Handbook of pharmaceutical analysis by HPLC. *Separation science and technology*. 2005 Jan 1;6:1-7. [https://doi.org/10.1016/S0149-6395\(05\)80045-5](https://doi.org/10.1016/S0149-6395(05)80045-5)
39. Akash MS, Rehman K. Comprehensive insights into pharmaceutical analysis. In *Essentials of Pharmaceutical Analysis 2025* Apr 30 (pp. 1-62). Singapore: Springer Nature Singapore. https://doi.org/10.1007/978-981-96-5996-8_1
40. Shastak Y, Pelletier W, Kuntz A. Insights into analytical precision: Understanding the factors influencing accurate vitamin A determination in various samples. *Analytica*. 2024 Feb 2;5(1):54-73. <https://doi.org/10.3390/analytica5010004>
41. Kawabe T, Tomitsuka T, Kajiro T, Kishi N, Toyo'oka T. Ternary isocratic mobile phase optimization utilizing resolution Design Space based on retention time and peak width modeling. *Journal of Chromatography A*. 2013 Jan 18;1273:95-104. <https://doi.org/10.1016/j.chroma.2012.11.082>
42. Han D, Row KH. Recent applications of ionic liquids in separation technology. *Molecules*. 2010 Apr 5;15(4):2405-26. <https://doi.org/10.3390/molecules15042405>
43. Abba SI, Usman AG. Simulation for response surface in the HPLC optimization method development using artificial intelligence models: A data-driven approach. *Chemometrics and Intelligent Laboratory Systems*. 2020 Jun 15;201:104007. <https://doi.org/10.1016/j.chemolab.2020.104007>
44. Perrenoud AG, Veuthey JL, Guillaume D. Comparison of ultra-high performance supercritical fluid chromatography and ultra-high performance liquid chromatography for the analysis of pharmaceutical compounds. *Journal of Chromatography A*. 2012 Nov 30;1266:158-67. <https://doi.org/10.1016/j.chroma.2012.10.005>

45. Shaaban H. New insights into liquid chromatography for more eco-friendly analysis of pharmaceuticals. *Analytical and bioanalytical chemistry*. 2016 Oct;408(25):6929-44. <https://doi.org/10.1007/s00216-016-9726-2>

