



DEVELOPING NUMBER SENSE THROUGH FIVE FRAME AND TEN FRAME

NIRMALA
MENTOR TEACHER
MCD EDUCATION DEPARTMENT

Many students face problems regarding numbers. The use of five frame and ten frame can help such students to improve and develop their number sense in a significant manner.

This article provides how these techniques can be used to do away with the number-phobia in many students all round the world. This will surely prove helpful for all those who are reading this article.

A 5 frame is a visual aid that can be used to help children learn about numbers and operations. It is a long, narrow strip of paper that is divided into 5 equal sections. 5 frame can be used for a variety of mathematical activities, including:

- **Counting:** Children can use 5 frame to count objects or to practice counting by 5s.



* Addition:-

Children can use 5 frame to add numbers together. For example, to add 2 and 3, children would place 2 dots in the first section of the strip and 3 dots in the second section. The total number of dots (5) would represent the answer to the addition problem.

| | | | | |
|--|--|--|--|--|
| | | | | |
|--|--|--|--|--|

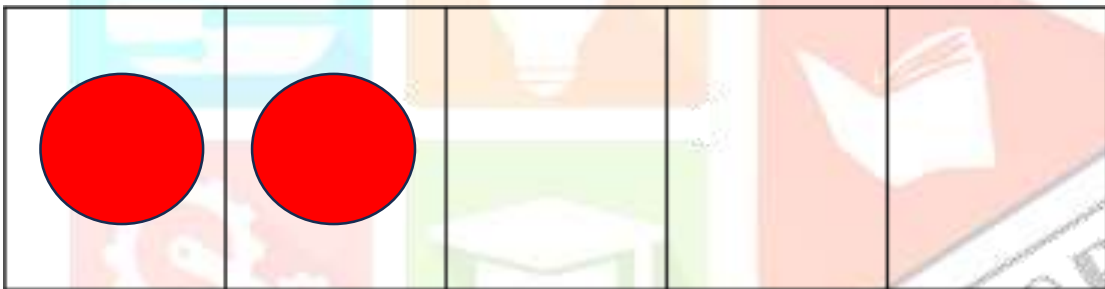
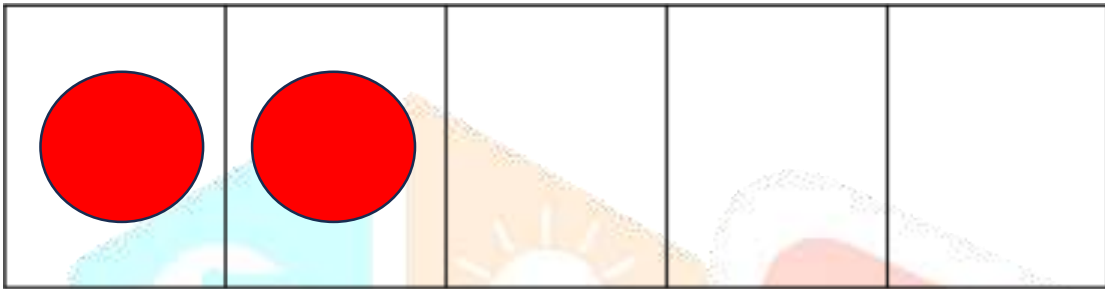
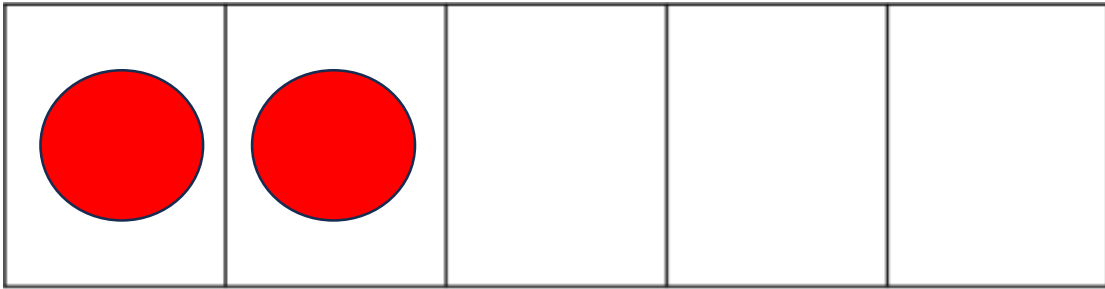
*** Subtraction:-**

Children can use 5 frame to subtract numbers. For example, to subtract 3 from 5, children would place 5 dots in the first section of the strip and then remove 3 dots. The remaining 2 dots would represent the answer to the subtraction problem.

| | | | | |
|--|--|--|--|--|
| | | | | |
| | | | | |
| | | | | |

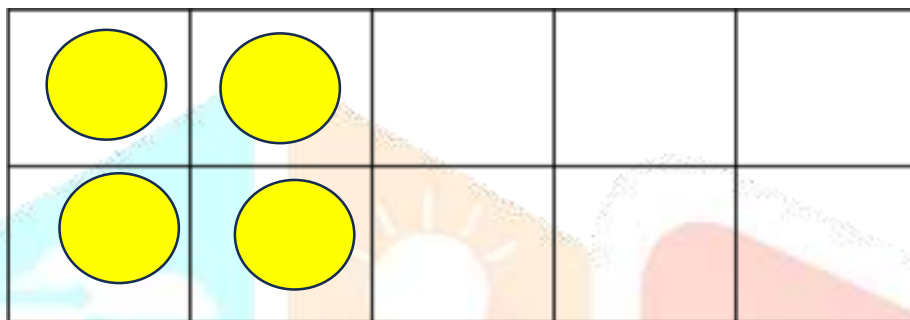
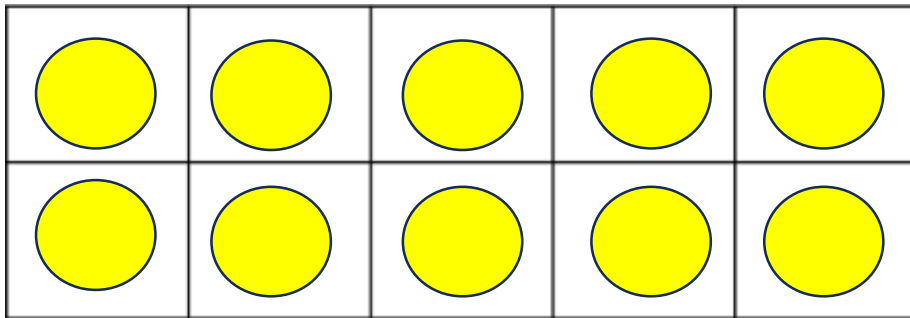
***Multiplication:-**

Children can use 5 frame to multiply numbers. For example, to multiply 2 by 5, children would place 2 dots in the first section of the strip and then draw 5 copies of the strip. The total number of dots (10) would represent the answer to the multiplication problem.



10 Frame

A 10 frame is a visual aid that is similar to a 5 Frame, but it is divided into 10 equal sections. 10 frame can be used for all of the activities as 5 frame, but it can be used to teach for bigger numbers.



To teach division, children can use 10 frame to divide numbers. For example, to divide 10 by 2, children would place 10 dots in the first section of the strip and then divide the strip into 2 equal parts. Each part would have 5 dots, which represents the answer to the division problem

$$10 \div 2 = 5$$

