



INTERNATIONAL JOURNAL OF CREATIVE RESEARCH THOUGHTS (IJCRT)

An International Open Access, Peer-reviewed, Refereed Journal

“IoT Based Gas Leakage Detection and Alarming System using Blynk platforms”

Name of 1st Author: RAKSHITHA H B, Name of 2nd Author: SAHANA G C

¹Designation of 1st Author: BE ,CSE,RIT HASSAN ,²Designation of 2nd Author:Assistant Professor ,Cse
Department Rajeev institute of technology

Department of 1st Author: computer Science and engineering Rajeev institute of Technology, Hassan,
Department of 2nd Author: ASSISTANT PROFESSOR at Rajeev institute of technology (computerscience)
hassan

City: Hassan State:Karnataka,country:india

Abstract: Gas or liquefied petroleum gas (LPG) is a chemical substance resultant from petroleum and could be dangerous in industrial places or those that deal with this substance. Gas leakage causes many health issues. So, to prevent such catastrophes and in order to maintain a clean air environment, the workspace atmosphere should be frequently monitored and controlled. The proposed monitoring gas leakage detector system is based on Internet of Things (IoT) technology. Node MCU ESP8266 Wi-Fi is used to be the microcontroller for the whole system. The combustible gas sensor (MQ2) is used in order to detect the presence of methane (CH₄) and carbon monoxide gas (CO). MQ2 sensor will detect the concentration of the gas according to the voltage output of the sensor and the ESP8266 will send the data reading from the gas sensor to Blynk IoT platform over an IOS phone; data visualization is done using Things peak IoT Platform. Besides, a fan will immediately work upon the leakage occurs along with an alarming buzzer

Index Terms: IoT, Gas leakage, Blynk platform, Thingspeak, LPG, Alarm system.

INTRODUCTION

Safety is a paramount concern in every aspect of human life, encompassing awareness of potential risks and dangers that could result in bodily harm or even death. Among the myriad hazards that threaten safety, gas leaks stand out as particularly concerning due to their potential for causing catastrophic damage in the affected area. Liquefied Petroleum Gas (LPG), first discovered in 1910 by Dr. Walter Snelling, is a versatile mixture of commercial gases such as propane and butane, alongside saturated and unsaturated hydrocarbons. Its diverse range of applications, spanning industrial and domestic fuel, auto gas, heating, and lighting, underscores its indispensability in various sectors. However, the escalating demand for LPG has coincided with a corresponding increase in gas leaks, culminating in a rise in fire accidents and casualties. In the pre-electronic era of gas detection, the detection of gas leaks relied on rudimentary methods such as chemical-dipped paper that changed color in the presence of gases. However, technological advancements have ushered in more sophisticated approaches to detecting, monitoring, and alerting to gas leaks. Despite its utility, LPG presents significant risks if leaked, owing to its highly flammable nature. The odorless characteristic of LPG necessitates the addition of potent odorants like Ethane oil to facilitate easy detection of leaks. Gas leaks, particularly prevalent in kitchen settings, have emerged as a common cause of accidents, with incidents escalating from 0.72% to 10.74% of all kitchen accidents. In response to the challenges posed by gas leaks, innovative solutions like the proposed system have been developed. This system harnesses a computer program running online to detect leak locations and serve as an automatic supervisor in remote areas. It incorporates a simple yet effective gas leak detector equipped with a buzzer and powered by Wi-Fi to convey alerts to stakeholders in the event of an LPG leak. Leveraging IoT technology, which enables device to communicate directly without human intervention, the system offers continuous monitoring of the environment for any signs of leakage. Upon detecting a gas leak, the system triggers alerts via a buzzer and

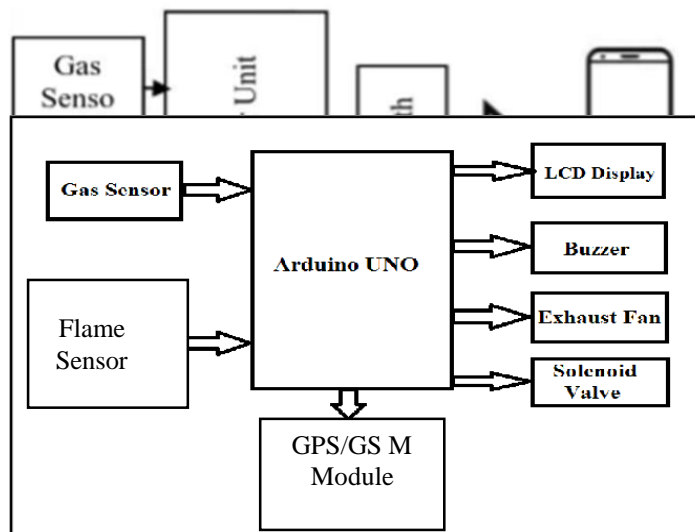
dispatches notifications to users' smartphones through an IOS IoT application. Integration with the Blynk platform facilitates real-time monitoring and control, while the Thingspeak IoT platform enables data visualization to illustrate gas level variations recorded by the gas sensor.

GAS LEAKAGE DETECTION TECHNIQUES:

There are several different techniques to design a gas leakage detector, the most popular techniques are as follows:

a) **Robots-based gas leakage detector:** it is an automatic gas detection and indication robot. The prototype depicts a mini mobile robot that is capable to detect gas leakage in hazardous places. Whenever a gas leakage occurs in a particular place, the robot directly reads the data and sends it to the android mobile via a wireless connection such as Bluetooth. An android application for Android- based smartphones could be used, which can receive data from robots directly through Bluetooth. The application warns with an indication whenever there is an occurrence of gas leakage. Fig. (1) illustrates this prototype.

Fig. 1: Robot-based gas leakage detector



b) **GSM-based gas leakage detector:** an LPG gas sensor is used for sensing the leakage and produce the result in Short Message Service (SMS) with help of Arduino Uno to alert humans. The sensor has excellent sensitivity combined with a quickrequit time and also sense iso-butane, propane, Fig.

Fig. 2: Robot-based gas leakage detector.

c) **IoT-based gas leakage detector:** in this type of gasleak detection, ESP2866 nodeMCU is usually used as a microcontroller and a wifi module. This system records the value of the LPG leak level on an IoT platform – which could be a cloud platform of application platform- and the awareness message is sent to the smartphone through the wifi on an IoT application such as Blynk IoT application. Fig. (3) illustrates this prototype.

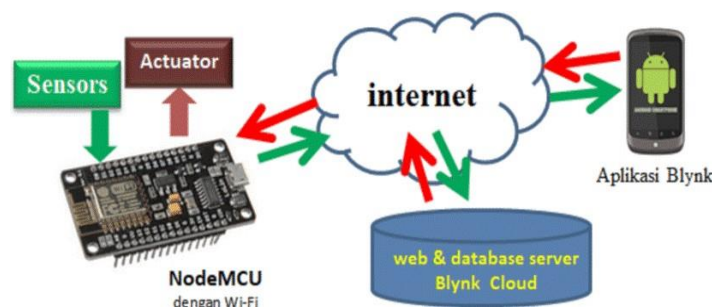


Fig. 3: IoT-based gas leakage detector.

METHODOLOGY : When a gas leak occurs, which is detected by a gassensor MQ-2, it will send data to the controller (ESP8266) via the controller analog port (A0) as illustrated in Fig. (4). Then the controller (ESP8266) will send a warning text message alerting the occurrence of a gas leak via (Wi-Fi) technology in conjunction with Blynk Application which works on Android and IOS operating systems, the proposed system used IOS Blynk App. At the same time, the buzzer will be on for an alarming, by connecting it to the microcontroller digital port (D5), and the fan will be working to change the air of the place and get rid of

leaking gas. A transistor works in the form of a switch that turning on and off low loads, when the circuit is closed -while the red LED is on- the relay is turning on and off the high loads, where the high load performs the fan. The flowchart of the proposed system is shown in Fig. (5).

WORKING PRINCIPLES

Following subsections describe the working principles of the proposed system's parts.

a) Blynk Platform

The Internet of Things (IoT) connects devices and tools to the internet network to be controlled remotely through websites and smartphone applications, as well as to control tools and instruments by means of codes and algorithms structures for artificial intelligence issues. IoT is used for smart home controlling to operate lamps or other home-use devices, it can also be used as a security system or as an industrial-use system. For example, to open or close the main building gate, to operate a fully automatic industrial machine, or even to control internet and communication ports. More ideas can be done using IoT technology. Huge industrial facilities or governmental institutions have many lamps. Employees sometimes forget to turn them off at the end of the day. Energy could be saved by letting the security control lighting of the building with IoT clouds or applications.

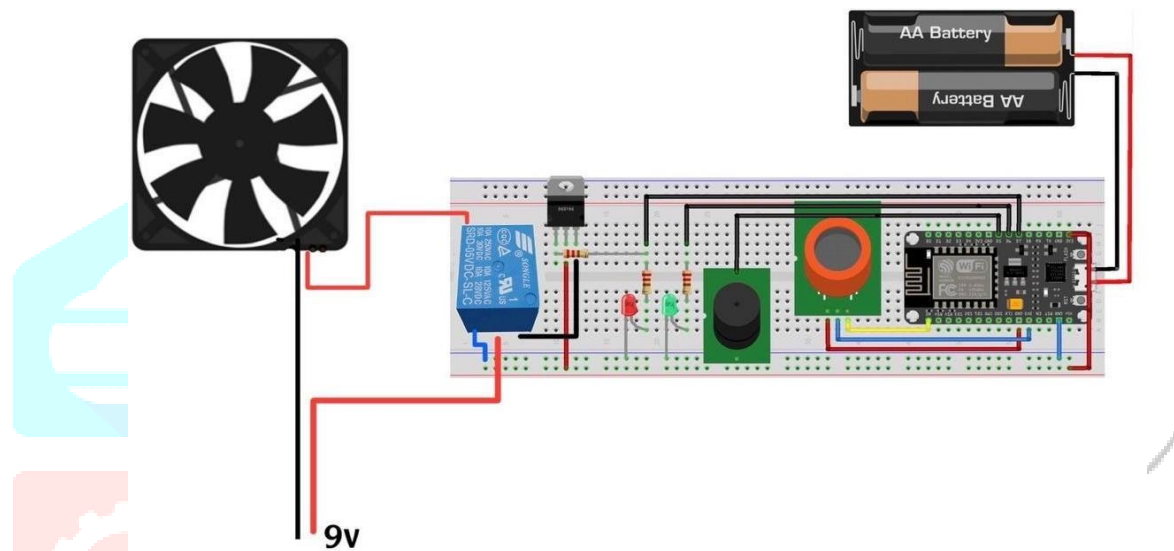


Fig. 4: Circuit Diagram of the Proposed System.

Blynk is an IoT platform that supports both IOS and Android while being compatible with a plethora of microcontrollers such as Node MCU (ESP), STM32, Arduino and Raspberry Pi over the Internet. The architecture of Blynk consists of three major components: [9]

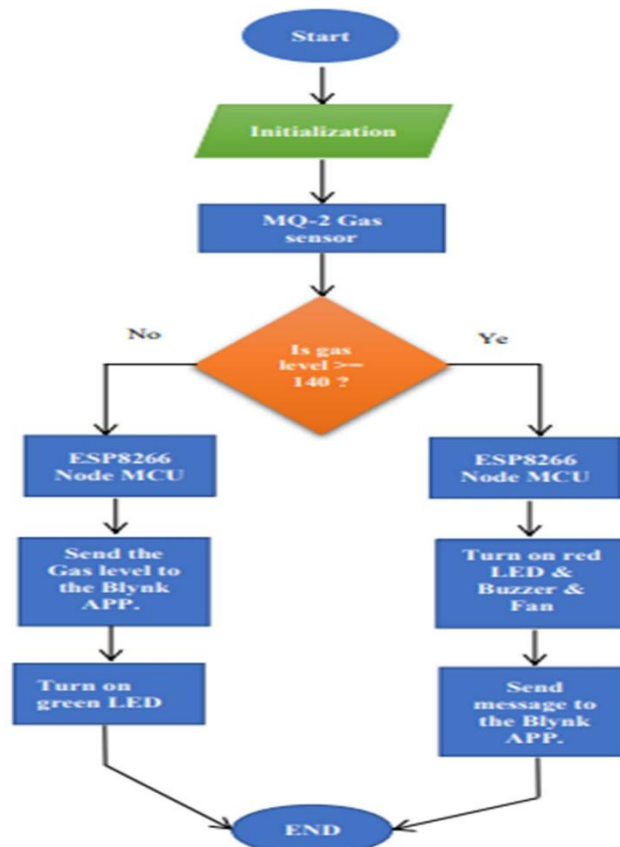


Fig 5 : The Flowchart of the Proposed System

- 1)The Blynk application, which controls an embedded system and displays sensing data on widgets
- 2)The Blynk server, which allows all cloud-based communications between smartphones and embedded systems.
- 3)The Blynk libraries, which consist of various widgets to perform different control, display, and time management operations.

b) Proposed System Operations

This system contains two power sources. The first source is a power Supply T09D060-2D1, which is a transformer that converts high voltage 220v to low voltage 9v and feeds the fan. The second source is a battery rechargeable (3.3v-5v) that feeds the controller (Wi-Fi Node MCU ESP8266) as well as the rest of the circuit elements.

The controller ports must be connected to the sensor as follows:

(Vcc → 3.3v , GND → GND , A0 → A0) also (D5 → +buzzer , D6 → + green LED , D7 → +red LED)

The relay is also connected to the transistor and the fan,as shown in Fig. (6) below:

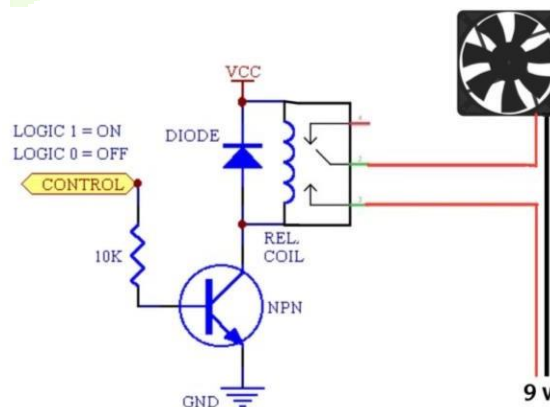


Fig. 6: Relay Connections.

REAL TIME PROTOTYPE

As mentioned in previous sections, this system is built based on the controller (ESP8266) with the gas sensor (MQ-2), as shown in the real pictures illustrated in Fig. (7). In the event of gas leakage, the sensor will send a signal to the controller, through Wi-Fi technology, the controller will send a warning text message of the presence of gas leakage using the Blynk application available on the mobile phone system. In this system, an iOS mobile phone is used. The fan and the red light will also work.




Fig. 7: Real-Time Prototype of the Proposed System.

BLYNK’S IOT PLATFORM RESULTS

When a gas leak occurs, a message warning of the presence of leaked gas will be sent to the mobile phone interface as shown in Fig. (8) below which clarifies the Blynk app. notification.

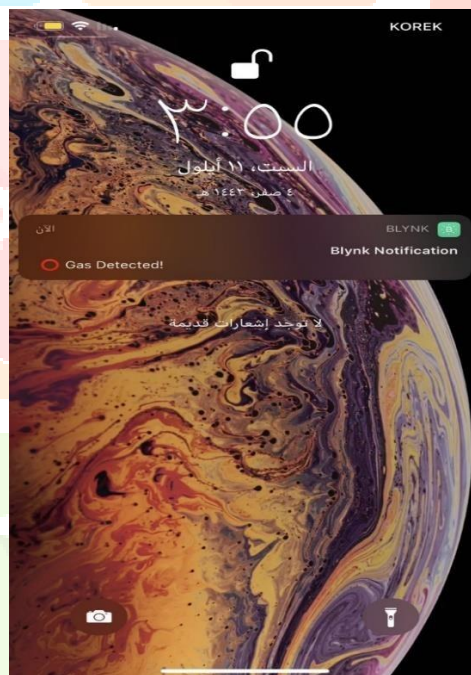


Fig. 8: Blynk app notification.

Fig. (9) illustrates a Blynk warning message of gas leakage case, the amount of gas which is the gas sensor reading can be seen. For example, the gas level was (192), which exceeded the threshold limit (140). While Fig. (10) illustrates the value of the data sensor reading (75) which does not exceed the threshold limit (140), so it represents the normal condition of the system in terms of no gas leakage.

It should be mentioned that the system status is based on the following table.

Threshold of Gas Detection.

MQ2 Sensor Reading	Status
< 140	No gas leakage
≥ 140	Gas leakage detected

IoT Thingspeak platform is used to record the readings of the MQ2 gas sensor. Fig. (11) views the readings that performs the LPG intensity in the gas leakage location.ig. (12) shows the details of ‘Field1’ from 8 fields available in the Thingspeak’s channel. The starting of the leakage is also illustrated in the figure.

From Fig. (12), starting of the gas leakage is clear in the details of the Thingspeak’s field1 where the gas sensor reading was 141 which presents the gas intensity in the atmosphere with 14.1%.

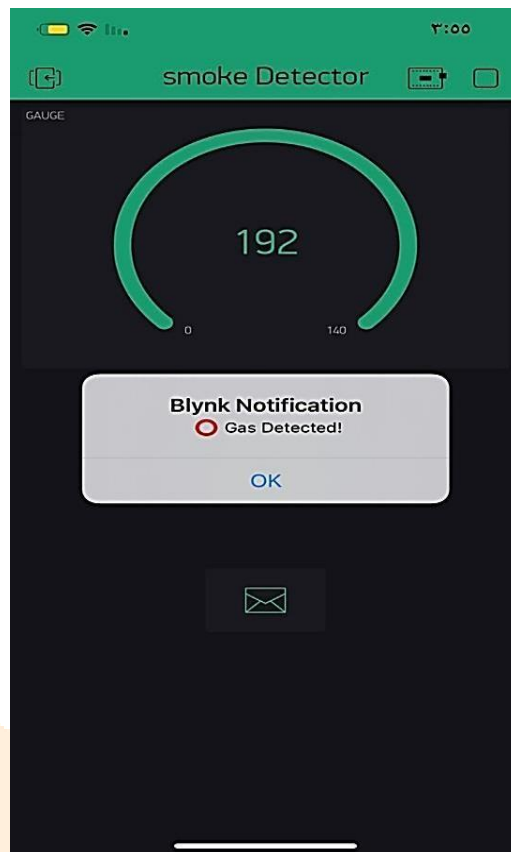


Fig. 9: Blynk app notification for gas leakage case.

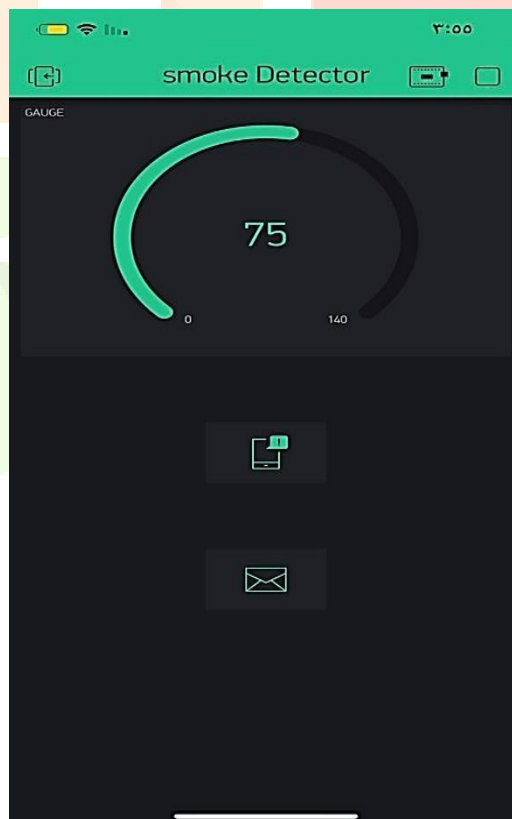


Fig. 10: Blynk app notification for no gas leakage case.

CONCLUSION:

In this research, an IoT approach for gas leakage detection system at a low concentration is described. The leakage is detected using the MQ-2 gas sensor. The sensor sends a signal to ESP2866 NodeMCU microcontroller. In the next step, microcontroller sends an active signal to other externally connected device which performs a cellphone. The efficiency of the NodeMCU is proven through sending multiple messages to the Blynk application that could be a message per second, which is faster than other IoT platforms, for example, the Thingspeak IoT platform sends message each 15 seconds which is used for recording the readings

of the gas sensor. The number of warning messages sent could be set by changing the programming of the NodeMCU. This easy control over the devices like exhaust fan makes the environment less accident-prone. Using the NodeMCU microcontroller also makes the system cheaper. Quick access and control makes the system very useful. In addition, this paper presents a gas leakage detection system using two IoT platforms; Blynk IoT application to alarm the regarding person and the Thingspeak IoT cloud for data recording and visualization.

REFERENCES:

- [1] Marchel Thimoty Tombeng, "Prototype of Gas Leak Detector System Using Microcontroller and SMS Gateway", *Cogito Smart Journal*, Vol. 3, No. 1, 2017.
- [2] T. Alex Stanley Raja, R. Senthil Kumar, A. Nandhakumar, and K. V. Santhosh Kumar, "LPG Leakage Detection and Autorefilling Using Arduino", *International Journal of Engineering and Advanced Technology*, Vol. 8, Issue 2S, 2018.
- [3] Vasudev Yadav, Akhilesh Shukla, Sofiya Bandra, Vipin Kumar, Ubais Ansari, and Suraj Khanna, "A Review on Microcontroller based LPG Gas Leakage Detector", *Journal of VLSI Design and Signal Processing*, Vol. 2, Issue 3, 2016.
- [4] Noor Kareem Jumaa, "Survey: Internet of Thing Using FPGA", *Iraqi Journal for Electrical and Electronic Engineering*, Vol. 13, Issue 1, 2017.
- [5] Mobasshir Mahbub, "Toxic and hazardous gas detection, measurement and monitoring system for safety assurance in home and industrial application of wireless sensor node", *Engineering and Technology Research*, Vol. 1, No. 3, 2019.
- [6] Guru rama gayathri and Yoga ananth, "IoT BASED GAS MONITORING SYSTEM USING ARDUINO", *International Research Journal of Engineering and Technology*, Vol. 7, Issue 4, 2020.
- [7] Prof. Parag Naik, Pranay Dhopte, Rajat Wanode, Roheet Kantode, and Saurabh Nagre, "Gas Sensor Using Arduino UNO & MQ2 Sensor", *International Journal of Advanced Research in Computer and Communication Engineering*, Vol. 7, Issue 3, 2018.
- [8] Syeda Bushra Shahewaz and Ch. Rajendra Prasad, "Gas leakage detection and alerting system using Arduino Uno", *Global Journal of Engineering and Technology Advances*, Vol. 05, No. 03, 2020.
- [9] <http://www.blynk.cc/>

