



INTERNATIONAL JOURNAL OF CREATIVE RESEARCH THOUGHTS (IJCRT)

An International Open Access, Peer-reviewed, Refereed Journal

STOCK MARKET ANALYSIS AND PREDICTION USING DATA MINING

¹Ms.H.Malini ²A.Akash³T.Naveen ⁴A.Ranjith ⁵A.Vijay

¹Assistant professor, School of Computing, Department of Computer Science and Engineering, Bharath Institute of Higher Education And Research, Chennai, India- 600073 .

^{2,3,4,5} Student , , School of Computing, Department of Computer Science and Engineering, Bharath Institute of Higher Education And Research, Chennai, India- 600073.

ABSTRACT-Time series forecasting is broadly used to decide destiny fees, and time collection is used for financial evaluation and in particular for directing traders' choices and transactions. This paper proposes a prudent time collection forecasting method the usage of a rolling window optimization to forecast the charges of mining gadget. The machine has a graphical person interface and runs as a standalone utility. The proposed model is a promising approach for predicting exceptionally non-linear time series whose patterns are tough to capture with traditional models. In this article, system getting to know techniques which include ARIMA, Linear Regression and Random Forest Classifier can be used to are expecting stock charges.

Keywords: trade, forecasting Regression, Random Forest Support Vector Machine.

INTRODUCTION:

Forecasting traits and fluctuations in freight prices is taken into consideration one of the maximum timely forecasting programs. Although there are numerous studies on the trouble of predicting rate trends, most of them have given accurate results in forex markets. However, it's far hard to expect freight charges because of the uncertainty of the market. The kinds of analysis are: fundamental evaluation and technical analysis. It is a fundamental analysis of the behavior of society, economic system and politics. Technical capabilities include very last bid, maximum bid, small commission and extra. The remaining n days are to be taken into consideration. With the help of technical analysis we are expecting the trend of change within the stock or inventory ratio. Fundamental evaluation is hard to degree and hard to implement in a laptop language. Technical Score now not estimates the intrinsic fee of a stock, but instead makes use of technical charts to are expecting inventory trends.

In initial marketplace forecasting, classical studies techniques are used. But the fashion of improvement is the time of improvement. Not so lovely. Therefore, nonlinear system mastering methods, which includes ARIMA, random wooded area, and linear regression, are widely used. In this task, we are able to use every method to expect developments in asset expenses and degree the accuracy of the 2 techniques.

OBJECTIVE:

The principal motive of the start of this mission is to peer the u. S.'s modern marketplace based totally mostly on the market pursuits of the past. Using this method, it is beneficial to predict the factors of any organisation to evaluate the economic health of the company, whether or not they're high-quality partners, or how they're appearing milestones or growing within the corporation.

LITERTATURE SURVEY

1. *Sentiment analysis, ARIMA, and LSTM Neural Networks combined to predict stock prices*

Prof. Narendra Gawai, Mital Krushna Donadkar, Riya Sudam Bote, and Shikha Virender Chandel / 2022

These fashions shape the very last predictor inside the neural network. This approach of composition is known as one type of method combined with studio art, which in most instances produces a extra accurate than precise style. Deep studying is a subject of studying systems that makes use of synthetic neural networks (ANNs) to intuitively describe functions and labels. However, know-how simplest one index does no longer serve the cause of decreasing chance and uncertainty in funding selection. Thus, the tool supplied right here predicts day after today's final price of any commodity listed on the National Stock Exchange (NSE).

2. *Stock Market Prediction Analysis*

Prof. Narendra Gawai, Mital Krushna Donadkar, Riya Sudam Bote, and Shikha Virender Chandel / 2022

The stock market plays an important position in the monetary market. Even the course of improvement in a few excellent software program. For a organisation to grow, shoppers need to be attracted by using its stock or cash price. The presented algorithms may be built the use of linear regression, SVR, and LSTM. Algorithms are selected on the premise of ways properly they perform, as shown in the literature evaluation beneath. Stock marketplace evaluation and forecasting is essential and this fashion arises from the improvement of systematic studies. Financial institutions, brokerage corporations, banks, departments and different industries use such analytical techniques to reap a rough estimate of stock.

3. Improvement of Financial Time Series Prediction using Feature Extraction in Text Mining Methods

Gouri Shivaji Salunkhe, Deepa Sunil Ranaware, Bhakti Dattatraya Wamane, and Assistant Professor Anjali Sanjivanrao More / 2019

The maximum essential records in many currency forecasts is the records that determines the underlying assumption. However, it could be difficult to digest the abundance of memories and positioned things into angle. It is essential to use the brand new argument of distinction coefficients as an alternative to vector systems (SVM) for trend prediction. Existing studies exclude subjective information and use more useful quantitative measures, which include the length of narrative indents and their traits. For instance, the characteristic is used to time the message (inventory referred to as as the keyword used), and "put up-message" is obvious.

4 Sentiment Analysis of Twitter Data to Forecast Changes in the Stock Market

Babita Majhi, Venkata Sasank Pagolu, Kamal Nayan Reddy Challa, and Ganapati Panda

The principal supply of facts for plenty forecasts is the Forename which facilitates in essential analysis. However, it could be more hard to digest the plethora of reports and digital records to file in the marketplace. They introduce a brand new topic of alternating coefficients in feature vector devices (SVM) for trend prediction. Existing research exclude subjective facts and use quite simple quantitative fashions to measure the period of the descriptive comments and their constant signs. For example, stock (the call of the web as a key-word) and "information placement", that is, when the information is released, are clean.

5. Stock Market Prediction Using Ann

Mruga Gurjar, Prof. Tejaswita Vaidya, Gururaj Mujumdar, and Parth Naik4 / 2018

It is a inventory change wherein the stocks of publicly traded companies are indexed. The inventory marketplace permits stockbrokers to alternate the organization and percent of different securities. The biggest stock exchanges in India are the Bombay Stock Exchange and the National Stock Exchange. Neural networks are used for prediction because they can provide nonlinear mapping between inputs and outputs. ANNAE has the capability to perform conventional inferences among linear regression. Today's inventory marketplace has been attracting numerous attention recently and possibly consumers can get higher leisure if they are able to are expecting the marketplace fashion.

EXISTING SYSTEM:

Time collection forecasting is a field of research designed to remedy diverse issues especially within the economic region.

□ Vector regression (SVR), a variation of SVM, is typically used to remedy nonlinear troubles by constructing an input-output mapping characteristic. Least squares support vector regression (LSSVR) is a further development of SVR, and its use considerably reduces computational complexity and improves efficiency as compared to standard SVR. The Firefly Algorithm (FA), a metaheuristic method stimulated by using nature, has these days carried out properly in solving various optimization problems.

Disadvantages of Existing System

Modern gadgets have hooked up themselves in the stock marketplace of Taiwan, however this is not always true in other markets round the arena.

Device entries do not allow direct import from distributions.

Current devices cann't be used to estimate multivariate time series.

Finally, the tool now not has any person interface and is sent as a web utility for the personal use of clients.

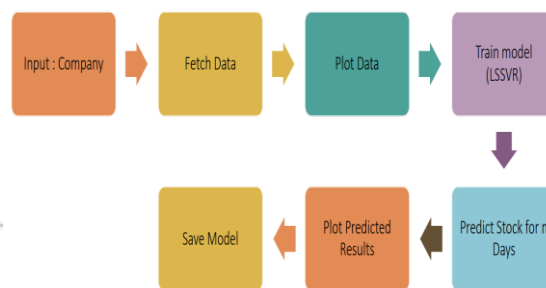
PROPOSED SYSTEM:

In our work, we use a popular utility of an present version to break up unique stocks into comparable emerging and mature markets. The machine can be extended to analyze statistics from numerous collections and import one piece of uncooked data immediately, thereby growing productiveness even when assessing the product marketplace shape. A institution of specialists. We use equipment for studying strategies like ARIMA, linear regression and random forests.

Advantages Of Proposed System

- Here we provide perfect accuracy.
- Efficient compared to the output gadget.
- Easy to apply.

SYSTEM ARCHITECTURE:



MODULES AND DESCRIPTION

Data Collection:

Gathering data is actually the first step toward developing a master version of the device. This is important: our version will perform better the better the model and the more information we obtain. Numerous techniques exist for statistics series, such as guide intervention, text scraping, and many more. The kdd hyperlink is where the dataset used in this intrusion detection device dataset was obtained.:

<http://kdd.Ics.Uci.Edu/databases/kddcup99/kddcup99.Html>.

Data Preparation:

We'll switch up the information. eliminated a few columns and eliminated any missing information. Let's start by compiling a list of column names that we wish to keep or store. After that, we discard or remove every column save the ones we absolutely must keep. Lastly, we eliminate from the dataset any rows that have missing values. You separate it into instruction and assessment.

Model Selection:

One method that's especially useful for reducing a records set's dimensionality is principal aspect analysis. The most environmentally friendly and accurate method for reducing the dimensionality of data while still achieving the desired results is principal element analysis. With this method, a facts set's properties are condensed into a desired number of characteristics, sometimes referred to as principals.

This approach uses all of the input data to create a dataset with an enormous range of attributes and an infinitely large dataset dimension. By aligning the fact points on the same axis, this method will reduce the number of records set. The primary elements are impacted and the records factors are converted to at least one axis.

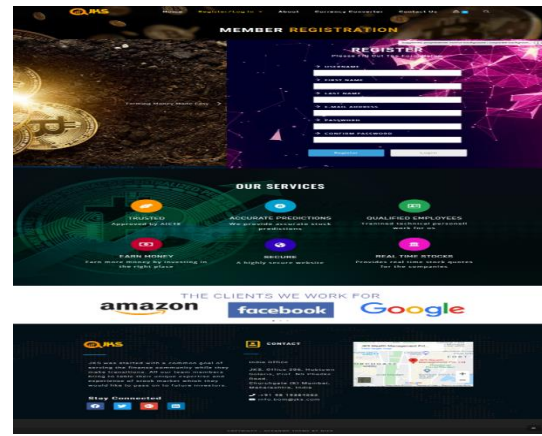
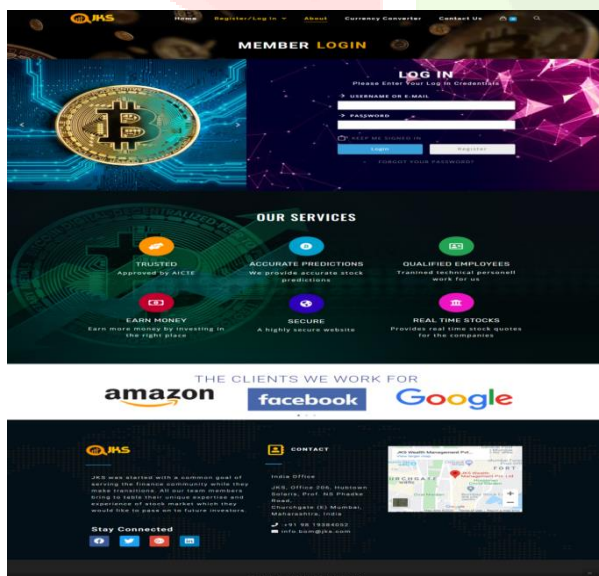
Analyze And Prediction:

What expectations do machine learning strategies have for the inventory market? Machine learning models have the ability to analyze vast amounts of historical data about an organization's inventory (decades of statistics) and utilize the version to extract important characteristics and critical competencies that determine an organization's inventory performance.

RESULT AND DISCUSSION: -

The software uses selection trees and vector machines with the help of software. Decision bushes are easier to program than neural networks, which is an advantage in education. The tree's satisfactory nodes provide information, and prediction is thwarted by information. Trees are foldable and provide a symbol of wisdom. SVM neural networks operate more quickly. Benefits of SVM training for neural networks: Theoretically, Support Vector Machine is well grounded. Global Safe Maximum. The predictive model is kept in substantially less memory by SVM. more lucid yield and geometric interpretation results.

SCREENSHOTS:



CONCLUSION

For the task, we suggested predicting the movement of stock indices using data gathered from various global financial markets in conjunction with machine learning algorithms. Large datasets collected from various international money markets are used to test the SVM set of rules. Furthermore, SVM no longer handles the headache of extraction. Many device learning-based models have been put forth to predict daily trends in the stock market. The numerical results suggest a significant effect. Our highly educated staff creates useful trading models. When compared to selected benchmarks, the model produces better results.

REFERENCES:

- [1] Z. Wang, A. Tan, F. Li, and S.-B. Ho, "Comparisons of learningbased methods for stock market prediction," in The 4th International Conference on Cloud Computing and Security (ICCCS 2018), 2018.
- [2] F. Z. Xing, E. Cambria, and R. E. Welsch, "Natural language based financial forecasting: a survey," *Artif. Intell. Rev.*, vol. 50, no. 1, pp. 49–73, 2018.
- [3] F. Z. Xing, E. Cambria, and R. E. Welsch, "Intelligent asset allocation via market sentiment views," *IEEE Comput. Intell.*, vol. 13, no. 4, pp. 1–20, 2018.
- [4] S. D. Patel, D. Quadros, V. Patil, M. Pawale, and Harsha Saxena, "Stock prediction using neural networks," *Int. J. Eng. Manag. Res.*, vol. 7, no. 2, pp. 490–493, 2017.
- [5] S. Dutta and R. Rohit, "Stock market prediction using data mining techniques with R," *Int. J. Eng. Sci. Comput.*, vol. 7, no. 3, pp. 5436–5441, 2017.
- [6] S. Barik, S. Das, and S. K. Sahoo, "A hybrid forecasting model for stock value prediction using soft computing skill," *Int. J. Comput. Sci. Eng.*, vol. 5, no. 4, pp. 40–45, 2017.
- [7] J. Patel, S. Shah, P. Thakkar, and K. Kotecha, "Predicting stock and stock price index movement using Trend Deterministic Data Preparation and machine learning techniques," *Expert Syst. Appl.*, vol. 42, no. 1, pp. 259–268, 2015.
- [8] J. Bollen, H. Mao, and X. Zeng, "Twitter mood predicts the stock market," *J. Comput. Sci.*, vol. 2, no. 1, pp. 1–8, 2011.
- [9] S. Agrawal, M. Jindal, and G. N. Pillai, "Momentum analysis based stock market prediction using adaptive Neuro-Fuzzy Inference System (ANFIS)," in The international multicongference of engineers and computer scientists, 2010, vol. I, pp. 526–531.

[10] Y. S. Bu-Mostafa and A. F. Atiya, "Introduction to financial forecasting," Appl. Intell., vol. 6, no. 3, pp. 205–213, 1996.

