



Enhancing Cash Flow Management through Effective Inventory Strategies : A Panasonic Perspective

SHREYA CHANDRASHEKAR ,

BCOM – III ,

INTERNAL GUIDE – PROFESSOR SHWETHA S ,

PES – UNIVERSITY ,

BANGALORE ,

KARNATAKA – 560079 .

CHAPTER 1 : INTRODUCTION

1.1 BACKGROUND OF THE TOPIC

Enhancing cash flow management through effective inventory strategies is a significant research area supported by reports and literature due to its direct impact on organizational financial health. Efficient inventory management ensures that companies strike the right balance between having enough products to meet customer demand and avoiding excess stock, which ties up valuable capital .

Numerous reports and studies highlight the substantial implications of poor inventory management on cash flow, including increased holding costs, potential stockouts, and diminished liquidity. The significance of this research is underscored by the potential for businesses to improve profitability and resilience by implementing effective inventory strategies .

Literature in the field consistently emphasizes the importance of optimizing inventory levels to enhance cash flow. Through systematic reviews and case studies, researchers have documented successful implementations of inventory management practices that lead to improved financial performance. Consequently, this research is significant as it not only addresses a critical aspect of business operations but also contributes practical insights that can guide organizations in adopting strategies to better manage their cash flow and overall financial well-being .

Efficient inventory control is necessary to maximize profitability and optimize cash flow. Businesses can achieve a delicate balance between maintaining adequate inventory levels and maximizing cash flow by putting strategies like inventory optimization, JIT inventory management, supplier relationship management, monitoring inventory turnover, and utilizing technology and automation into practice. Businesses can improve their financial performance, liquidity, and position themselves for long-term success in a competitive environment by concentrating on effective inventory management methods.

The movement of money into and out of a business over a predetermined time period is referred to as cash flow. When a company's cash inflows are greater than its cash outflows, it is said to have positive cash flow; the opposite is true for negative cash flow. For businesses to continue operating, invest in expansion plans, and reduce financial risks, they must have positive cash flow.

Utilizing automation technologies and technology can greatly increase the effectiveness of inventory management. Inventory tracking, forecasting, and replenishment procedures can be streamlined by inventory management software, barcode systems, and automated replenishment systems. This lowers manual errors and optimizes inventory levels. Businesses can lower carrying costs, increase cash flow management skills, and improve inventory accuracy by putting technology-driven solutions into practice .

Panasonic works in dynamic, fiercely competitive industries that are defined by quickening technology breakthroughs, shifting customer tastes, and extensive worldwide supply chains. Consumer electronics, automotive electronics, home appliances, and industrial solutions are important industries. To be competitive in these industries, one needs to possess agility, creativity ,excellence.

With a focus on both consumer and corporate industries, Panasonic offers a broad range of goods and services. Televisions, audio equipment, cameras, home appliances, car parts, batteries, and energy storage systems are among the products it offers. Furthermore, Panasonic offers business-to-business solutions for industrial automation, lighting, security systems, air conditioning, and other fields.

Efficiency of the Supply Chain, Panasonic manages intricate supply chains with several suppliers, manufacturing sites, and distribution routes. These procedures are streamlined by optimized inventory tactics,

which lower expenses, shorten lead times, and improve overall effectiveness. Client satisfaction .Product availability on time is crucial to satisfying consumer demand and preserving satisfaction.

A positive customer experience and increased loyalty are the results of efficient inventory management, which guarantees sufficient stock levels to rapidly fulfill requests. Optimization of Costs, Panasonic's profitability is impacted by inventory holding costs such as obsolescence, depreciation, and storage. Using effective inventory management techniques, like demand forecasting and just-in-time (JIT) manufacturing, can reduce these expenses while increasing operational effectiveness.

Panasonic uses a variety of techniques for inventory management and cash flow management, utilizing data analytics, technology, and strategic alliances such as: Panasonic Cash Flow Forecasting is important to facilitate proactive decision-making and resource allocation, the company uses advanced forecasting models to anticipate future cash flows. Demand-driven planning, inventory optimization, and supply chain cooperation are all used by Panasonic to maximize inventory levels and reduce carrying costs. Supplier Relationships required in order to increase supply chain visibility, reduce risks, and boost the effectiveness of inventory management, Panasonic cultivates strong relationships with suppliers. Continuous Improvement as to respond to shifting consumer demands and market conditions, Panasonic continuously reviews and improves its inventory and cash flow management practices. The company is committed to operational excellence and continuous improvement.

A comprehensive understanding of "Enhancing Cash Flow Management through Effective Inventory Strategies: A Panasonic Perspective" is necessary for Panasonic to maintain its competitive edge, resilience, and steady growth in the fast-paced corporate world of today. Panasonic can maximize financial performance, reduce risks, and increase stakeholder value by matching its inventory and cash flow management techniques to its strategic goals and operational realities.

NEED / IMPORTANCE OF THE TOPIC

Enhancing cash flow management through effective inventory strategies is a significant research area supported by reports and literature due to its direct impact on organizational financial health. Efficient inventory management ensures that companies strike the right balance between having enough products to meet customer demand and avoiding excess stock, which ties up valuable capital .

Numerous reports and studies highlight the substantial implications of poor inventory management on cash flow, including increased holding costs, potential stock outs, and diminished liquidity. The significance of this research is underscored by the potential for businesses to improve profitability and resilience by implementing effective inventory strategies.

Literature in the field consistently emphasizes the importance of optimizing inventory levels to enhance cash flow. Through systematic reviews and case studies, researchers have documented successful implementations of inventory management practices that lead to improved financial performance.

Consequently, this research is significant as it not only addresses a critical aspect of business operations but also contributes practical insights that can guide organizations in adopting strategies to better manage their cash flow and overall financial well-being .

It examines the particular requirements and difficulties that led Panasonic to concentrate on cash flow management. It looks into variables that impact Panasonic's cash flow dynamics, like shifting demand, complex supply chains, and industry dynamics. Case studies and industry assessments offer specific instances of these difficulties.

Main importance of Effective cash flow management is paramount for Panasonic due to reasons:

i) Working Capital Requirements:

Panasonic has significant working capital requirements due to its diversified operations, which include purchasing goods, paying for production, and managing accounts receivable. By maximizing cash flow, one may guarantee that there is enough liquidity to fulfill these demands.

ii) Investment and Expansion:

Panasonic is a technology-driven business that consistently makes investments in innovation, R&D, and the development of new markets. Timely investment decisions and strategic initiatives are made possible by effective cash flow management, which promotes long-term growth, competitiveness.

iii) Risk Mitigation:

Panasonic's operations are susceptible to risks from volatile market circumstances, currency fluctuations, and geopolitical uncertainty. Preserving robust cash flow reserves to guard against unforeseen difficulties and to offer adaptability and durability in tumultuous situations

Here, the emphasis is shifted to how inventory methods might help Panasonic meet its needs and overcome its obstacles. The talk focuses on the ways that better inventory management may lower expenses, lessen risks, and boost productivity. It explores Panasonic's methods for managing inventories and examines how they affect cash flow and overall effectiveness.

Aligning Strategically with Panasonic's Goals tells us how Panasonic's strategic goals are aligned with improving cash flow management through efficient inventory techniques. It looks at how projects like demand forecasting, lean inventory methods, and supplier cooperation help Panasonic achieve its objectives of sustainability, innovation, and customer happiness. The conversation focuses on the projects' strategic justification.

This Operational Implementation examines how Panasonic uses inventory techniques to improve cash flow management, using examples from the real world. Panasonic's approach to inventory optimization is elucidated through case studies, industry standards, and best practices.

Performance Measures and Financial Consequences emphasis in switching to how improving Panasonic's cash flow management will affect the company's finances. The influence of efficient inventory methods on financial parameters like working capital, cash conversion cycle, and profitability is examined in this debate. To demonstrate these effects, it offers financial models and quantitative studies.

Planning for contingencies and managing risks : This section examines Panasonic's use of effective inventory procedures in risk management and emergency preparation. It looks at how inventory optimization can reduce risks including obsolescence of goods, demand volatility, and supply chain interruptions. Practical insights into Panasonic's risk management strategy can be gained through case studies and risk assessment methods.

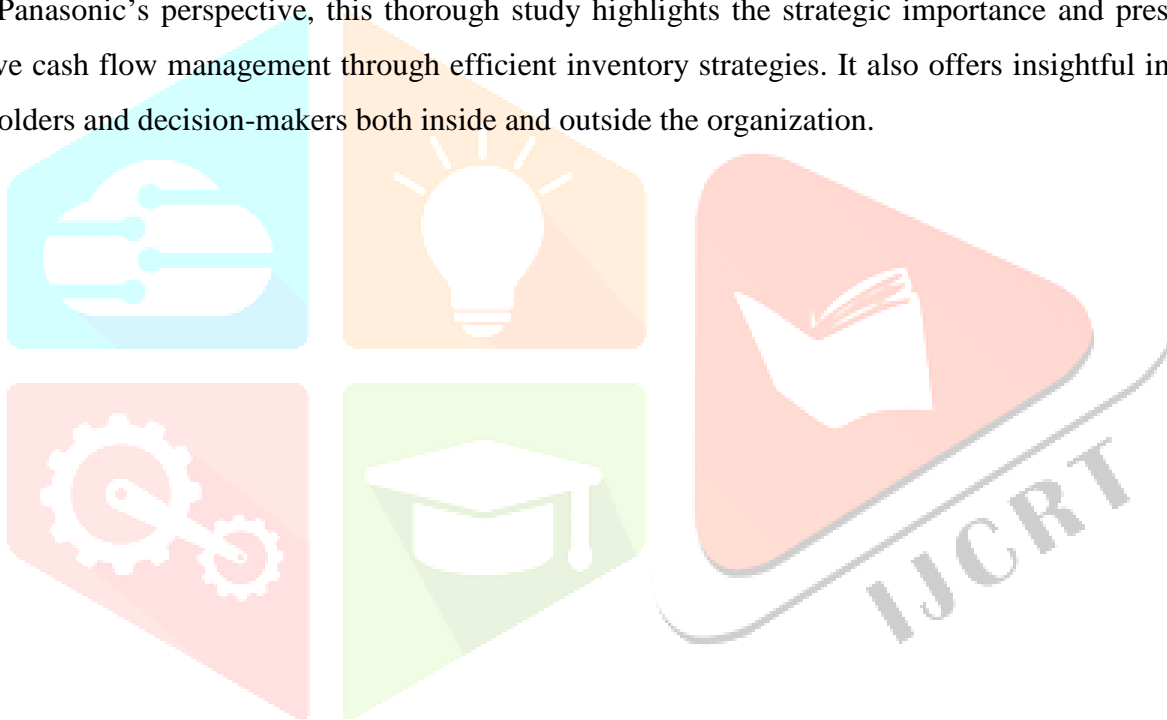
Stakeholder Engagement and Viewpoints ,the discourse encompasses the viewpoints of principal stakeholders, such as suppliers, customers, and investors, concerning Panasonic's inventory and cash flow management tactics. It looks at how communication and interaction with stakeholders make these projects

successful by encouraging cooperation and trust.

Corporate Governance and Regulatory Compliance looks at Panasonic’s inventory plans and cash flow management from a regulatory and governance perspective. It looks at how Panasonic maintains accountability and openness while making sure that all applicable laws, guidelines, and reporting requirements are met.

In addition to providing suggestions for Panasonic and other businesses looking to maximize their financial performance and operational resilience, it aids in the identification of possible areas for further research and development in cash flow management and inventory strategies.

From Panasonic’s perspective, this thorough study highlights the strategic importance and pressing need to improve cash flow management through efficient inventory strategies. It also offers insightful information to stakeholders and decision-makers both inside and outside the organization.



THEORETICAL IMPLICATION OF THE TOPIC

Improving cash flow management by implementing efficient inventory strategies has important theoretical ramifications for many aspects of corporate management. Taking into account the market dynamics of Panasonic Corporation, this essay seeks to clarify these implications. It explores theoretical concepts related to cash flow optimization, strategy alignment, and inventory management while providing real-world examples from Panasonic's viewpoint.

By outlining the value of inventory control and cash flow management in modern company settings, it sets the scene. An outline of Panasonic Corporation and its significance to the the section "Theoretical Foundations of Inventory Management" examines both traditional and contemporary conceptions of inventory management. It explores just-in-time (JIT) inventory systems, the bullwhip effect, and economic order quantity (EOQ). The talk focuses on how efficient inventory management may lower expenses, cut down on stockouts, and improve overall operational effectiveness.

Concepts and Techniques for Cash Flow Management

The theories and techniques of cash flow management now come into focus. Techniques for cash flow forecasting, working capital management, and the cash conversion cycle (CCC) are all covered. It clarifies how maximizing cash flow can support sound financial standing and ease the process of making strategic choices.

Panasonic : The Operational Context and Industry Dynamics

An analysis of Panasonic's operational environment and industry landscape sheds light on the opportunities and difficulties the business faces. In order to prepare the basis for further examination, this section looks into Panasonic's inventory management procedures, cash flow dynamics, and supply chain structure.

Interplay between Cash Flow and Inventory Management explores the complex interrelationship between cash flow and inventory management. It addresses how the dynamics of cash flow are affected by inventory levels, taking into account things like carrying costs, stockouts, and inventory turnover. Analysis and context are provided for theoretical models that depict this interaction inside Panasonic's operations.

The Inventory Optimization Initiatives of Panasonic , examines Panasonic's attempts to improve cash flow through efficient inventory procedures using actual examples. It assesses programs like lean inventory

management, supplier cooperation, and demand forecasting. The case study evaluates how these tactics have affected Panasonic's bottom line and competitive standing.

Strategic Alignment and Its Effects on Organizations

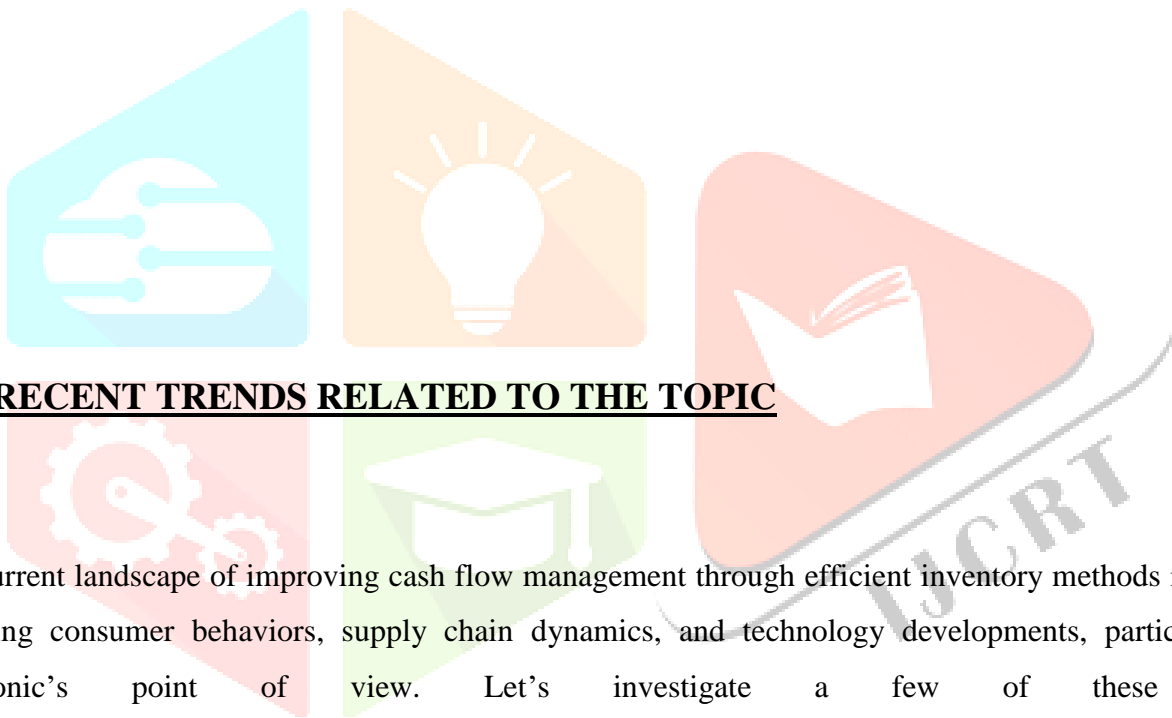
The significance of strategy alignment for cash flow optimization and inventory management is covered in this section. It investigates how strategic priorities, company culture, and leadership affect how effective inventory tactics are. To explain these dynamics, theoretical frameworks like the resource-based view (RBV) and dynamic capacities theory are used.

Future Directions and Theoretical Implications

The essay ends with a summary of the theoretical ramifications of improving cash flow management from an inventory standpoint, as explained by Panasonic. It points forth directions for more study and theoretical advancement in the areas of cash flow optimization, strategic alignment, and inventory management.

It mostly summarizes the essay's main points and emphasizes the significance of fusing theoretical ideas with real-world applications from business settings. It highlights how important inventory control and cash flow optimization are to maintaining organizational competitiveness, performance.

This thorough examination offers insightful information to policymakers, practitioners, and academics alike on the complex theoretical ramifications of improving cash flow management through efficient inventory procedures.



1.4 RECENT TRENDS RELATED TO THE TOPIC

The current landscape of improving cash flow management through efficient inventory methods is shaped by changing consumer behaviors, supply chain dynamics, and technology developments, particularly from Panasonic's point of view. Let's investigate a few of these patterns:

- i) Digital Transformation: Inventory Optimization Software: Panasonic most likely makes use of sophisticated inventory optimization software, which analyzes data and optimizes inventory levels in real-time by using artificial intelligence (AI) and algorithms.
- ii) Cash Flow Management Platforms: Panasonic can forecast, monitor, and optimize cash flows across its different operations with the help of integrated platforms, which offer comprehensive cash flow management solutions.

Predictive analytics and data analytics

Panasonic is progressively utilizing predictive analytics to make more accurate demand forecasts, which allows for more accurate inventory planning and management.

Cash Flow Predictive Modeling is done by applying predictive modeling techniques and historical data, Panasonic is able to forecast cash flow patterns, detect possible cash surpluses or shortages.

Supply Chain Hardiness

Collaboration with Suppliers: In order to improve the robustness of the supply chain, Panasonic is stepping up its cooperation with suppliers. To minimize interruptions and maximize inventory management, this involves exchanging demand projections, inventory levels, and production schedules.

Localization and Diversification: Panasonic may be looking into regional sourcing options and expanding its pool of suppliers in order to reduce lead times and improve agility in the event of global supply chain disruptions.

Sustainable practices, E-Commerce and Omni channel Strategies

Initiatives related to the Circular Economy: Panasonic may be incorporating the concepts of the Circular Economy into their inventory strategies, emphasizing material recycling, waste reduction, and product lifespan extensions. In addition to supporting environmental objectives, this also lowers costs and improves cash flow.

Energy efficiency is achieved by using energy-efficient distribution and manufacturing techniques, which can save operating costs and have a good long-term impact on cash flow, environment.

E-business and Multichannel Approach is necessary because e-commerce is becoming more and more important, Panasonic is probably improving its inventory management to enable omni-channel sales channels. To effectively satisfy customer demand, inventory must be synchronized across online and offline channels.

The use of dynamic pricing is of Panasonic can optimize revenue streams and cash flow by adjusting prices in real-time based on inventory levels and demand through the use of dynamic pricing algorithms.

Risk management and contingency planning: Supply chain risk assessment is important to detect and minimize any supply chain interruptions, such as natural catastrophes, geopolitical conflicts, or supplier bankruptcies, Panasonic may be carrying out thorough risk assessments.

Financial Risk Hedging: Panasonic's cash flow can be shielded from market volatility by putting financial risk management techniques into practice, such as hedging currency or commodity-price-risks.

Regulatory Reporting and Compliance: Automating Compliance: Panasonic can reduce administrative work and ensure accuracy by streamlining regulatory compliance processes linked to cash flow management and inventory reporting through the use of automation tools and solutions.

Sustainability Reporting: Panasonic may be improving its sustainability reporting procedures, including disclosures on inventory management techniques and their effects on cash flow and environmental performance, in response to growing stakeholder demands for transparency.

CHAPTER 2 : LITERATURE REVIEW

- 1) **David Simchi Levi (2015)** is known for his work in supply chain management, Simchi-Levi's research often includes aspects related to inventory optimization . His research title is “ **The logic of logistics** ” focuses on inventory optimization, emphasizing dynamic strategies to enhance efficiency and reduce costs. Innovative approaches like demand forecasting, risk management, and technology integration to streamline inventory processes. By addressing complexities in global supply chains, Simchi-Levi contributes valuable insights to improve overall performance and resilience in supply chain operations .
- 2) “ **Supply Chain Management** ” by **Sunil Chopra (2007)** is renowned for contributions to operations and supply chain management, Chopra may have literature exploring the intersection of inventory strategies and financial performance using ABC Analysis which is a method to categorize inventory into three classes (A, B, and C) based on their value and significance. Intersection of inventory strategies involves optimizing management approaches for each class, such as frequent monitoring and tight control for high-value A items, moderate control for B items, and minimal control for low-value C items .
- 3) “ **Lee's talk on how inventory management impacts cash flow ?** ” In the year **2002** , **Haul L Lee** has included insights into how inventory management impacts cash flow in his

research . Effective inventory management is crucial for optimizing cash flow. Maintaining an optimal balance between supply and demand reduces holding costs and minimizes the risk of overstocking or stockouts. By streamlining operations, businesses can free up capital tied in excess inventory, improving liquidity. Timely inventory turnover enhances cash flow, supporting financial stability and strategic investments for sustainable growth .

- 4) **Martin Christopher (2002)** who is an expert in logistics and supply chain management, Christopher’s work “ **New Directions In Logistics** ” may cover the financial implications of effective inventory strategies . His effective inventory management has significant financial implications. Maintaining optimal stock levels minimizes holding costs and reduces the risk of obsolete inventory. Timely restocking prevents stockouts, preserving sales and customer satisfaction. Efficient inventory practices thus positively impact cash flow, profitability, and overall financial health of a business .
- 5) **Zvi Drezner (2010)** who is known for contributions to inventory models, Drezner’s research may involve mathematical optimization and financial aspects of inventory management. His title “ **New Developments in covering inventory models** ” which involves using algorithms and models to determine the optimal levels of stock to minimize costs while ensuring sufficient supply. It considers factors like demand patterns and storage costs to enhance efficiency, reduce waste, and improve overall business performance .
- 6) **Sridhar Tayur (2003)** has written and published a research regarding “ **Tactical planning models for supply chain management .**” Tayur, an expert in operations management , involves optimizing stock levels to minimize holding costs, prevent stockouts, and enhance cash flow. By adopting efficient models, such as Economic Order Quantity (EOQ) or Just-in-Time (JIT), businesses ensure that their inventory practices directly contribute to achieving financial goals and overall operational success .

- 7) **Douglas M. Lambert** has contributed to logistics and supply chain management literature on “ **Supply chain management: more than a new name for logistics** ” in the year **1997** which explains about inventory management strategies and financial performance . Effective inventory management strategies directly impact financial performance. By implementing methods like Just-in-Time (JIT) systems, technology integration, and demand forecasting, businesses can minimize holding costs, prevent stockouts, and improve cash flow. Collaboration within the supply chain, risk management practices, and sustainable inventory approaches further contribute to optimizing financial outcomes .
- 8) **Ravi Anupind (2010)** has written about “ **Managing stock levels and optimizing inventory.** ” Anupindi’s work in operations management may cover topics related to optimizing inventory for financial outcomes. According to him optimizing inventory involves strategically managing stock levels to balance supply and demand efficiently. By minimizing excess inventory and avoiding stockouts, businesses can enhance operational efficiency, reduce holding costs, and improve cash flow. Leveraging technology, data analytics, and demand forecasting helps organizations make informed decisions, ensuring that inventory aligns closely with customer demand .
- 9) “ **Supply chain decision making** ” by **Steckel JH Gupta (2019)** is known for research on supply chain collaboration, Gupta’s works may provide insights into how collaboration impacts cash flow through inventory optimization. He also discusses on Cash flow impacts that to the direct influence on a business’s liquidity and financial health resulting from various operational, investing, and financing activities. Positive cash flow, generated when incoming cash exceeds outgoing cash, signifies financial stability, enabling businesses to meet obligations. Conversely, negative cash flow may indicate financial strain .
- 10) “ **Jan Godsell’s concerns on Leveraging supply chains and inventory strategy .”**
Jan Godsell (2021) is an expert in operations and supply chain management, Godsell’s research may cover topics related to effective inventory strategies and financial management also covers topic regarding planning, procurement, production, distribution, and logistics. SCM aims to operations, enhance collaboration among stakeholders, optimize resources to meet customer demands effectively. Key components include inventory management, demand forecasting, and supplier relationships .

- 11) **Chris Caplice (1995)** has written a research paper about “ **A review and evaluation of logistics performance measurement systems.** ” His paper explains about expertise in logistics and supply chain management, might have literature discussing the financial aspects of inventory strategies . His work may explore how businesses can optimize inventory practices to improve financial outcomes. By leveraging his expertise, Caplice’s research could provide valuable insights into aligning inventory management with financial goals, offering practical implications for organizations seeking to enhance cash flow through strategic and informed inventory decisions within the broader realm of logistics and supply chain dynamics .
- 12) **Rudolf Leuschner (2016)** has written a research paper about “ **Sustainability and corporate social responsibility in supply chains: The state of research in supply chain management and business ethics journals** ”. His paper explains about optimization techniques and strategies, Fredendall’s research provides valuable insights into how businesses can strategically align inventory practices to enhance overall financial efficiency within the broader context of operations and supply chain dynamics. His publications likely offer practical implications for organizations seeking to improve cash flow through informed and strategic inventory management decisions .
- 13) “ **An overview of recent literature on spare parts inventories** ” is written and published by **Lawrence D. Fredendall (2002)** . He is known for research in operations and supply chain management, Fredendall’s work may touch upon financial aspects of inventory strategies . Fredendall, recognized for research in operations and supply chain management, likely addresses the financial dimensions of inventory strategies. His work may offer insights into how optimizing inventory practices can impact financial performance within the broader context of operations and supply chain management .
- 14) “ **Strategic inventory 545ractices by Alex Mills (1987)** ” Mills, with expertise in supply chain management, might have literature on optimizing inventory for financial efficiency . His work may explore how strategic inventory practices can positively impact cash flow dynamics within the

broader context of supply chain operations. By delving into the intricacies of efficient inventory management, Mills' insights may contribute valuable knowledge on enhancing financial outcomes in the field .

15) **Ralph D. Stacey (1992)** . His title “ **Managing the unknowable: Strategic boundaries between order and chaos in organizations.** ” Stacey's expertise in logistics and supply chain management delves into the critical link between effective inventory management and cash flow dynamics. His insights highlight the strategic role of inventory practices in positively shaping financial outcomes within the broader realm of supply chain operations .

16) **Philip Campbell (2017)** , renowned for his book “**Never Run Out of Cash: The 10 Cash Flow Rules You Can't Afford to Ignore,**” offers invaluable insights into cash flow management. With practical advice and strategies, Campbell emphasizes the importance of understanding key principles to ensure a healthy financial position for businesses. His book serves as a comprehensive guide, empowering readers with essential tools to navigate cash flow challenges and maintain financial stability effectively .

17) **Robert Kiyosaki (2004)** , renowned for his bestseller “ **Rich Dad Poor Dad** “ and subsequent financial advice works, consistently underscores the significance of adept cash flow management in wealth accumulation. Through his teachings, Kiyosaki emphasizes the distinction between assets and liabilities, advocating for the prioritization of cash-generating assets. He elucidates how a mastery of cash flow dynamics can empower individuals to leverage their finances effectively, ultimately fostering long-term prosperity and financial independence .

18) **Donald E. Kieso, Jerry J. Weygandt, Terry D. Warfield (2016)** . They are esteemed authors of accounting textbooks like “ **Intermediate Accounting.** “ Their comprehensive works delve into various accounting principles, including cash flow management and analysis. By integrating these topics into their textbooks, they equip students and professionals with the necessary knowledge and skills to understand, interpret, and utilize cash flow information effectively within the broader context of financial reporting and analysis .

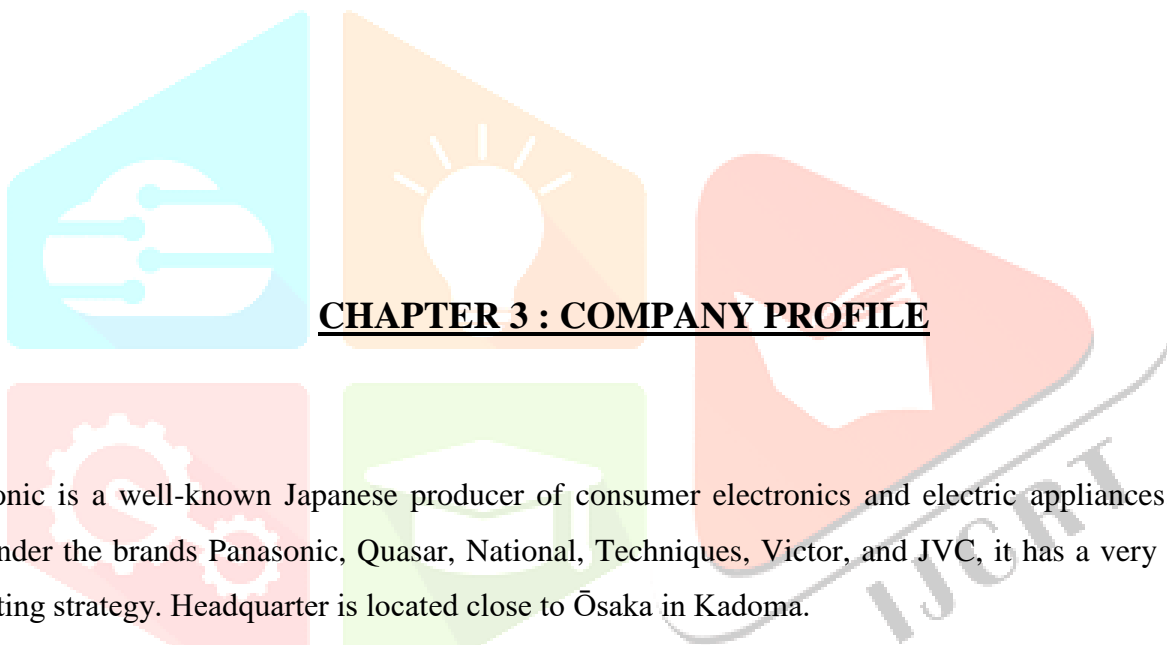
- 19) **Mary Buffett and David Clark (2008)** . In “ **Warren Buffett and the Interpretation of Financial Statements**, “ Mary Buffett and David Clark delve into the financial strategies of Warren Buffett, emphasizing the significance of comprehending cash flow. Through analysis and explanation, they illuminate how Buffett’s investment decisions are grounded in a deep understanding of cash flow dynamics. Readers gain insights into how to evaluate businesses effectively, aligning with Buffett’s renowned principles for successful investing and financial management .
- 20) **Howard M. Schilit (2010)** , renowned for “ **Financial Shenanigans: How to Detect Accounting Gimmicks & Fraud in Financial Reports**, “ emphasizes the pivotal role of cash flow statements in unveiling financial deceit. By scrutinizing these statements, readers can uncover discrepancies and irregularities that signal potential manipulation. Schilit’s work underscores the critical need for investors and analysts to grasp cash flow intricacies to safeguard against fraudulent practices and make informed financial decisions .
- 21) “ **Optimizing Cash Flow Dynamics ”** by **Richard Dobbs, Susan Lund, and Francisco Castro (2013)** . These authors affiliated with the McKinsey Global Institute, explore strategies for enhancing cash flow management at a macroeconomic scale in their publication *The \$30 Trillion Upside*. Their work delves into comprehensive approaches aimed at optimizing cash flow dynamics, potentially unlocking significant economic value. Through research-driven insights, they offer guidance for policymakers, businesses, and stakeholders to harness the potential benefits of effective cash flow management .
- 22) **Joseph D’Urso’s “ Cash in, Cash out: A Practical Guide to Effective Cash Flow Management ”** “ in the year **2009** provides invaluable insights into managing cash flow in business operations. Through a comprehensive approach, D’Urso offers practical tips and techniques, equipping readers with the knowledge to optimize cash flow dynamics. From understanding cash inflows to

mitigating cash outflows, this guide serves as a roadmap for ensuring financial stability and growth in any business endeavor .

23) **How fast can your company afford to grow ?** by **John Bell (2001)** has been a prolific source of insights on cash flow management, featuring contributions from academics and industry experts. Its articles delve into various aspects of cash flow, offering valuable strategies and analyses for businesses to optimize their financial operations. With a focus on practicality and informed perspectives, these contributions aid readers in understanding the complexities of cash flow management and implementing effective solutions to enhance financial stability and growth.

24) In 1998 **David H. Bangs Jr.,** in “ **The Cash Flow Solution: The Nonprofit Board Member’s Guide to Financial Success,** “ offers targeted insights into cash flow management tailored for nonprofit organizations. The book provides practical strategies and advice specifically aimed at board members within the nonprofit sector, emphasizing the importance of effective financial management to ensure the sustainability and success of nonprofit operations, programs, and initiatives .

25) **Greg Crabtree (2012)** has published research about “ **Simple Numbers, Straight Talk, Big Profits!: 4 Keys to Unlock Your Business Potential.** “ Greg Crabtree delivers clear and actionable guidance tailored to small businesses seeking to enhance cash flow. Through straightforward advice and a focus on essential financial metrics, Crabtree empowers entrepreneurs to navigate the complexities of cash management effectively. His approach emphasizes simplicity and practicality, making it accessible for businesses of all sizes to optimize their financial performance and achieve sustainable growth .



CHAPTER 3 : COMPANY PROFILE

Panasonic is a well-known Japanese producer of consumer electronics and electric appliances. With items sold under the brands Panasonic, Quasar, National, Techniques, Victor, and JVC, it has a very varied brand marketing strategy. Headquarter is located close to Ōsaka in Kadoma.

Matsushita Konosuke established the business in 1918 with the goal of producing and selling the plugs and sockets for electric lamps that he had created. After being incorporated in 1935, it quickly started to diversify into several different electrical product categories. It included electrical appliances like phonographs, light bulbs, radios, and irons in the 1930s. It started making tape recorders, television sets, stereo equipment, transistor radios, and major household appliances in the 1950s. Over the following ten years, it included videotape recorders, air conditioners, and microwave ovens.

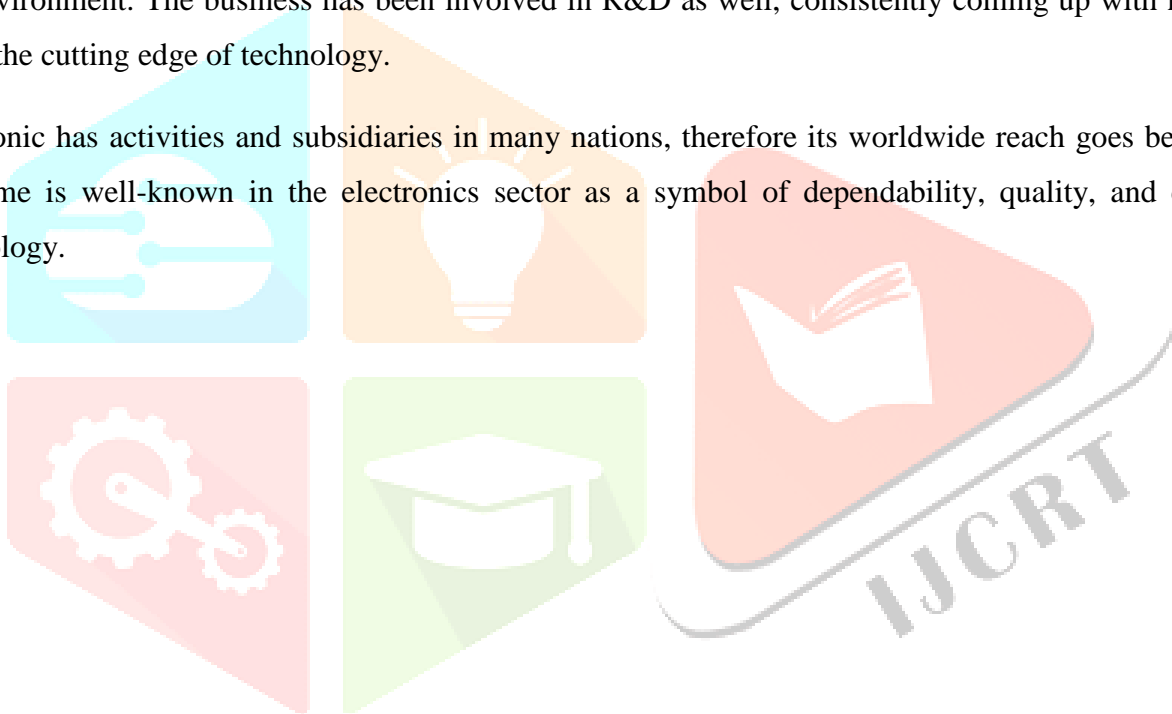
Minicomputers, phone systems, electric motors, chemical and solar batteries, and cathode-ray tubes are examples of non-consumer goods. Along with these goods, the business has also created and commercialized copy machines, office automation equipment, automatic traffic control systems, and electronic measuring and timing instruments. The corporation is well-known for making significant investments in R&D; each Panasonic manufacturing division has its own research team in addition to the company's major research centers.

The company’s overseas markets, namely in North America and Europe, account for the majority of its sales. It is present in several foreign markets with manufacturing and sales subsidiaries.

Panasonic’s product portfolio quickly grew from its initial concentration on light bulb sockets to include a variety of electrical appliances, consumer electronics, and industrial equipment. The business has gained recognition throughout the years for its cutting-edge innovations and dedication to quality.

Panasonic has placed a strong emphasis on sustainability and corporate social responsibility throughout its history, working to provide goods and services that benefit society while having the least negative effects on the environment. The business has been involved in R&D as well, consistently coming up with new ideas to be on the cutting edge of technology.

Panasonic has activities and subsidiaries in many nations, therefore its worldwide reach goes beyond Japan. Its name is well-known in the electronics sector as a symbol of dependability, quality, and cutting-edge technology.



3.1 INDUSTRY PROFILE

A division of Panasonic Corporation, Panasonic Life Solutions India Private Limited (formerly called Anchor Electricals Pvt. Ltd.) specializes in the production of electrical goods and solutions. Product categories and production facilities often connected to Panasonic Life Solutions India Private Limited :

- Switches, sockets, distribution boards, and other associated electrical accessories for use in commercial, industrial, and residential settings are all considered wiring devices.
- **Lighting Solutions:** Producing ornamental lighting options for both indoor and outdoor use, as well as LED lighting goods such tubes, fixtures, and bulbs.
- Electrical wires, cables, and conductors are produced for a variety of uses, such as power distribution, communication, and control systems.
- Manufacturers of exhaust fans, ceiling fans, and ventilation systems for use in commercial, industrial, and residential settings .

Over time, Panasonic has emerged as a prominent producer of electrical construction materials in the nation. Our goal is to continue creating world-class, eco-friendly, and energy-efficient goods to fulfill India's rapidly expanding housing needs. But in addition to creating goods of the highest caliber, we are growing our environmentally friendly production facilities in India. This initiative aims to strike a balance between manufacturing output and energy-saving and waste-material-recycling practices, and it has given Indians job opportunities and will continue to do so.

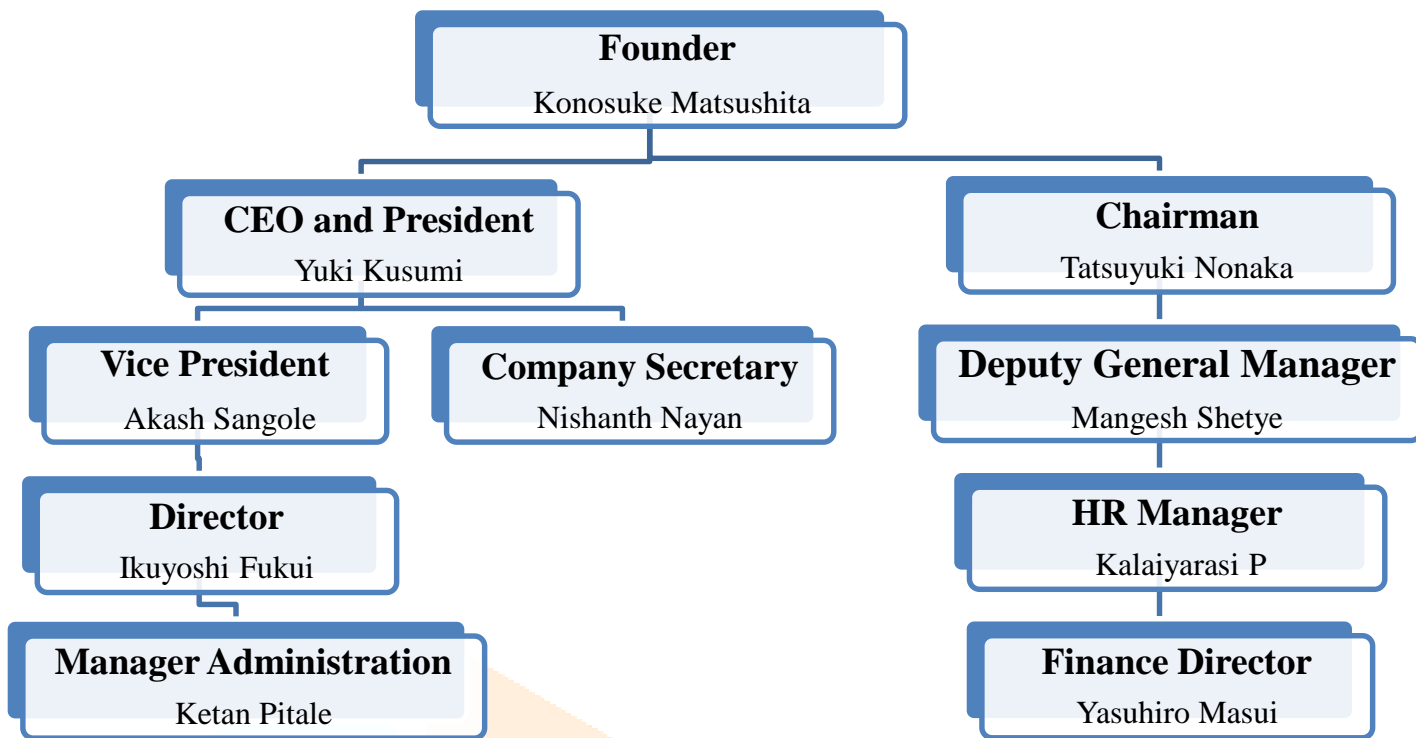
The Japanese Kaizen methodology, a business philosophy that focuses on continuous process improvement through teamwork, self-discipline, improved morale, quality checks, and accepting suggestions for improvement, is the inspiration behind the founding principles of each of our factories. These elements all contribute to the overall quality of our workspace. Furthermore, we put a high priority on employee safety, so we make sure to supply our workers with the best safety equipment at work. This helps to increase production efficiency and helps us win top honors for outstanding performance.

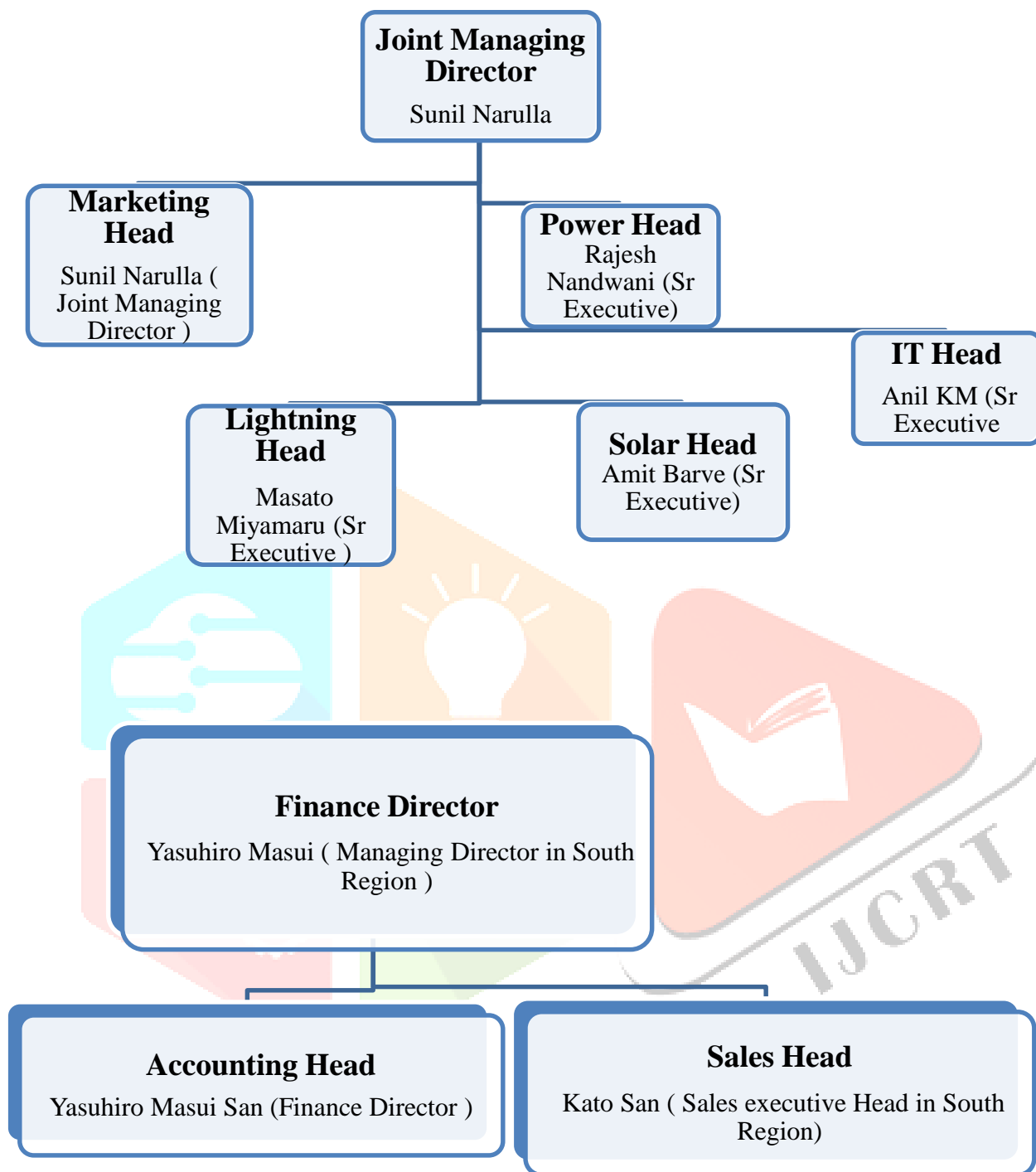
Ultimately, by employing effective resources to double our output, we also aided in the empowerment of women, as 56% of manufacturing workers are female. Due to our steadfast adherence to these ideals, we have

established seven manufacturing facilities in four different parts of India, all of which provide electrical products that have been a fixture in Indian homes for more than 50 years.



3.2 ORGANIZATION STRUCTURE





CHAPTER 4 : RESEARCH DESIGN

4.1 STATEMENT OF THE PROBLEM

“In today’s rapidly evolving business landscape, characterized by technological disruptions, changing consumer preferences, and global supply chain complexities, Panasonic Corporation faces challenges in effectively managing its cash flow and optimizing inventory levels. While cash flow management is crucial for ensuring liquidity and financial stability, inventory management plays a pivotal role in balancing supply and demand, minimizing costs, and enhancing operational efficiency. However, Panasonic must navigate various obstacles, including fluctuating demand patterns, supply chain disruptions, inventory obsolescence, and competitive pressures, to achieve optimal cash flow and inventory management outcomes.

Therefore, the central problem addressed in this study is to identify and analyze the key challenges and opportunities facing Panasonic in enhancing its cash flow management through the implementation of effective inventory strategies. By examining Panasonic’s current practices, industry trends, and theoretical frameworks, this study seeks to provide actionable insights and recommendations to support Panasonic’s efforts in overcoming these challenges and improving its financial performance from a holistic perspective



4.2 NATURE OF THE STUDY

“Enhancing Cash Flow Management through Effective Inventory Strategies: A Panasonic Perspective” is a study that combines theoretical frameworks, empirical research, and useful insights from Panasonic’s operational setting in a multifaceted analysis. This research attempts to investigate how cash flow management and inventory strategies interact in the particular setting of Panasonic Corporation, taking into account the company’s standing in the market, operational challenges, and strategic goals. The following sums up the nature of the study:

Examining the Panasonic Corporation's present inventory management and cash flow situations. Examining market trends, recommended procedures, and new issues that affect inventory, cash-flow.

Panasonic has shaped its approach to cash flow management and inventory strategies by taking into account its strategic objectives, competitive positioning, and industry dynamics. Assessing how well-aligned the overall business objectives, inventory optimization activities, cash-flow.

Utilizing expert opinions, questionnaires, and qualitative data to obtain a comprehensive grasp of Panasonic's viewpoint on inventory management and cash flow management. obtaining the opinions of all relevant parties, such as internal decision-makers, vendors, clients, and industry specialists.

Providing Panasonic with practical suggestions on how to improve its cash flow management procedures by implementing more sensible inventory methods. Recognizing the strategic, intellectual, and practical ramifications for Panasonic as well as the larger corporate community.

Highlighting prospective directions for additional study, invention, growth in the areas of inventory optimization and cash flow management, guided by knowledge from Panasonic's point.

In order to advance knowledge and inform strategic decision-making in cash flow management and inventory optimization, the study "Enhancing Cash Flow Management through Effective Inventory Strategies: A Panasonic Perspective" entails a thorough examination of theoretical concepts, empirical evidence, and practical considerations within the particular context of Panasonic's operations.

4.3 NEED OF THE STUDY

Enhancing cash flow management through effective inventory strategies is a significant research area supported by reports and literature due to its direct impact on organizational financial health. Efficient inventory management ensures that companies strike the right balance between having enough products to meet customer demand and avoiding excess stock, which ties up valuable capital .

Numerous reports and studies highlight the substantial implications of poor inventory management on cash flow, including increased holding costs, potential stockouts, and diminished liquidity. The significance of this research is underscored by the potential for businesses to improve profitability and resilience by implementing effective inventory strategies .

Literature in the field consistently emphasizes the importance of optimizing inventory levels to enhance cash flow. Through systematic reviews and case studies, researchers have documented successful implementations of inventory management practices that lead to improved financial performance. Consequently, this research is significant as it not only addresses a critical aspect of business operations but also contributes practical insights that can guide organizations in adopting strategies to better manage their cash flow and overall financial well-being .

4.4 SCOPE OF THE STUDY

- A wide range of tactics and actions are included in the scope of cash flow management with the goal of efficiently controlling the flow of money into and out of a company. To maintain sufficient liquidity, satisfy financial obligations, and sustain business operations .
- Monitoring cash flows entails keeping a frequent eye on and recording the inflows and outflows of cash .
- Accounts Receivable management is required to reduce bad debts, credit procedures must be put in place, clients must be promptly invoiced, and late payments must be pursued .
- Accounts Payable Management is also important for early payment discounts, streamlining payment schedules, and negotiating advantageous payment terms with suppliers are all part of managing accounts payable .
- An efficient inventory strategy covers a range of inventory management activities with the goal of maximizing the ratio of expenses, customer service, and inventory levels .

4.5 HYPOTHESIS

Hypothesis 1: Hypothesis on the relationship between efficient accounts receivable management and cash flow performance.

- Null Hypothesis (H0) – There is no significant relationship between the efficiency of accounts receivable management and cash flow performance
- Alternative Hypothesis (H1) – There is significant relationship between the efficiency of accounts receivable management and cash flow performance.

Hypothesis 2 : Effective Inventory Management Increases Cash Flow.

- Null Hypothesis (H0) – There is no association between the effectiveness of inventory management strategies and cash flow performance.
- Alternative Hypothesis (H1) – There is an association between the effectiveness of inventory management strategies and cash flow performance.

Hypothesis 3: Cash Flow Forecasting Accuracy Enhances Cash Flow Management.

- Null Hypothesis (H0) – There is no significant relationship between the accuracy of cash flow forecasting and cash flow management effectiveness.
- Alternative Hypothesis (H1) – There is a significant relationship between the accuracy of cash flow forecasting and cash flow management effectiveness

4.6 OBJECTIVES OF THE STUDY

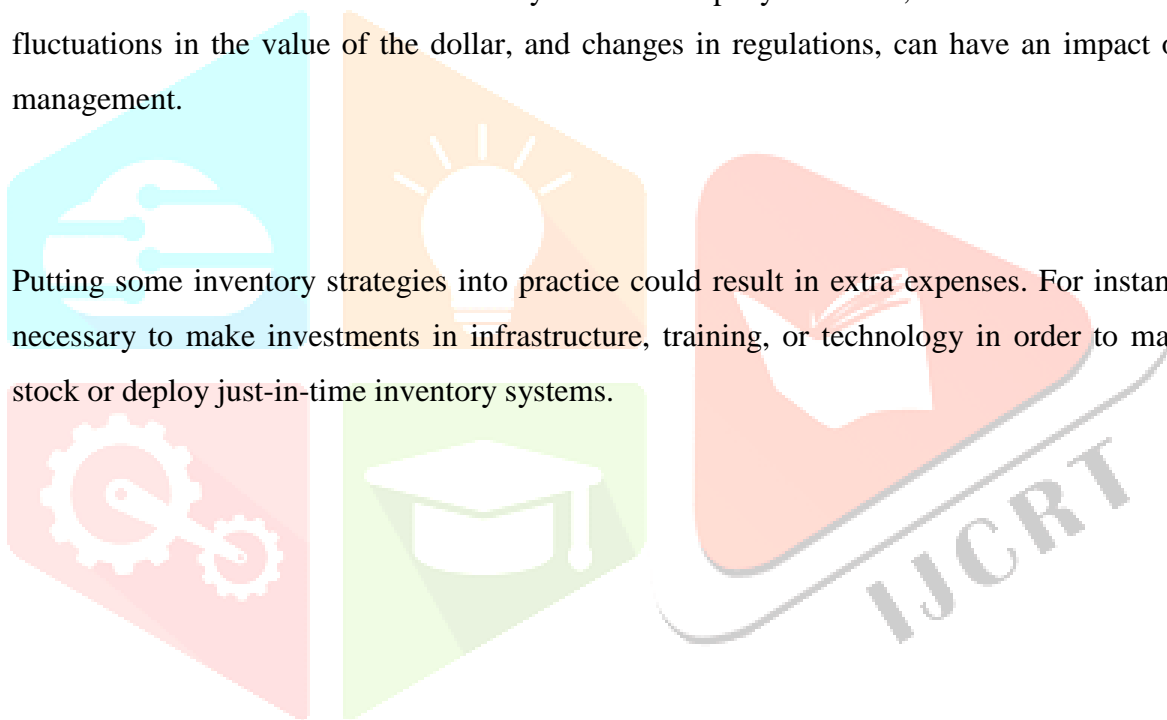
- ❑ To Analyze the relationship between inventory levels, accounts receivable, and accounts payable to identify opportunities for working capital improvement .
- ❑ To Examine the impact of inventory management practices on cash flow dynamics, including cash conversion cycle and operating cash flow .
- ❑ To Explore the role of inventory turnover, inventory days, and cash-to-cash cycle time in improving cash flow performance .
- ❑ To Assess the impact of inventory management strategies on overall business profitability, considering factors such as margin improvement, revenue growth, and cost control .



4.7 LIMITATIONS OF THE STUDY

- Short-Term Focus is required in Receivables, payables, and operating expenses are examples of short-term cash inflows and outflows that are the main focus of cash flow management.

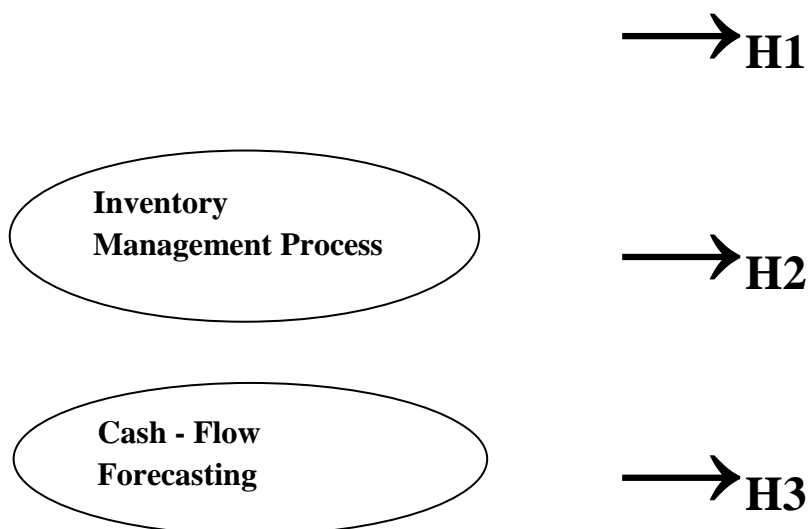
- Lack of forecast accuracy occurs when future cash inflows and outflows are assumed in cash flow predictions, which may not always be accurate. Cash flow is difficult to forecast with accuracy because of external factors including market trends, consumer behavior, and economic situations.
- There is lot of complexity in Multinational Operations like Managing cash flow across several currencies, tax jurisdictions, and regulatory environments may be difficult and complex for multinational firms.
- External Factors like outside forces beyond the company’s control, such as shifts in interest rates, fluctuations in the value of the dollar, and changes in regulations, can have an impact on cash flow management.
- Putting some inventory strategies into practice could result in extra expenses. For instance, it can be necessary to make investments in infrastructure, training, or technology in order to maintain safety stock or deploy just-in-time inventory systems.



CONCEPTUAL MODEL

INDEPENDENT VARIABLE

DEPENDENT VARIABLE




4.8 RESEARCH METHODOLOGY

Research Method

This research paper is based on both primary and secondary data .Through primary data I’ve collected the data based on my topic “ Enhancing Cash Flow Management through Effective Inventory Strategies : A Panasonic Perspective ” by raising a questionnaire method and circulating it to interested stakeholders .The statistical tool which I will be depending upon is testing hypothesis by correlation . And regarding Secondary data I’ve looked upon the Journals used for this research method which are :

- researchgate.net
- northwestern.edu
- sciencedirect.com
- archive.org
- academia.edu
- wiley.com



RESEARCH QUESTIONS

- Q1) What are the key challenges faced by Panasonic Corporation in managing cash flow and inventory effectively, and how do these challenges impact its overall financial performance?
- Q2) How does Panasonic Corporation currently approach cash flow management and inventory strategies, and what are the main factors influencing its decision-making process in this regard?
- Q3) What specific inventory management strategies does Panasonic Corporation employ to optimize cash flow, minimize costs, and enhance operational efficiency across its various business segments?
- Q4) What are the benefits and drawbacks associated with Panasonic Corporation's current inventory management practices in terms of their impact on cash flow, profitability, and customer satisfaction?
- Q5) How does Panasonic Corporation integrate technology and data analytics into its inventory management processes to improve forecasting accuracy, streamline operations, and reduce inventory holding costs?

RESEARCH GAP

- ❖ **Technology Adoption** : With the rise of financial technology (FinTech) solutions, there's a gap in research regarding the effectiveness of various cash flow management tools and platforms. Exploring how different technologies, such as cash flow forecasting software or automated invoicing systems, impact cash flow optimization could provide valuable insights.
- ❖ **Behavioral Aspects** : While cash flow management involves financial principles, human behavior also plays a significant role. Research could delve into the behavioral biases and decision-making processes that affect cash flow management practices .
- ❖ **Risk Management**: Cash flow management is closely linked to risk management, yet there's limited research on integrating risk assessment techniques into cash flow optimization strategies
- ❖ **Supply Chain Disruptions**: Delivery delays, quality problems, or geopolitical threats are examples of supply chain disruptions that can affect inventory availability and cause production and distribution to be disrupted.

- ❖ **Storage Space Restrictions:** Especially for companies that have physical inventory storage facilities, a shortage of storage space may make inventory management activities more difficult. It might be difficult to maximize storage space utilization while maintaining optimal inventory levels.

- ❖ **Inaccuracy of Forecasting :** Forecasting's inherent uncertainty stems from the fact that it is based on projections of future income, costs, and cash flow timing. Forecast errors can result in resource misallocation and poor decision-making.

4.81 POPULATION

Population refers to the entire group of individuals, items, or elements that meet specific criteria and are of interest to the researcher who wants to draw conclusions or make inferences to ensure that the collected data accurately represents the target group . A structured questionnaire , Google form was circulated in my Panasonic Company and collected responses from employees of the company targeting Accounting, Billing , Marketing , Sales, Solar , Power , Human Resource , IT .

4.82 SAMPLE DESIGN

a) **Sampling Method**

The sampling Method used in this research paper is Stratified Random Sampling which means random samples are taken from each stratum after the population is split up into subgroups or strata according to specific criteria (such age, gender, income level, etc.). This guarantees that the sample has an appropriate representation of each subgroup.

b) **Sampling Unit**

I have raised a questionnaire regarding my topic “Enhancing Cash Flow Management through Effective Inventory Strategies : A Panasonic Perspective ” to employees and interested stakeholders of Panasonic Company .

c) **Sample Size**

114 responses

4.83 METHOD OF DATA COLLECTION

Primary data

This first hand information regarding my study “ Enhancing Cash Flow Management through Effective Inventory Strategies : A Panasonic Perspective ” is collected through framing of structured questionnaire , Google form was circulated in my Panasonic Company and collected 114 responses from employees of the company targeting various departments : Accounting, Billing , Marketing , Sales, Solar , Power and Lighting , Human Resource , IT .

Secondary data

Through already existing literatures , journals , official website of Panasonic and other related websites I've collected data for this particular study “ Enhancing Cash Flow Management through Effective Inventory Strategies : A Panasonic Perspective ” .

The statistical tool which I will be depending upon in testing hypothesis by **Chi-Square Method** using **JMP Software** .

4.84 INSTRUMENT FOR DATA COLLECTION

Raised a structured questionnaire by circulation Google Form to the respective Panasonic Employees .

Statistical tools for analysis

Statistical tool used for this research paper “ Enhancing Cash Flow Management through Effective Inventory Strategies : A Panasonic Perspective ” is **Chi-Square Method using JMP Software** .



DRAFTING A QUESTIONNAIRE

Glimpse of the questions that were asked to the employees of the organization by circulating questionnaire:

1) Name

2) Age

3) Gender

i. Male

ii. Female

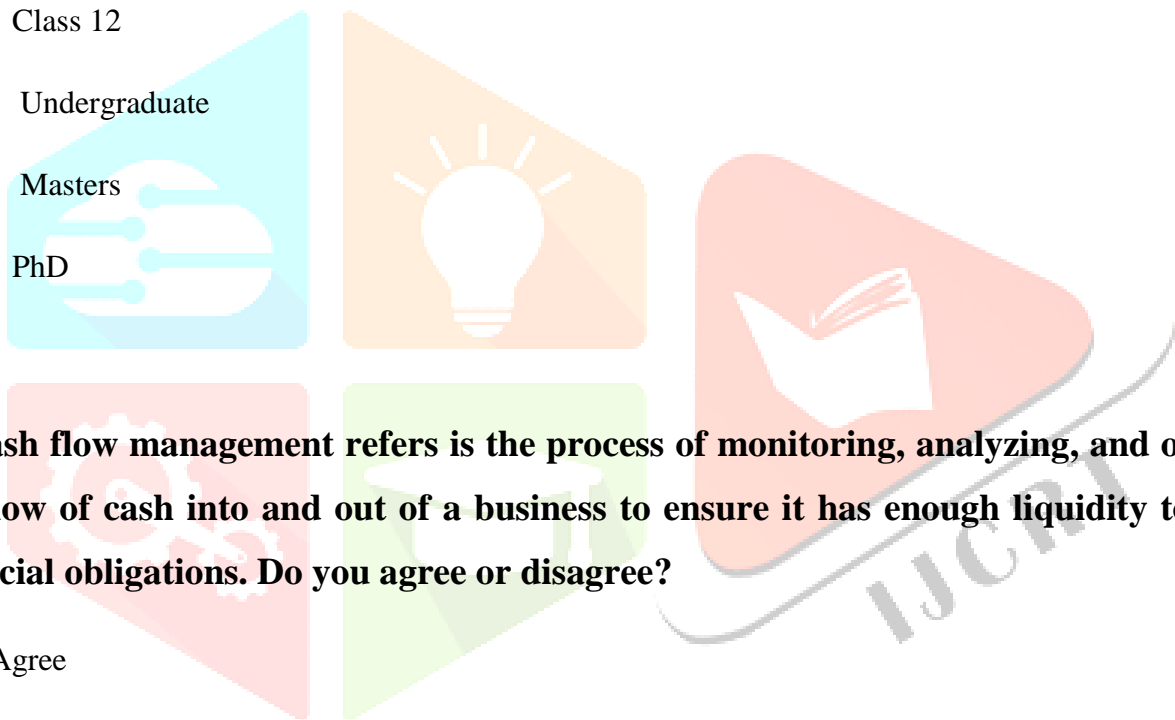
100 Qualification

i. Class 12

ii. Undergraduate

iii. Masters

iv. PhD



5) Cash flow management refers is the process of monitoring, analyzing, and optimizing the flow of cash into and out of a business to ensure it has enough liquidity to meet its financial obligations. Do you agree or disagree?

i. Agree

ii. Strongly Agree

iii. Neutral

iv. Disagree

100 Strongly Disagree

6) Do you think negotiating extended payment terms with suppliers is a good strategy for managing accounts payable?

i. Yes

ii. No

100

Maybe

7) What are the consequences of poor cash flow management ?

- i. Increased financial stability
- ii. Missed opportunities for growth
- iii. Decreased expenses

8) Why is it important to forecast cash flow ?

- i. To predict stock market trends
- ii. To anticipate future financial needs
- iii. To calculate employee salaries
- iv. To increase shareholder dividends

9) What are some common cash flow challenges businesses face ?

- i. Late customer payments
- ii. Seasonal fluctuations
- iii. Unexpected expenses
- iv. Overstocking inventory
- v. All of the above

10) Do you think LIFO method of inventory valuation assumes that the cost of goods sold is based on the cost of the most recent inventory purchased ?

- i. Yes

- ii. No
- iii. Maybe

11) Do you think that the purpose of ABC analysis in inventory management is to classify inventory items based on their importance ?

- i. Yes
- ii. No
- iii. Maybe

12) What is safety stock ?

- i. Inventory kept in case of emergencies or unexpected demand
- ii. Inventory that is stolen or lost

13) Which of the following is a key component of effective inventory management ?

- i. Overstocking
- ii. Understocking
- iii. Just-in-time inventory

14) What is the consequence of understocking inventory?

- i. Decreased stockouts
- ii. Lost sales opportunities
- iii. Decreased ordering costs

15) Diversifying revenue streams businesses reduce cash flow volatility .

- i. True
- ii. False

16) By subtracting expenses from revenue you get cash flow. State True or False.

- i. True
- ii. False

17) Managing accounts receivable and payable is a very important key component of cash flow management . Do you agree or disagree ?

- i. Agree
- ii. Neutral
- iii. Disagree

18) To optimize cash flow inventory management is important for businesses .

- i. Yes
- ii. No

100

Businesses manage accounts receivable to improve cash flow by promptly giving invoices to customers . Do you agree or disagree ?

- i. Agree
- ii. Neutral
- iii. Disagree

100

Forecasting cash flow helps businesses to anticipate and prepare for future financial needs, identify potential cash shortages, and make informed decisions about investments and expenses . Do you agree or disagree ?

- i. Agree
- ii. Neutral
- iii. Disagree

21) Cash flow forecasting enables businesses to anticipate cash shortages or surpluses, identify trends, and make informed decisions about investments, expenses, and financing options . True or False ?

- i. True
- ii. False

22) The point at which an order for replenishment is placed is the reorder point in inventory management .

- i. Yes
- ii. No

23) Real-time visibility of inventory levels is a benefit of using RFID technology in inventory management . Do you agree or disagree ?

- i. Agree
- ii. Neutral
- iii. Disagree

24) Rate your understanding on businesses improve cash flow by : Offering discounts for early payments , Reducing unnecessary expenses , Increasing sales .

Very Poor 1

2

3

4

100

Very Good

My Google Form Link

https://docs.google.com/forms/d/e/1FAIpQLSdSwcAEz0w6esLDZq8oCh6E3eTbm-pgGgfafLleasUs3psAqA/viewform?usp=sf_link



HYPOTHESIS TESTING

VARIOUS OCCURRENCE INDICATE THE LIKELIHOOD OF FRAUD

As per the questionnaire data, there are various situations that give suspicion of fraud to the auditors. The below table shows whether there is any relationship between various situations and likelihood of fraud detection. The below table shows the descriptive statistics of various occurrences.

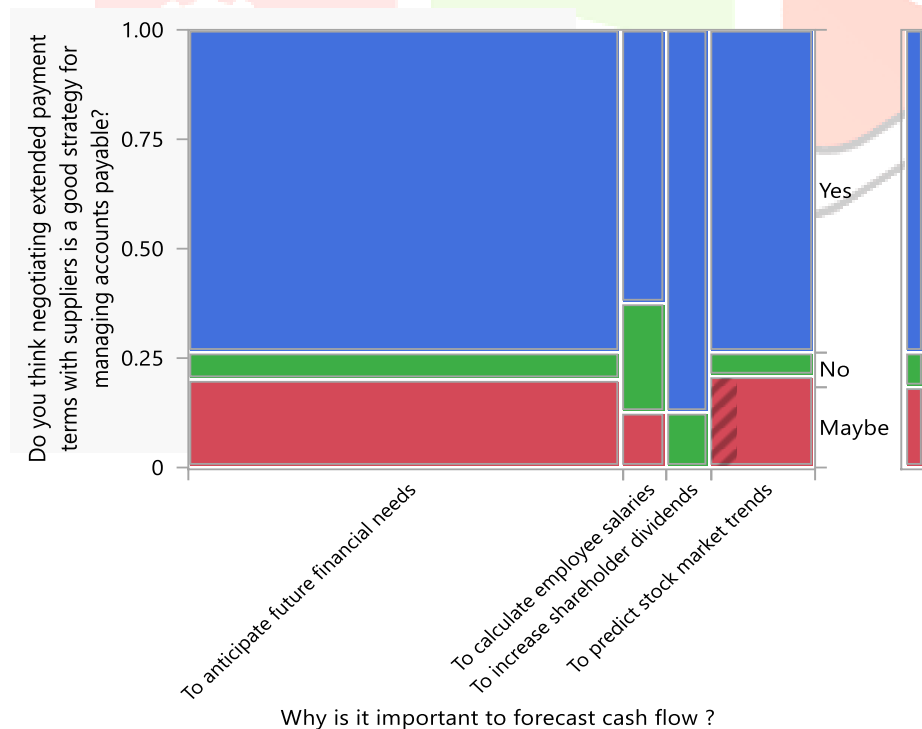
Hypothesis Testing

Hypothesis 1

H0 : There is no association between importance of forecasting cash flow and opinion on negotiating extended payment terms with suppliers for managing accounts payable .

H1 : There is association between importance of forecasting cash flow and opinion on negotiating extended payment terms with suppliers for managing accounts payable .

Mosaic Plot



Contingency Table

Why is it important to forecast cash flow ? By Do you think negotiating extended payment terms with suppliers is a good strategy for managing accounts payable?

Count Total % Col % Row %	Maybe	No	Yes	Total
To anticipate future financial needs	16 14.04 76.19 20.25	5 4.39 55.56 6.33	58 50.88 69.05 73.42	79 69.30
To calculate employee salaries	1 0.88 4.76 12.50	2 1.75 22.22 25.00	5 4.39 5.95 62.50	8 7.02
To increase shareholder dividends	0 0.00 0.00 0.00	1 0.88 11.11 12.50	7 6.14 8.33 87.50	8 7.02
To predict stock market trends	4 3.51 19.05 21.05	1 0.88 11.11 5.26	14 12.28 16.67 73.68	19 16.67
Total	21 18.42	9 7.89	84 73.68	114

Tests

N	DF	-LogLike	Rsquare (U)

Test	ChiSquare	Prob>ChiSq

INTERPRETATION

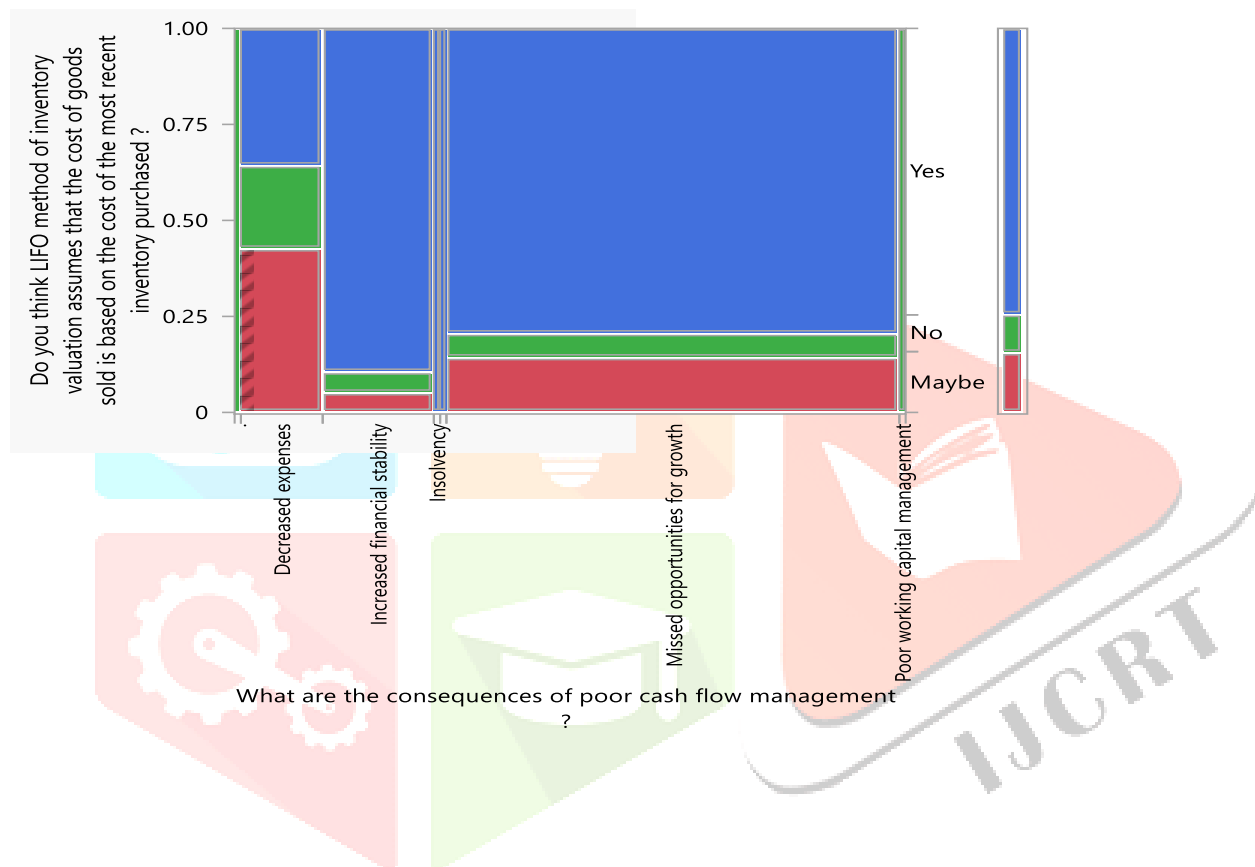
From the above analysis, we can observe that the significance is more than 0.05 (i.e., 0.4039). Therefore, we failed to reject null hypothesis . So, we can conclude that there is no significant association between importance of forecasting cash flow and opinion on negotiating extended payment terms with suppliers for managing accounts payable .

Hypothesis – 2

H0 : There is no association between consequences of poor cash flow management and their opinion on LIFO method of inventory valuation.

H1 : There is association between consequences of poor cash flow management and their opinion on LIFO method of inventory valuation.

Mosaic Plot



Contingency Table

What are the consequences of poor cash flow management ? By Do you think LIFO method of inventory valuation assumes that the cost of goods sold is based on the cost of the most recent inventory purchased ?

Count	Maybe	No	Yes	Total
Total %				
Col %				
Row %				

Increased financial stability	1	1	17	19
	0.88	0.88	14.91	16.67
	5.56	9.09	20.00	
	5.26	5.26	89.47	

Tests

N	DF	-LogLike	Rsquare (U)

Test	ChiSquare	Prob>ChiSq

INTERPRETATION

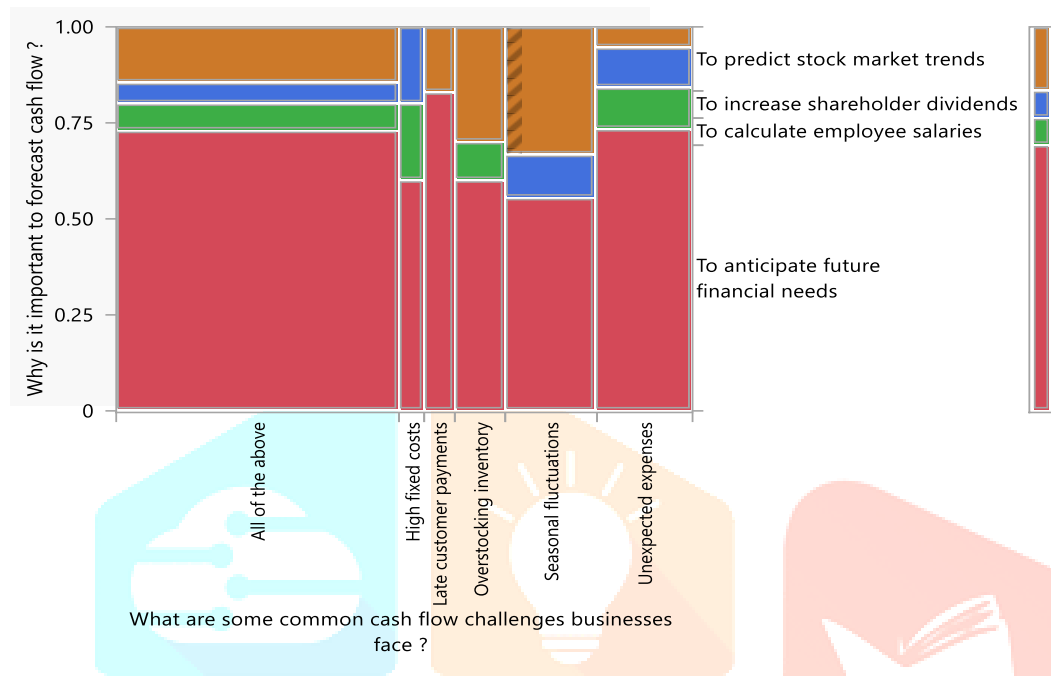
From the above analysis, we can observe that the significance is less than 0.05 (i.e., 0.0206). Therefore, the null hypothesis is rejected. So, we can conclude that there is a significant association between consequences of poor cash flow management and their opinion on LIFO method of inventory valuation.

Hypothesis – 3

H0: There is no association between important to forecast cash flow and cash flow challenges faced by business .

H1 : There is association between important to forecast cash flow and cash flow challenges faced by business .

Mosaic Plot



Contingency Table

What are some common cash flow challenges businesses face ? By Why is it important to forecast cash flow ?

Count Total % Col % Row %	To anticipate future financial needs	To calculate employee salaries	To increase shareholder dividends	To predict stock market trends	Total
All of the above	41 35.96 51.90 73.21	4 3.51 50.00 7.14	3 2.63 37.50 5.36	8 7.02 42.11 14.29	56 49.12
High fixed costs	3 2.63 3.80 60.00	1 0.88 12.50 20.00	1 0.88 12.50 20.00	0 0.00 0.00 0.00	5 4.39
Late customer payments	5 4.39 6.33 83.33	0 0.00 0.00 0.00	0 0.00 0.00 0.00	1 0.88 5.26 16.67	6 5.26
Overstocking inventory	6 5.26 7.59 60.00	1 0.88 12.50 10.00	0 0.00 0.00 0.00	3 2.63 15.79 30.00	10 8.77
Seasonal fluctuations	10 8.77	0 0.00	2 1.75	6 5.26	18 15.79

	12.66	0.00	25.00	31.58	
	55.56	0.00	11.11	33.33	
Unexpected expenses	14	2	2	1	19
	12.28	1.75	1.75	0.88	16.67
	17.72	25.00	25.00	5.26	
	73.68	10.53	10.53	5.26	
Total	79	8	8	19	114
	69.30	7.02	7.02	16.67	

Tests

N	DF	-LogLike	Rsquare (U)

Test	ChiSquare	Prob>ChiSq
Pearson	14.251	0.5066

INTERPRETATION

From the above analysis, we can observe that the significance is more than 0.05 (i.e., 0.3415). Therefore, we failed to reject null hypothesis . So, we can conclude that there is no association between importance to forecast cash flow and cash flow challenges faced by business .

4.87 DATA ANALYSIS TECHNIQUES

Statistical tool used for conducting Data Analysis in this research paper based on my topic “ Enhancing Cash Flow Management through Effective Inventory Strategies : A Panasonic Perspective ” is **Chi-Square Method using JMP Software** .

4.9 CHAPTER SCHEME

SL.No	CONTENTS
1	INTRODUCTION
1.1	Background Of The Topic
1.2	Need / Importance Of The Topic
1.3	Theoretical Implication Of The Topic
1.4	Recent Trends Related To The Topic
2	LITERATURE REVIEW
3	COMPANY PROFILE
3.1	Industry Profile
3.2	Organization Structure
4	RESEARCH DESIGN
4.1	Statement Of The Problem
4.2	Nature Of The Study
4.3	Need Of The Study
4.4	Scope Of The Study

4.5	Hypothesis
4.6	Objectives Of The Study
4.7	Limitations Of The Study
4.8	Research Methodology
4.81	Population
4.82	Sample Design <ul style="list-style-type: none"> • Sample Size • Sampling Unit • Sampling Unit
4.83	Method of Data Collection <ul style="list-style-type: none"> • Primary Data • Secondary Data
4.84	Instrument for Data Collection
4.85	Drafting A Questionnaire
4.86	Testing Of Questionnaire / Pilot Study
4.87	Hypothesis Testing
4.88	Data – Analysis Techniques
4.9	Chapter Scheme
5	DATA PROCESSING AND ANALYSIS
6	FINDINGS
7	RECOMMENDATIONS
8	Conclusion
9	References
10	Annexure

CHAPTER – 5 DATA PROCESSINGS AND ANALYSIS

1) **TITLE OF THE TABLE:** Age of my respondents

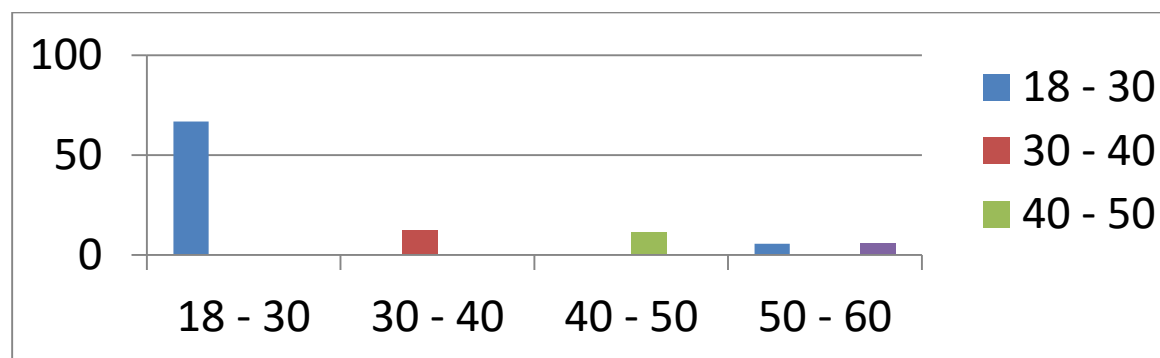
TABLE NO : 1

AGE	FREQUENCY	PERCENTAGE
18 – 30	76	66.7%
30 – 40	14	12.3%
40 – 50	13	11.4%
50 – 60	5	5.5%
Total	114	100

ANALYSIS

Out of 114 respondents ,76 respondents are aged between 18–30 years ,14 respondents are aged between 30-40 years, 13 respondents are aged between 40-50 years , 5 respondents are aged between 50-60 years .

BAR GRAPH – 1



INTERPRETATION

From the above Bar Graph we conclude that round 66.7% of the respondents are aged between 18-30 years , 12.3% respondents are aged between 30-40 years, 11.4% respondents are aged between 40-50 years , 5.5% respondents are aged between 50-60 years .

2) **TITLE OF THE TABLE:** Gender of my respondents

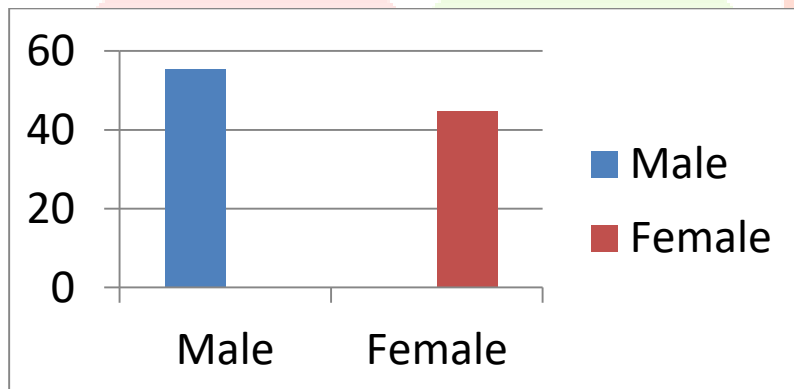
TABLE NO : 2

GENDER	FREQUENCY	PERCENTAGE
Male	51	55.3%
Female	63	44.7%
Total	114	100

ANALYSIS

From the above table we came to know that out of 114 respondents ,51 respondents are male and 63 respondents are female.

BAR GRAPH -2



INTERPRETATION

From the above Bar Graph we conclude that around 55.3% are 'Male' and 44.7% are 'Female'.

3) **TITLE OF THE TABLE:** Qualification of my respondents

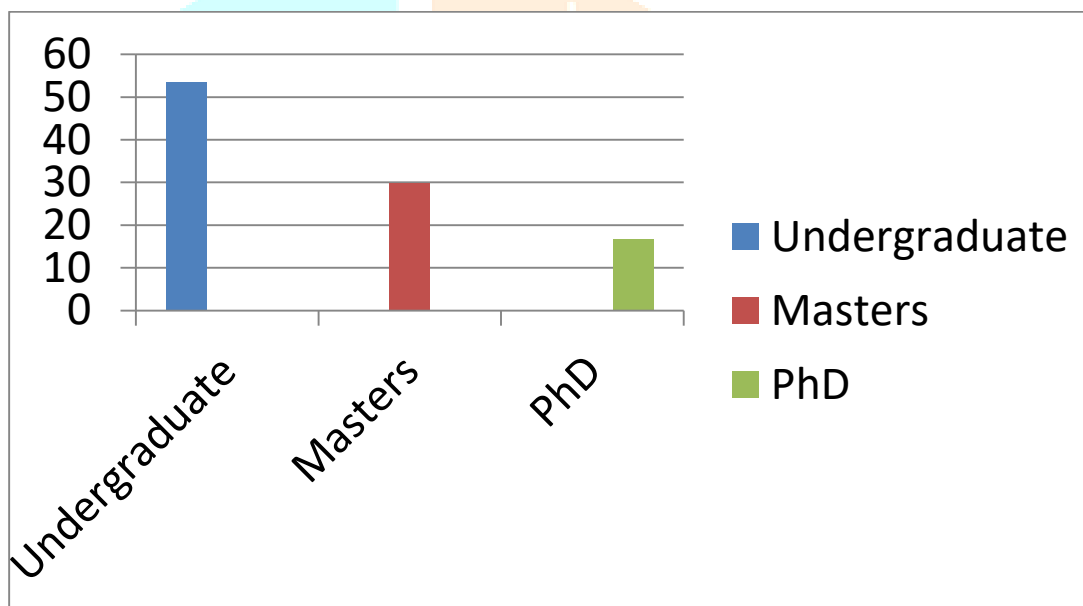
TABLE NO : 3

QUALIFICATION	FREQUENCY	PERCENTAGE
Undergraduate	61	53.5%
Masters	34	29.8%
PhD	19	16.7%
Total	114	100

ANALYSIS

From the above table we came to know that out of 114 respondents , 61 respondents have ‘Undergraduate’ qualification . 34 respondents have qualification in ‘Masters’ , 19 respondents have their ‘PhD’ .

BAR GRAPH – 3



INTERPRETATION

From the above Bar Graph we conclude that around 53.5% have ‘Undergraduate’ qualification . 29.8% of respondents have qualification in ‘Masters’ , 16.7% respondents have their ‘PhD’ .

- 4) **TITLE OF THE TABLE:** Cash flow management refers is the process of monitoring, analyzing, and optimizing the flow of cash into and out of a business to ensure it has enough liquidity to meet its financial obligations. Do you agree or disagree ?

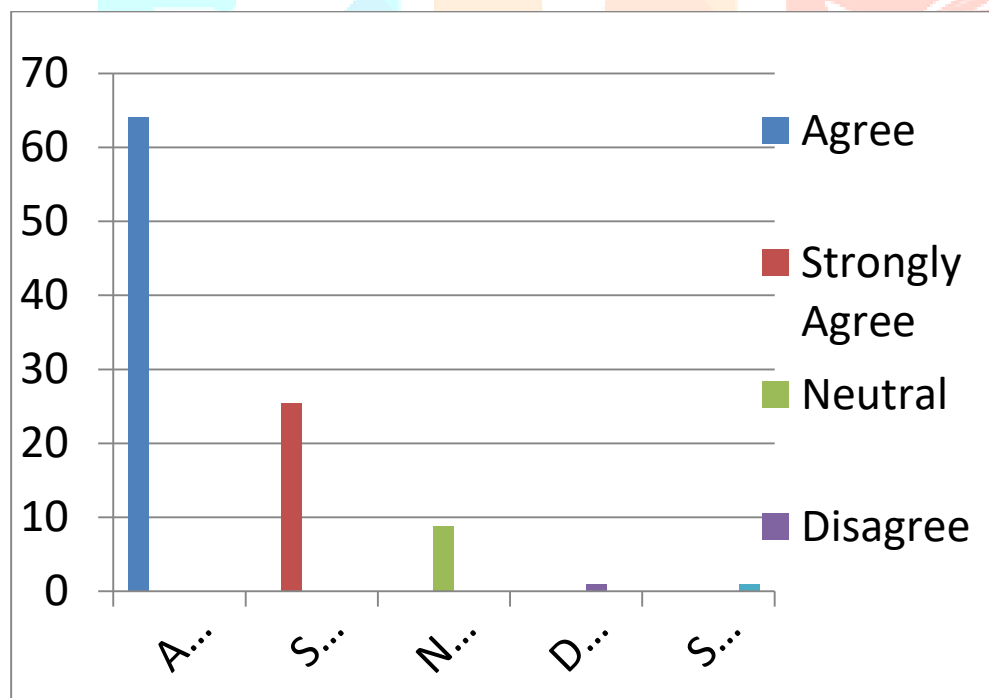
TABLE NO : 4

Optimizing Cash Flow	FREQUENCY	PERCENTAGE
Agree	73	64%
Strongly Agree	29	25.4%
Neutral	10	8.8%
Disagree	1	0.9%
Strongly Disagree	1	0.9%
Total	114	100

ANALYSIS

From the above table we came to know that out of 114 respondents , 73 respondents have chosen ‘Agree’ , 29 respondents have chosen ‘Strongly Agree’ , 10 respondents have chosen ‘Neutral’ , and 1 respondent have ‘Disagreed’ and other respondent have ‘Strongly Disagreed’.

BAR GRAPH – 4



INTERPRETATION

From the above Bar Graph we conclude that around 64% have chosen ‘Agree’ , 25.4% of respondents have chosen ‘Strongly Agree’ , 8.8% of respondents have chosen ‘Neutral’ , and 0.9% of respondents have ‘Disagreed’ and other 0.9% respondents have ‘Strongly Disagreed’

5) **TITLE OF THE TABLE:** Rate your understanding on businesses improve cash flow by :
Offering discounts for early payments , Reducing unnecessary expenses , Increasing sales .

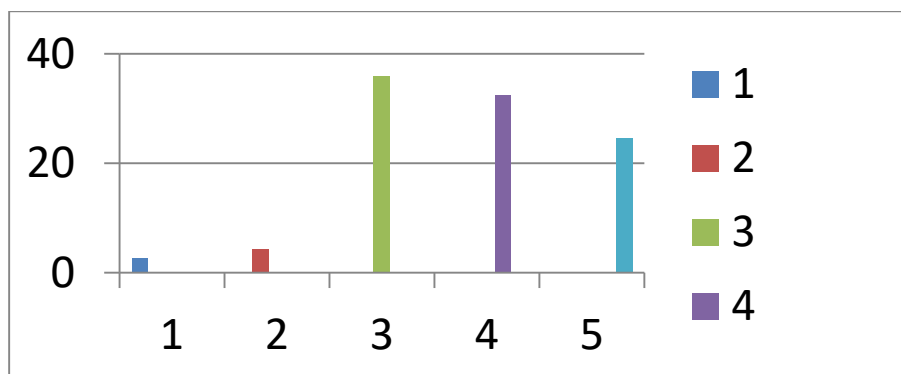
TABLE NO : 5

RATE YOUR UNDERSTANDING	FREQUENCY	PERCENTAGE
1	3	2.6%
2	5	4.4%
3	41	36%
4	37	32.5%
5	28	24.6%
Total	114	100

ANALYSIS

From the above table we came to know that out of 114 respondents , 3 respondents have rated ‘1’ indicating very poor . 5 respondents have rated ‘2’ , 41 respondents have rated ‘3’ , 37 respondents have rated ‘4’ , 28 respondents have rated ‘5’ indicating very good.

BAR GRAPH – 5



INTERPRETATION

From the above Bar Graph we conclude that around 2.6% of respondents have rated '1' indicating very poor . 4.4% of respondents have rated '2' , 36% respondents have rated '3' , 32.5% respondents have rated '4' , 24.6% respondents have rated '5' indicating very good.

6) TITLE OF THE TABLE: Consequences of poor cash flow management may include missed opportunities for growth, difficulty paying bills and loans, damage to credit rating, and ultimately, business failure . Do you agree or disagree ?

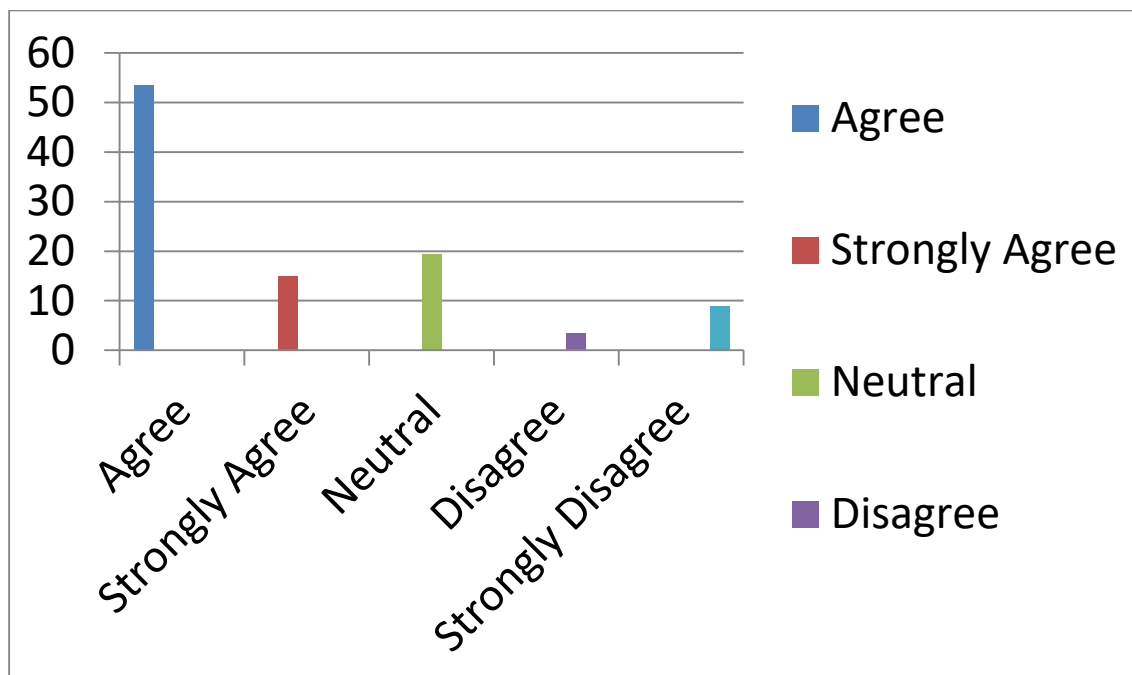
TABLE NO : 6

CONSEQUENCES OF POOR CASH FLOW	FREQUENCY	PERCENTAGE
Agree	61	53.5%
Strongly Agree	17	14.9%
Neutral	22	19.3%
Disagree	4	3.5%
Strongly Disagree	10	8.8%
Total	114	100

ANALYSIS

From the above table we came to know that out of 114 respondents , 61 respondents have chosen 'Agree' , 17 respondents have chosen 'Strongly Agree' , 22 respondents have chosen 'Neutral' , and 4 respondents have 'Disagreed' and 10 respondents have 'Strongly Disagreed'.

BAR GRAPH – 6



INTERPRETATION

From the above Bar Graph we conclude that around 53.5% have chosen ‘Agree’ , 14.9% of respondents have chosen ‘Strongly Agree’ , 19.3% of respondents have chosen ‘Neutral’ , and 3.5% of respondents have ‘Disagreed’ and 8.8% respondents have ‘Strongly Disagreed .’

7) **TITLE OF THE TABLE:** Do you think that the purpose of ABC analysis in inventory management is to classify inventory items based on their importance ?

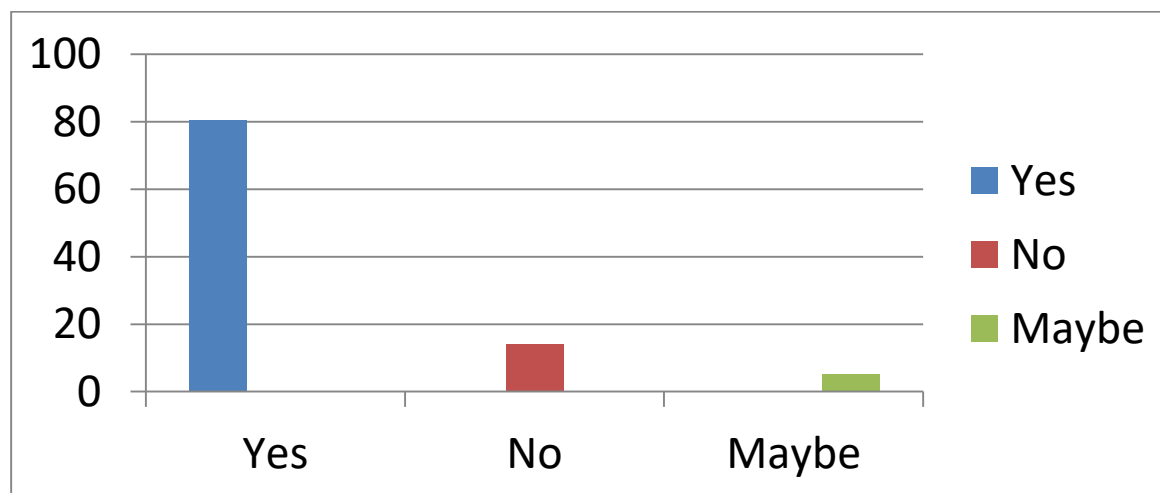
TABLE NO : 7

	FREQUENCY	PERCENTAGE%
Yes	92	80.7%
No	6	14%
Maybe	16	5.3%
Total	114	100

ANALYSIS

From the above table we came to know that out of 114 respondents , 92 respondents have chosen ‘Yes’ , 6 respondents have chosen ‘No’ , 16 respondents have chosen ‘Maybe’ .

BAR GRAPH – 7



INTERPRETATION

From the above Bar Graph we conclude that around 80.7% of respondents have voted ‘Yes’ , 14% have voted ‘No’ , 5.3% have voted ‘Maybe’.

8) TITLE OF THE TABLE: What is safety stock ?

TABLE NO : 8

	FREQUENCY	PERCENTAGE
Inventory kept in case of emergencies or unexpected demand	114	100%
Inventory that is stolen or lost	0	0%
Total	114	100

ANALYSIS

From the above table we came to know that out of 114 respondents , all 114 of them have chosen ‘Inventory kept in case of emergencies or unexpected demand’ and none of the respondents have chosen ‘Inventory that is stolen or lost’.

BAR GRAPH – 8



INTERPRETATION

From the above Bar Graph we conclude that all 100% of the respondents have chosen ‘Inventory kept in case of emergencies or unexpected demand’ and none of the respondents have chosen ‘Inventory that is stolen or lost’.

9) **TITLE OF THE TABLE:** Which of the following is a key component of effective inventory management ?

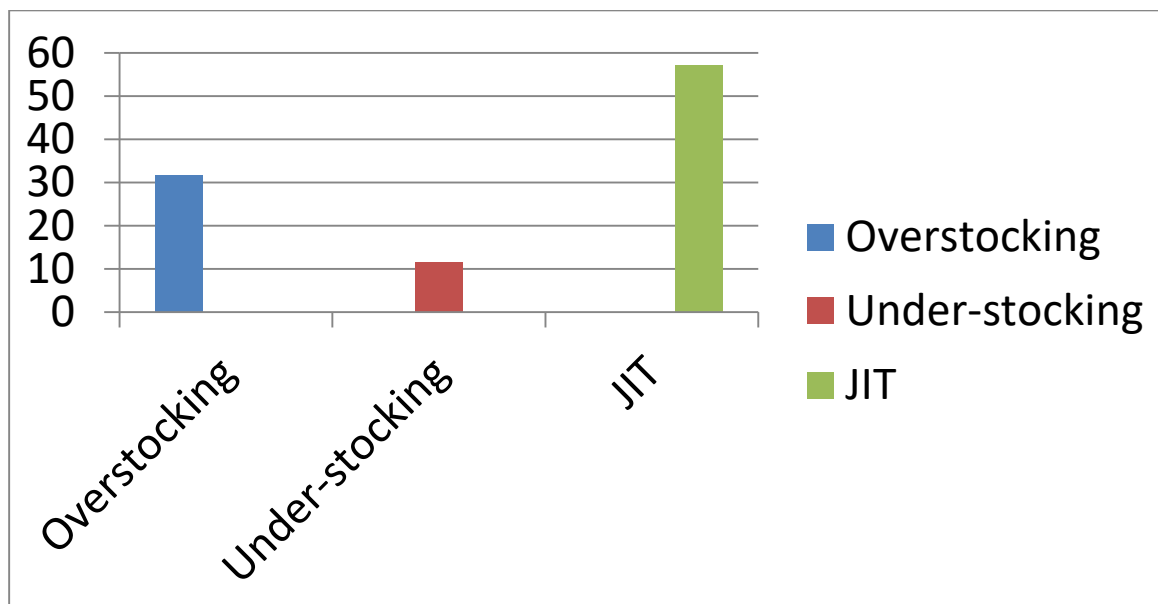
TABLE NO : 9

	FREQUENCY	PERCENTAGE %
Overstocking	36	31.6%
Under-stocking	13	11.4%
Just-in-time inventory	65	57%
Total	114	100

ANALYSIS

From the above table we came to know that out of 114 respondents , 36 respondents have chosen ‘Overstocking’ , 13 respondents have chosen ‘Under-stocking’ , 65 respondents have chosen ‘JIT’ .

BAR GRAPH – 9



INTERPRETATION

From the above Bar Graph we conclude that 31.6% of respondents have chosen ‘Overstocking’, 11.4% respondents have chosen ‘Under-stocking’, 57% of respondents have chosen ‘JIT’.

10) TITLE OF THE TABLE: What is the consequence of under-stocking inventory ?

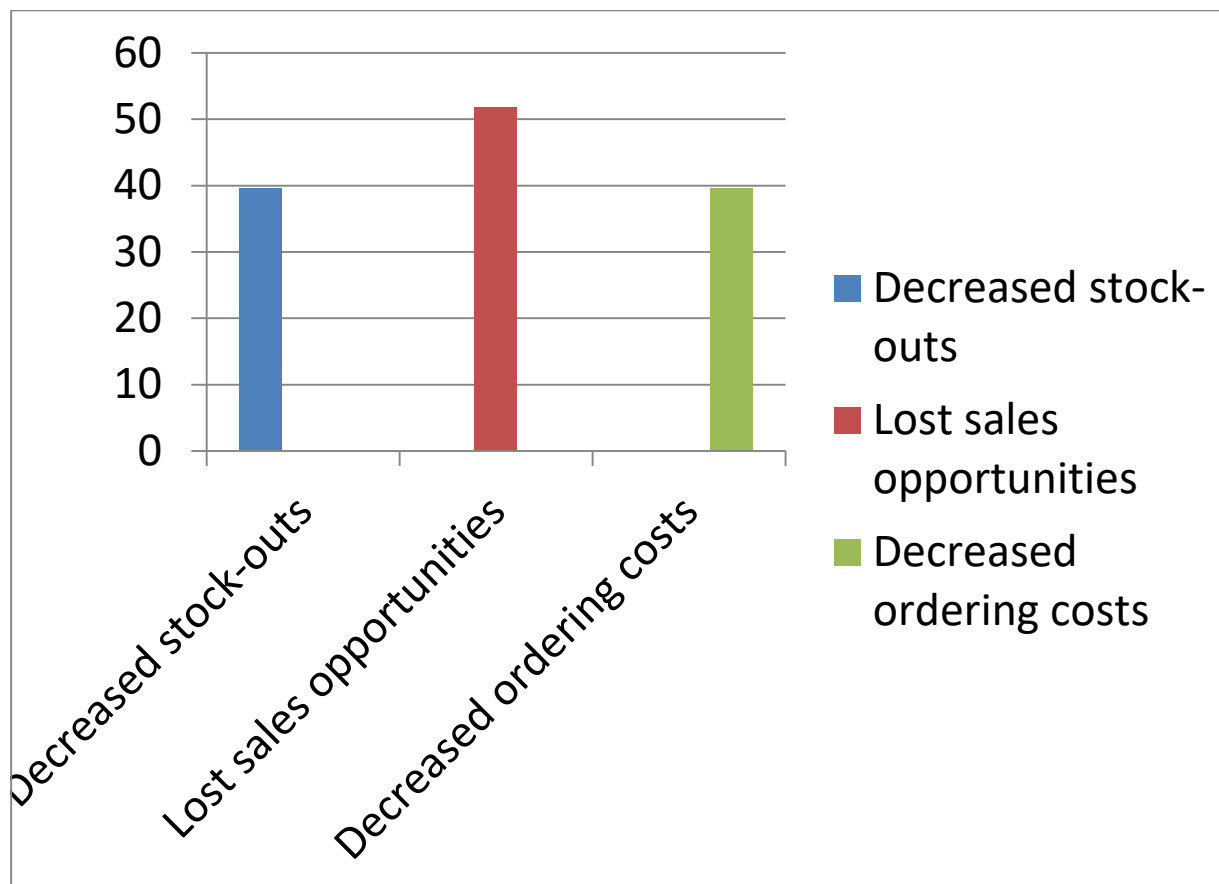
TABLE NO : 10

	FREQUENCY	PERCENTAGE
Decreased stock-outs	45	39.5%
Lost sales opportunities	59	51.8%
Decreased ordering costs	10	39.5%
Total	114	100

ANALYSIS

From the above table we came to know that out of 114 respondents, 45 respondents have chosen ‘Decreased stock-outs’, 59 respondents have chosen ‘Lost sales opportunities’, 10 respondents have chosen ‘Decreased ordering costs’.

BAR GRAPH – 10



INTERPRETATION

From the above Bar Graph we conclude that 39.5% of respondents have chosen ‘Decreased stock-outs’ , 51.8% respondents have chosen ‘Lost sales opportunities’ , 39.5% respondents have chosen ‘Decreased ordering costs’.

11) **TITLE OF THE TABLE:** Diversifying revenue streams businesses reduce cash flow volatility . State true or false.

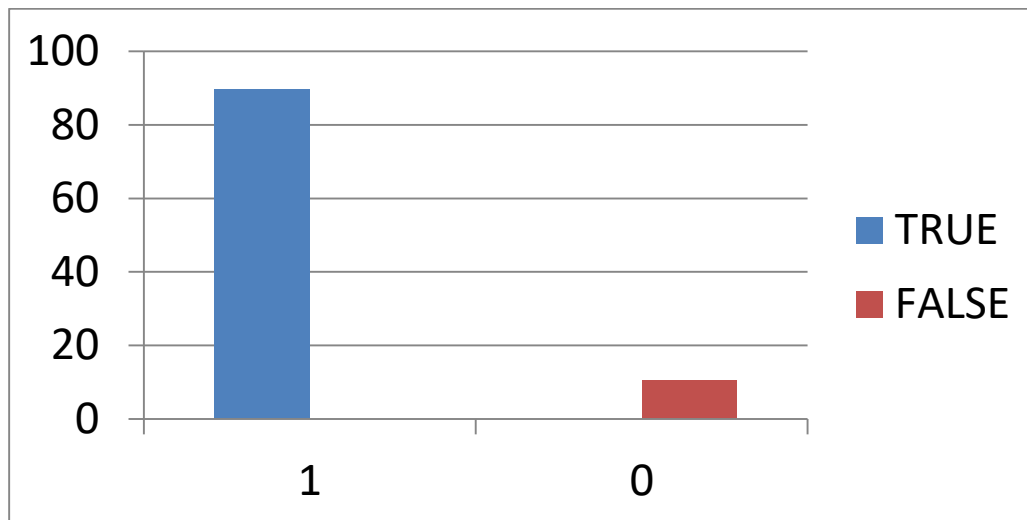
TABLE NO : 11

	FREQUENCY	PERCENTAGE %
True	102	89.5%
False	12	10.5%
Total	114	100

ANALYSIS

From the above table we came to know that out of 114 respondents ,102 respondents have chosen ‘Yes’ , 12 respondents have chosen ‘No’.

BAR GRAPH – 11



INTERPRETATION

From the above Bar Graph we conclude that 89.5% of respondents have chosen ‘Yes’ , 10.5% of respondents have chosen ‘No’.

12)TITLE OF THE TABLE: By subtracting expenses from revenue you get cash flow. State true or false.

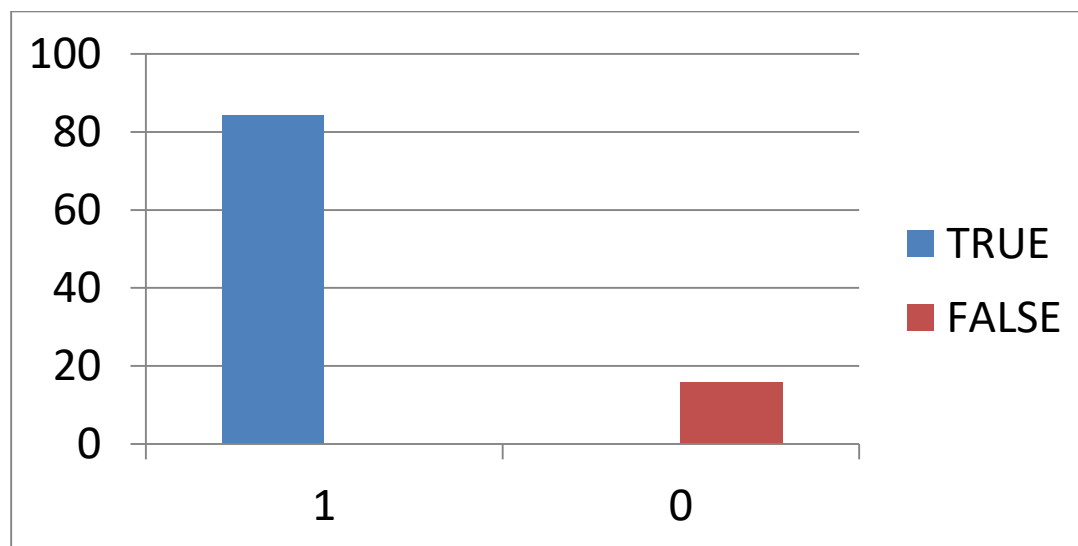
TABLE NO : 12

	FREQUENCY	PERCENTAGE %
True	96	84.2%
False	18	15.8%
Total	114	100

ANALYSIS

From the above table we came to know that out of 114 respondents , 96 respondents have chosen ‘True’ and 18 respondents have chosen ‘False’.

BAR GRAPH – 12



INTERPRETATION

From the above Bar Graph we conclude that 84.2% of respondents have chosen ‘True’ and 15.8% of respondents have chosen ‘False’.

13)TITLE OF THE TABLE: Managing accounts receivable and payable is a very important key component of cash flow management . Do you agree or disagree ?

TABLE NO : 13

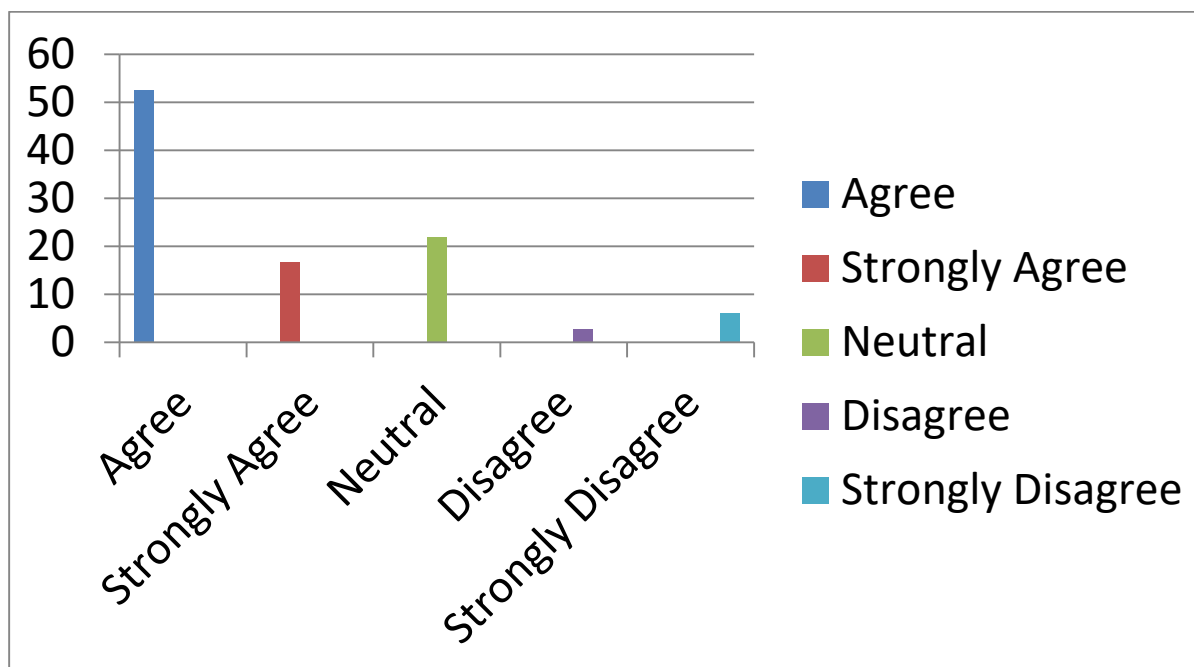
	FREQUENCY	PERCENTAGE %
Agree	60	52.6%
Strongly Agree	25	16.7%
Neutral	19	21.9%
Disagree	7	2.7%

Strongly Disagree	3	6.1%
Total	114	100

ANALYSIS

From the above table we came to know that out of 114 respondents , 60 respondents have chosen ‘Agree’ , 25 respondents have chosen ‘Strongly Agree’ , 19 respondents have chosen ‘Neutral’ , and 7 respondents have ‘Disagreed’ and 3 respondents have ‘Strongly Disagreed’.

BAR GRAPH – 13



INTERPRETATION

From the above Bar Graph we conclude that around 52.6% have chosen ‘Agree’ , 16.7% of respondents have chosen ‘Strongly Agree’ , 21.9% of respondents have chosen ‘Neutral’ , and 2.7% of respondents have ‘Disagreed’ and 6.1% respondents have ‘Strongly Disagreed .’

14)TITLE OF THE TABLE: Businesses manage accounts receivable to improve cash flow by promptly giving invoices to customers . Do you agree or disagree ?

TABLE NO : 14

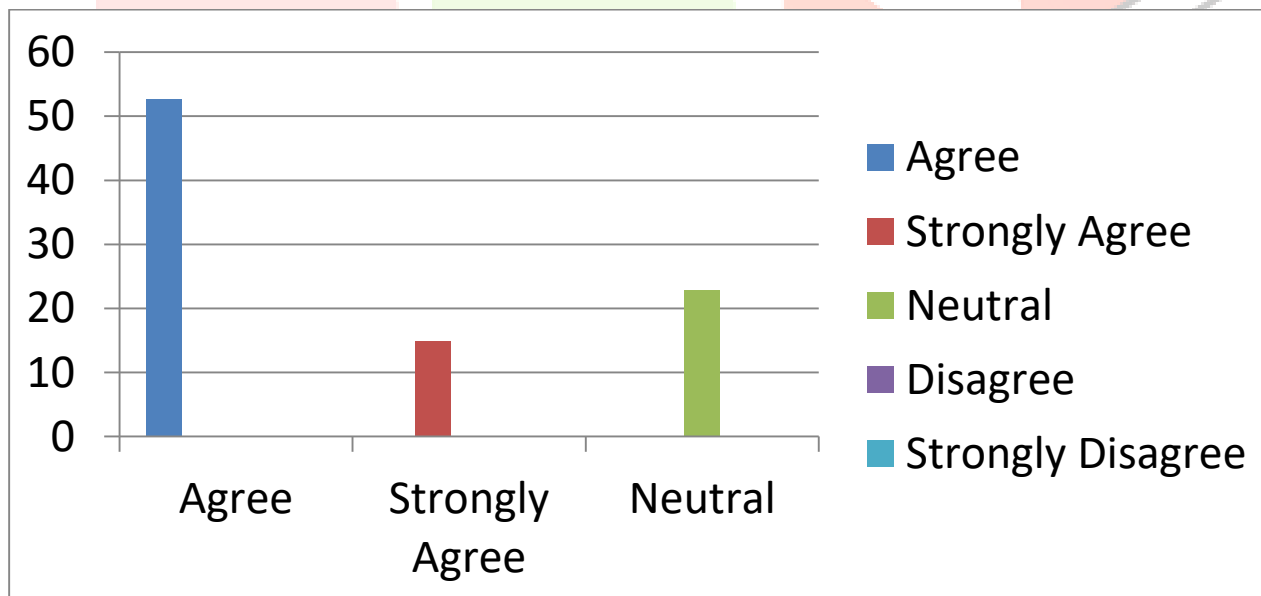
	FREQUENCY	PERCENTAGE
		%

Agree	60	52.6%
Strongly Agree	17	14.9%
Neutral	26	22.8%
Disagree	7	6.5%
Strongly Disagree	4	3.2%
Total	114	100

ANALYSIS

From the above table we came to know that out of 114 respondents , 60 respondents have chosen ‘Agree’ , 17 respondents have chosen ‘Strongly Agree’ , 26 respondents have chosen ‘Neutral’ , and 7 respondents have ‘Disagreed’ and 4 respondents have ‘Strongly Disagreed’.

BAR GRAPH – 14



INTERPRETATION

From the above Bar Graph we conclude that around 52.6% have chosen ‘Agree’ , 14.9% of respondents have chosen ‘Strongly Agree’ , 22.8% of respondents have chosen ‘Neutral’ , and 6.5% of respondents have ‘Disagreed’ and 3.2% respondents have ‘Strongly Disagreed’ .’

15)TITLE OF THE TABLE: Forecasting cash flow helps businesses to anticipate and prepare for future financial needs, identify potential cash shortages, and make informed decisions about investments and expenses . Do you agree or disagree ?

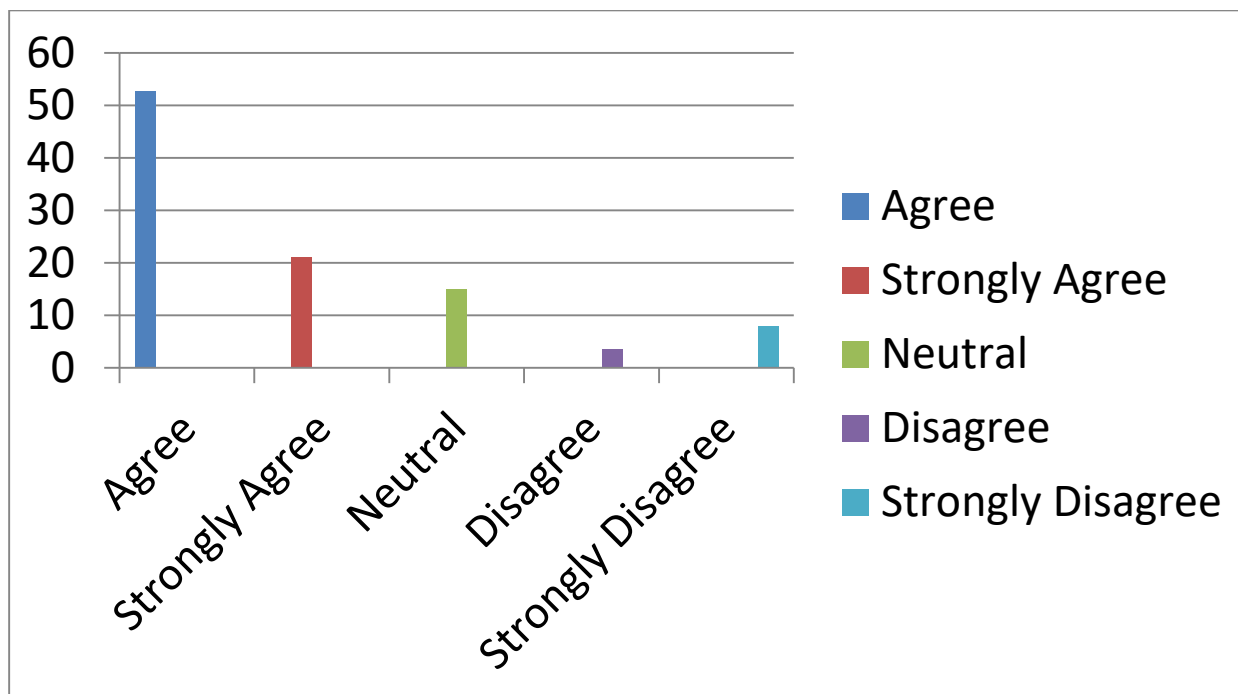
TABLE NO : 15

	FREQUENCY	PERCENTAGE %
Agree	60	52.6%
Strongly Agree	24	21.1%
Neutral	17	14.9%
Disagree	4	3.5%
Strongly Disagree	9	7.9%
Total	114	100

ANALYSIS

From the above table we came to know that out of 114 respondents , 60 respondents have chosen 'Agree' , 24 respondents have chosen 'Strongly Agree' , 17 respondents have chosen 'Neutral' , and 4 respondents have 'Disagreed' and 9 respondents have 'Strongly Disagreed'.

BAR GRAPH – 15



INTERPRETATION

From the above Bar Graph we conclude that around 52.6% have chosen ‘Agree’, 21.1% of respondents have chosen ‘Strongly Agree’, 14.9% of respondents have chosen ‘Neutral’, and 3.5% of respondents have ‘Disagreed’ and 7.9% respondents have ‘Strongly Disagreed.’

16) TITLE OF THE TABLE: Real-time visibility of inventory levels is a benefit of using RFID technology in inventory management . Do you agree or disagree ?

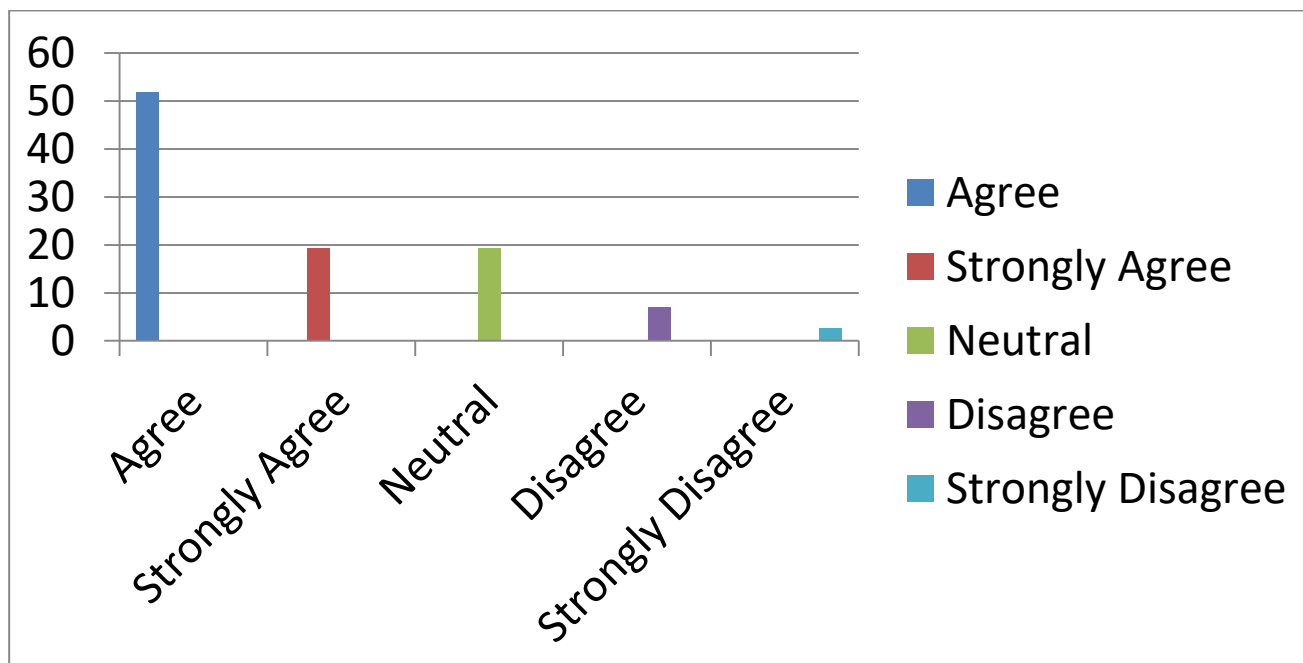
TABLE NO : 16

	FREQUENCY	PERCENTAGE
Agree	59	51.8%
Strongly Agree	22	19.3%
Neutral	22	19.3%
Disagree	8	7%
Strongly Disagree	3	2.6%
Total	114	100

ANALYSIS

From the above table we came to know that out of 114 respondents , 59 respondents have chosen ‘Agree’ , 22 respondents have chosen ‘Strongly Agree’ , 22 respondents have chosen ‘Neutral’ , and 8 respondents have ‘Disagreed’ and 3 respondents have ‘Strongly Disagreed’.

BAR GRAPH – 16



INTERPRETATION

From the above Bar Graph we conclude that around 51.8% have chosen ‘Agree’ , 19.3% of respondents have chosen ‘Strongly Agree’ , 19.3% of respondents have chosen ‘Neutral’ , and 7% of respondents have ‘Disagreed’ and 2.6% respondents have ‘Strongly Disagreed .’

17) TITLE OF THE TABLE: The point at which an order for replenishment is placed is the reorder point in inventory management .Yes or no ?

TABLE NO : 17

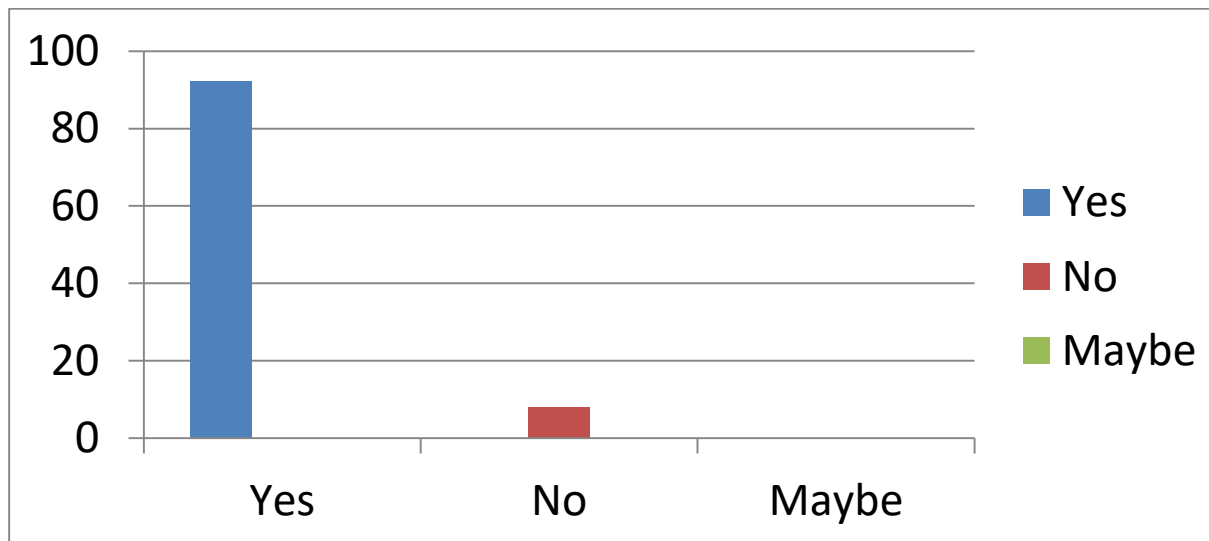
	FREQUENCY	PERCENTAGE %
Yes	105	92.1%
No	9	7.9%

Maybe	0	0
Total	114	100

ANALYSIS

From the above table we came to know that out of 114 respondents , 105 respondents have chosen 'Yes' , 9 respondents have chosen 'No' and there are 0 respondents who have chosen 'Maybe'.

BAR GRAPH – 17



INTERPRETATION

From the above Bar Graph we conclude that around 92.1% of respondents have voted 'Yes' , 14% have voted 'No' , 7.9% have voted 'Maybe'.

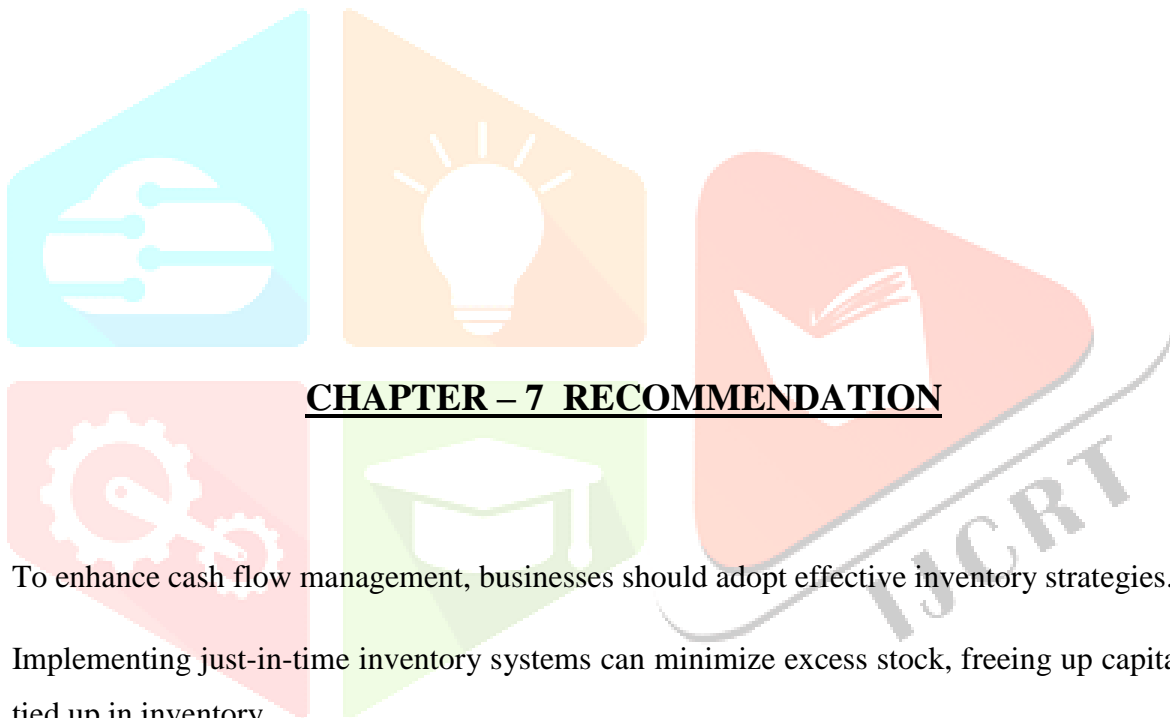
CHAPTER – 6 FINDINGS

Findings

- The findings reveal that effective inventory strategies play a significant role in enhancing cash flow management for businesses. By optimizing inventory levels, companies can reduce excess stock and minimize holding costs, thus freeing up valuable capital.
- Implementing just-in-time inventory systems and adopting technology-driven solutions such as inventory management software enables real-time monitoring of stock levels and facilitates data-driven decision-making.
- Additionally, diversifying suppliers and negotiating favorable payment terms can alleviate cash flow constraints associated with inventory procurement.

Suggestions

- To enhance cash flow management, businesses should adopt effective inventory strategies.
- Implementing just-in-time inventory systems can minimize excess stock, freeing up capital previously tied up in inventory.
- Regularly auditing inventory levels helps identify slow-moving or obsolete items, allowing for timely adjustments.



- To enhance cash flow management, businesses should adopt effective inventory strategies.
- Implementing just-in-time inventory systems can minimize excess stock, freeing up capital previously tied up in inventory.
- Regularly auditing inventory levels helps identify slow-moving or obsolete items, allowing for timely adjustments.
- By optimizing inventory strategies, businesses can improve cash flow by reducing unnecessary expenses, increasing liquidity, and ensuring resources are allocated efficiently.
- Finally, investing in technology like inventory management software streamlines processes, providing real-time visibility into inventory levels and facilitating better decision-making .

CONCLUSION

This paper offers a strong insight and findings by comparing the financial performance of high- and low-debt organizations, also provides valuable insights into cash flow management and explores the effects of changing cash flow metrics and indicators on the success of the company. The research, which makes use of unique data on cash flow metrics and measures, discovers that a decrease in these metrics and measures significantly improves financial performance.

In conclusion, implementing effective inventory management strategies is pivotal for enhancing cash flow management within businesses. By optimizing inventory levels, companies can reduce holding costs, minimize stock-outs, and improve overall operational efficiency. Additionally, efficient inventory practices enable better forecasting and planning, leading to reduced instances of excess or obsolete inventory. This, in turn, frees up capital that can be reinvested into core business activities or used to mitigate financial challenges. Moreover, by aligning inventory levels with customer demand, businesses can enhance customer satisfaction and loyalty, thereby fostering sustained revenue streams.

REFERENCES

- Simchi-Levi, D., Chen, X., & Bramel, J. (2014). The Logic of Logistics. In Springer Series in Operations Research and Financial Engineering. Springer New York. <https://doi.org/10.1007/978-1-4614-9149-1>
- Strateg, On, O., Chopra, S., & Meindl, P. (n.d.). SUPPLY CHAIN MANAGEMENT. <https://mu.ac.in/wp-content/uploads/2021/02/Logistics-and-Supply-Chain-Management-Sunil-Chopra-1.pdf>
- Marks, G. (2021, September 6). Let's Talk About Inventory And Your Cash Flow. <https://sba.thehartford.com/finance/cash-flow/inventory/>
- <https://www.taylorfrancis.com/chapters/edit/10.1201/9780203753149-4/new-directions-logistics-martin-christopher>
- Zvi Drezner. (n.d.). Scholar.google.com. Retrieved March 5, 2024, from <https://scholar.google.com/citations?user=MvvDeCIAAAAJ&hl=en>
- Google Scholar. (n.d.). Scholar.google.co.in. Retrieved March 5, 2024, from [https://scholar.google.co.in/scholar?q=\(6\)+Sridhar+Tayur+Tactical+planning+models+for+supply+chain+management&hl=en&as_sdt=0&as_vis=1&oi=scholar](https://scholar.google.co.in/scholar?q=(6)+Sridhar+Tayur+Tactical+planning+models+for+supply+chain+management&hl=en&as_sdt=0&as_vis=1&oi=scholar)
- Douglas Lambert | Fisher College of Business. (n.d.). Fisher.osu.edu. Retrieved March 5, 2024, from <https://fisher.osu.edu/people/lambert.119>

- Anand, K., Anupindi, R., & Bassok, Y. (2008). Strategic Inventories in Vertical Contracts. *Management Science*, 54(10), 1792–1804. <https://doi.org/10.1287/mnsc.1080.0894>
- Steckel, J. H., Gupta, S., & Banerji, A. (2004). Supply Chain Decision Making: Will Shorter Cycle Times and Shared Point-of-Sale Information Necessarily Help? *Management Science*, 50(4), 458–464. <https://doi.org/10.1287/mnsc.1030.0169>
- Professor Jan Godsell, Loughborough University. (n.d.). www.lboro.ac.uk. Retrieved March 5, 2024, from <https://www.lboro.ac.uk/schools/business-school/our-people/janet-godsell/>
- Caplice, C., & Sheffi, Y. (1995). A Review and Evaluation of Logistics Performance Measurement Systems. *The International Journal of Logistics Management*, 6(1), 61–74. <https://doi.org/10.1108/09574099510805279>
- A meta-analysis of supply chain integration and firm performance. (n.d.). [Scholar.google.com](https://scholar.google.com). Retrieved March 5, 2024, from https://scholar.google.com/citations?view_op=view_citation&hl=en&user=0CBgsOQAAAAJ&citation_for_view=0CBgsOQAAAAJ:Tyk-4Ss8FVUC
- Kennedy, W. J., Wayne Patterson, J., & Fredendall, L. D. (2002). An overview of recent literature on spare parts inventories. *International Journal of Production Economics*, 76(2), 201–215. [https://doi.org/10.1016/s0925-5273\(01\)00174-8](https://doi.org/10.1016/s0925-5273(01)00174-8)
- Shipping & Fulfillment Warehouse Management Systems. (n.d.). Webretailer.com. Retrieved March 5, 2024, from <https://www.webretailer.com/shipping-fulfillment-tools-services/warehouse-management-systems/>
- Managing the Unknowable: Strategic Boundaries Between Order and Chaos in Organizations' & "Complexity and Creativity in Organizations." (n.d.). Journal.emergentpublications.com. Retrieved March 5, 2024, from <https://journal.emergentpublications.com/Article/c8411302-1bf9-4e4a-a8a9-6b431e73b9f6/github>

Journals :

- researchgate.net
- northwestern.edu
- sciencedirect.com
- archive.org
- academia.edu
- wiley.com



ANNEXURE

Glimpse of the questions that were asked to the employees of the organization by circulating questionnaire:

4) Name

5) Age

6) Gender

i.Male

ii.Female

4) Qualification

- v. Class 12
- vi. Undergraduate
- vii. Masters
- viii. PhD

5) Cash flow management refers to the process of monitoring, analyzing, and optimizing the flow of cash into and out of a business to ensure it has enough liquidity to meet its financial obligations. Do you agree or disagree?

- i. Agree
- ii. Strongly Agree
- iii. Neutral
- iv. Disagree
- v. Strongly Disagree

6) Do you think negotiating extended payment terms with suppliers is a good strategy for managing accounts payable?

- i. Yes
- iii. No
- iii. Maybe

7) What are the consequences of poor cash flow management ?

- iv. Increased financial stability
- v. Missed opportunities for growth
- vi. Decreased expenses

8) Why is it important to forecast cash flow ?

- v. To predict stock market trends
- vi. To anticipate future financial needs
- vii. To calculate employee salaries
- viii. To increase shareholder dividends

9) What are some common cash flow challenges businesses face ?

- vi. Late customer payments
- vii. Seasonal fluctuations
- viii. Unexpected expenses
- ix. Overstocking inventory
- x. All of the above

10) Do you think LIFO method of inventory valuation assumes that the cost of goods sold is based on the cost of the most recent inventory purchased ?

- iv. Yes
- v. No
- vi. Maybe

11) Do you think that the purpose of ABC analysis in inventory management is to classify inventory items based on their importance ?

- iv. Yes
- v. No
- vi. Maybe

12) What is safety stock ?

- iii. Inventory kept in case of emergencies or unexpected demand
- iv. Inventory that is stolen or lost

13) Which of the following is a key component of effective inventory management ?

- iv. Overstocking
- v. Understocking
- vi. Just-in-time inventory

14) What is the consequence of understocking inventory?

- iv. Decreased stockouts
- v. Lost sales opportunities
- vi. Decreased ordering costs

15) Diversifying revenue streams businesses reduce cash flow volatility .

- iii. True
- iv. False

16) By subtracting expenses from revenue you get cash flow. State True or False.

- iii. True
- iv. False

17) Managing accounts receivable and payable is a very important key component of cash flow management . Do you agree or disagree ?

- iv. Agree
- v. Neutral
- vi. Disagree

19) To optimize cash flow inventory management is important for businesses .

- iii. Yes
- iv. No

19) Businesses manage accounts receivable to improve cash flow by promptly giving invoices to customers . Do you agree or disagree ?

- iv. Agree
- v. Neutral
- vi. Disagree

20) Forecasting cash flow helps businesses to anticipate and prepare for future financial needs, identify potential cash shortages, and make informed decisions about investments and expenses . Do you agree or disagree ?

- iv. Agree
- v. Neutral
- vi. Disagree

21) Cash flow forecasting enables businesses to anticipate cash shortages or surpluses, identify trends, and make informed decisions about investments, expenses, and financing options . True or False ?

- iii. True
- iv. False

22) The point at which an order for replenishment is placed is the reorder point in inventory management .

- iii. Yes
- iv. No

23) Real-time visibility of inventory levels is a benefit of using RFID technology in inventory management . Do you agree or disagree ?

- iv. Agree
- v. Neutral
- vi. Disagree

24) Rate your understanding on businesses improve cash flow by : Offering discounts for early payments , Reducing unnecessary expenses , Increasing sales .

Very Poor 1

2

3

4

5 Very Good

My Google Form Link

https://docs.google.com/forms/d/e/1FAIpQLSdSwcAEz0w6esLDZq8oCh6E3eTbm-pgGgfafLleasUs3psAqA/viewform?usp=sf_link

