



INTERNATIONAL JOURNAL OF CREATIVE RESEARCH THOUGHTS (IJCRT)

An International Open Access, Peer-reviewed, Refereed Journal

“ADVANCING DRUG DELIVERY TECHNOLOGIES TO ENHANCED EFFECTIVENESS AND MINIMIZED SIDE EFFECTS”

Mr. Saqlain Khan Gaffar Khan 1st, Ms. Payal Janardhan Shelare 2nd, Ms. Swarupa Vyankatesh Gudgetwar 3rd, Ms. Sakshi Dilip Chavhan 4th, Ms. Sakshi Prabhakar Bhogekar 5th

Students ¹²³⁴⁵

Ishwar Deshmukh Institute of Pharmacy, Digras, Yavatmal, Maharashtra, India. ¹²³⁴⁵

ABSTRACT:

Medicine delivery systems are developed to maximize medicine efficacy and minimize side goods. As medicine delivery technologies ameliorate, the medicine becomes safer and more comfortable for cases to use. During the last seven decades, extraordinary progress has been made in medicine delivery technologies, similar as systems for long-term delivery for months and times, localized delivery, and targeted delivery. The advances, still, will face a coming phase considering the unborn technologies we need to overcome numerous physicochemical walls for new expression development and natural unknowns for treating colorful conditions. For immediate and long-term progress into the future, the medicine delivery field should use time and coffers for further translatable exploration ideas. The medicine delivery discipline has to continue working on introductory, applied, translational, and clinical exploration in a combined manner to produce medicine delivery systems that work for cases. It's a time to concentrate our attention on effects that count. It's also a time to develop realistic exploration pretensions and issues, diversify medicine delivery technologies, and take the collaborative responsibility for our conduct.

Nanotechnology has eventually and forcefully entered the realm of medicine delivery. Performances of intelligent medicine delivery systems are continuously bettered with the purpose to maximize remedial exertion and to minimize undesirable side-goods. This review describes the advanced medicine delivery systems grounded on micelles, polymeric nanoparticles, and Dendrimers. Polymeric carbon nanotubes and numerous others demonstrate a broad variety of useful parcels. This review emphasizes the main conditions for developing new nanotech-nology-grounded medicine delivery systems. Medicine targeting to specific organs and apkins has come one of the critical trials of the century since the use of free medicines in conventional lozenge forms generally involves difficulties in achieving the target point at the applicable cure after or during a proper time period. Accordingly, the hunt for new medicine delivery approaches and new modes of action represent one of the frontier exploration areas. New medicine delivery systems include Lepidic, proteic and polymeric technologies to give new sustained medicine delivery with better body distribution, medicine protection from harsh external terrain and avoidance of medicine concurrence. Numerous of these technologies have reached the request thus proving the benefits of these new carriers. This review covers the generalities of those new carriers and their new advances in medicine delivery.

KEY WORDS: Advancing Drug delivery , Technologies ,Effectiveness , Minimized Side Effects ,

Nanotechnology ,Liposomal Drug Delivery, Microneedles, Implantable Devices, Biodegradable Polymers, Gene Therapy, Smart Drug Delivery, 3D Printing, Inhalable Drug Delivery, Targeted Drug Delivery, Oral Drug Delivery, Microparticles and Microspheres.

INTRODUCTION:

Advancing Medicine delivery technologies represent a vital frontier in the field of healthcare and pharmacology. These technologies encompass a different range of innovative approaches and strategies aimed at enhancing the effectiveness of medicine curatives while minimizing undesirable side goods. The ever-evolving geography of medicine delivery leverages slice- edge scientific and engineering principles to optimize the administration of pharmaceutical composites, performing in further targeted and effective treatment rules. By enabling the precise control of medicine release, bioavailability, and point-specific targeting, these advancements have the eventuality to revise patient care, offering the pledge of further substantiated and efficient medical interventions.

This preface sets the stage for a deeper disquisition of the significant developments and counteraccusations of advancing medicine delivery technologies. The realm of medicinal and healthcare is continuously evolving, and at the van of these advancements is the development of new medicine delivery technologies. In the pursuit of enhancing the effectiveness of specifics while minimizing their associated side goods, experimenters and originators are making significant strides. This preface explores the instigative geography of these advancements, slipping light on the transformative eventuality of medicine delivery systems designed to maximize remedial benefits and minimize unintended consequences.

These slice- edge approaches not only have the eventuality to ameliorate the lives of cases but also revise the way we approach medical treatment and medicine administration. This trip into the world of advancing medicine delivery technologies promises a brighter and healthier future for healthcare. Enhanced Effectiveness The preface should punctuate the growing demand for medicine delivery systems that maximize the remedial benefits of specifics. The thing is to insure that medicines aren't only delivered efficiently to the target spots in the body but also maintain their efficacy throughout the treatment period. This can affect in hastily, more potent, and longer- lasting goods, eventually perfecting patient issues. Minimized Side goods The preface should also emphasize the significance of mollifying the frequently adverse side goods associated with traditional medicine delivery. Numerous specifics can beget unintended detriment to healthy apkins or organs. Thus, advancing medicine delivery technologies is imperative in reducing or indeed barring these side goods, thereby enhancing the safety and tolerability of treatments. By addressing these binary challenges, the preface sets the stage for a comprehensive disquisition of the rearmost improvements, ways, and inventions in medicine delivery that aim to transfigure the way we administer and profit from pharmaceutical curatives.

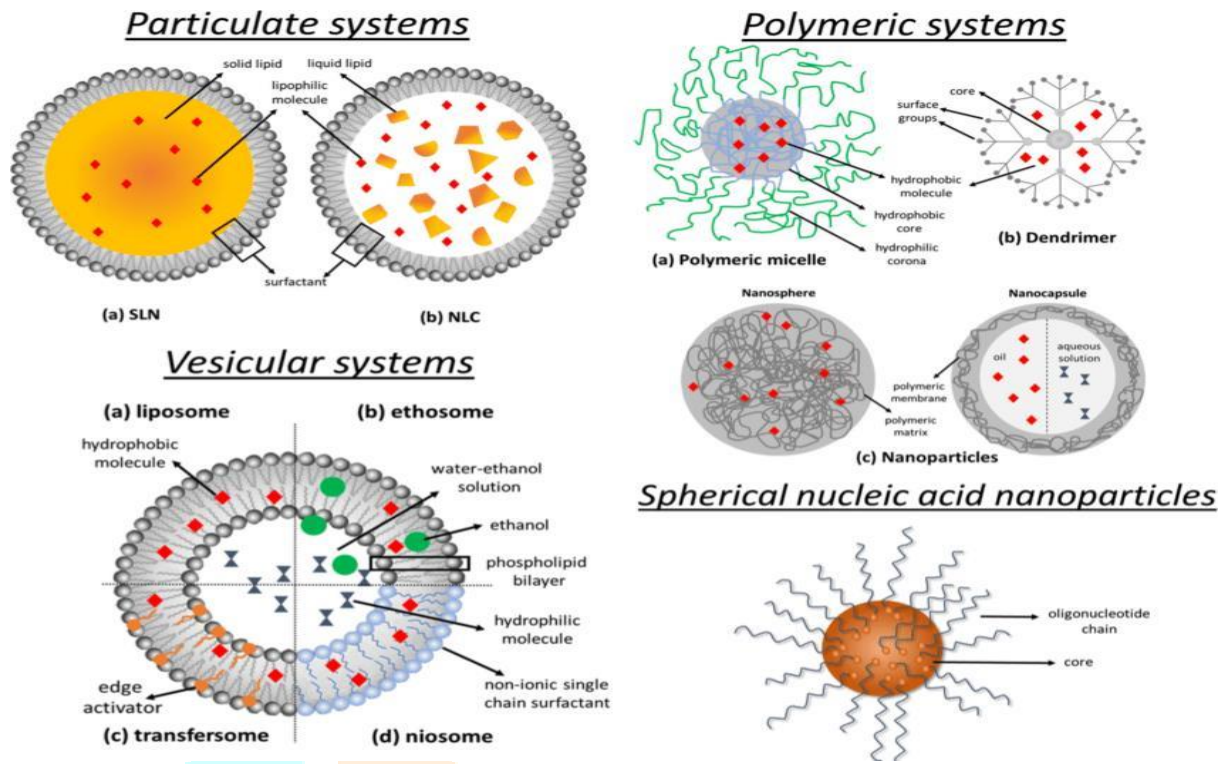


Fig-01

ADVANCING DRUG DELIVERY SYSTEMS :

- 1) NANOTECHNOLOGY.
- 2) LIPOSOMAL DRUG DELIVERY.
- 3) MICRONEEDLES.
- 4) IMPLANTABLE DEVICES.
- 5) BIODEGRADABLE POLYMERS.
- 6) GENE THERAPY.
- 7) SMART DRUG DELIVERY.
- 8) 3D PRINTING.
- 9) INHALABLE DRUG DELIVERY.
- 10) TARGETED DRUG DELIVERY.
- 11) ORAL DRUG DELIVERY.
- 12) MICROPARTICLES AND MICROSPHERES.

1) NANOTECHNOLOGY :

Nanotechnology is a multidisciplinary field of science, engineering, and technology that deals with the manipulation and control of matter at the nanoscale, typically at the level of individual molecules or atoms. It involves working with structures, devices, and systems with nanoscale dimensions, often in the range of 1 to 100 nanometers.

○ Key Aspects Of Nanotechnology Include:

i. Manipulation:

Nanotechnology allows scientists and engineers to manipulate and control materials at the nanoscale, altering their properties and behaviours.

Manipulation refers to the act of skilfully influencing or controlling someone or something, often in a deceptive or unfair manner to achieve a specific outcome. It can involve tactics like persuasion, deception, or coercion and is commonly associated with attempting to shape opinions, behavior, or situations to benefit the manipulator's interests. Manipulation can occur in various contexts, such as personal relationships, business, politics, and more. It is generally considered unethical when it involves deceit or harm to others.

○ **Impact Of Manipulation:**

The impact of manipulation can be significant and can vary depending on the context and the individuals involved. Some of the common impacts of manipulation include:

- a. **Damage to Trust:** Manipulation often erodes trust in relationships, whether they are personal, professional, or social. When people discover they've been manipulated, it can lead to a breakdown in trust that is challenging to rebuild.
- b. **Emotional Harm:** Manipulation can cause emotional distress and harm, including anxiety, stress, and even mental health issues. Victims may experience feelings of betrayal, inadequacy, and confusion.
- c. **Strained Relationships:** Manipulation can strain or even destroy relationships, as it undermines open and honest communication. People may become guarded or distant in response to manipulation.
- d. **Loss of Autonomy:** Those who are manipulated may feel like they've lost control over their decisions and actions, which can be disempowering and frustrating.
- e. **Negative Consequences:** Manipulation can lead to poor decision-making or actions that are not in one's best interest, as they are often influenced by false or misleading information
- f. **Legal and Ethical Issues:** In some cases, manipulation can lead to legal and ethical problems, especially if it involves fraud, coercion, or other unlawful tactics.
- g. **Reputation Damage:** Manipulators can suffer damage to their reputation if their actions are exposed. This can impact their credibility and future interactions.
- h. **Social Isolation:** Victims of manipulation may withdraw from social circles or become isolated, fearing further manipulation or harm.
- i. **Economic Consequences:** In a business context, manipulation can lead to financial losses, market instability, and damage to a company's reputation.

It's essential to recognize and address manipulation when it occurs, as its impact can be detrimental. Open and honest communication, boundaries, and ethical behavior are important tools to counter the negative effects of manipulation.

ii. **Interdisciplinary:**

It draws knowledge and techniques from various fields, including physics, chemistry, biology, materials science, and engineering.

Interdisciplinary refers to an approach or perspective that involves the integration of knowledge, methods, and concepts from multiple different academic or professional disciplines or fields. It is characterized by the collaboration and interaction of experts from diverse backgrounds to address complex problems or topics that cannot be adequately understood or solved within the confines of a single discipline.

The goal of interdisciplinary work is to combine the strengths of various disciplines to gain a more comprehensive and holistic understanding of a particular subject or to find innovative solutions to multifaceted challenges. This approach is common in fields such as environmental science, healthcare, and social sciences, where issues often require a combination of expertise from multiple areas to be effectively tackled.

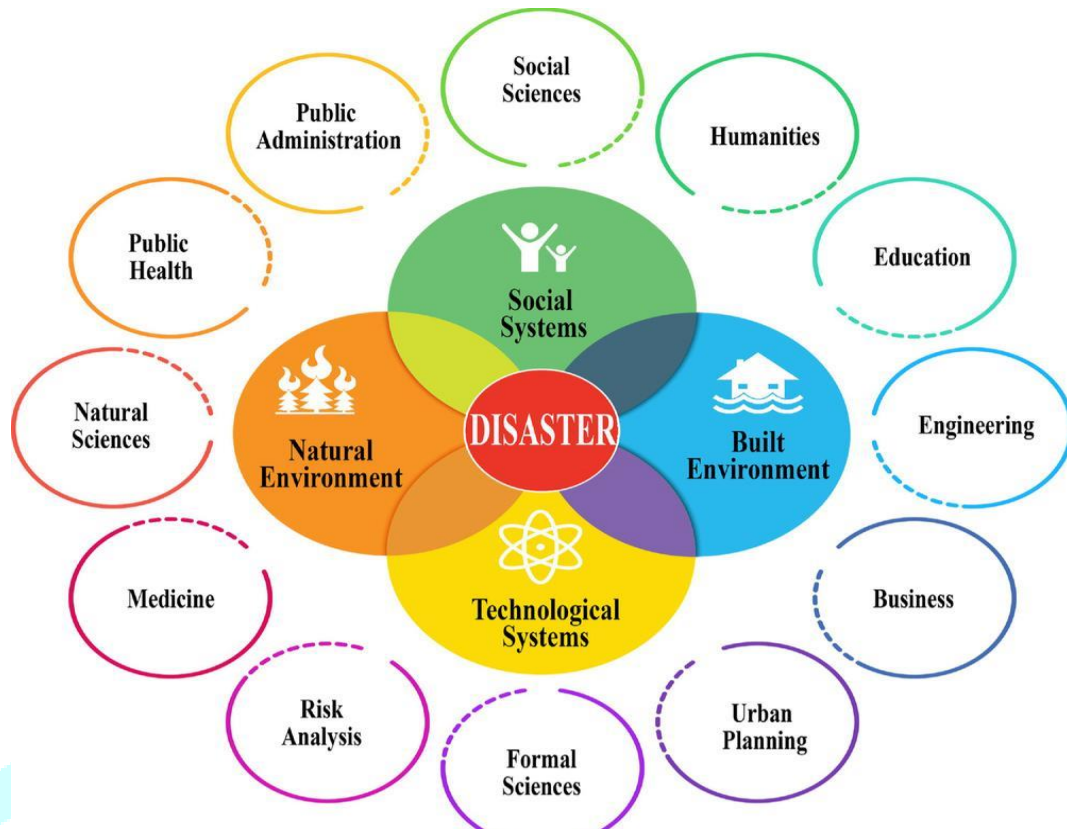


Fig-02

○ **Impact Of Interdisciplinary :**

The impact of interdisciplinary approaches can be highly beneficial and influential in various ways:

- a. **Comprehensive Understanding:** Interdisciplinary collaboration allows for a more comprehensive understanding of complex issues, as it draws from multiple perspectives and disciplines, providing a more holistic view.
- b. **Innovative Solutions:** By integrating diverse expertise, interdisciplinary teams are often better equipped to develop innovative solutions to multifaceted problems that may not be addressed adequately within a single discipline.
- c. **Real-World Relevance:** Interdisciplinary research and work tend to be more relevant to real-world issues and challenges, making it easier to apply the findings and solutions in practical settings.
- d. **Efficiency:** In some cases, interdisciplinary collaboration can lead to increased efficiency by streamlining processes and minimizing duplication of efforts across different fields.
- e. **Enhanced Creativity:** The blending of ideas and methodologies from various disciplines can foster creativity and lead to novel insights and breakthroughs.
- f. **Interdisciplinary Education:** It prepares students and professionals to tackle complex, real-world problems and adapt to evolving job markets by offering a more well-rounded skill set.
- g. **Addressing Grand Challenges:** Interdisciplinary approaches are often instrumental in addressing “grand challenges” like climate change, public health crises, or poverty, where multifaceted solutions are essential.
- h. **Improved Communication:** Collaborating across disciplines can improve communication skills, as individuals from different backgrounds learn to convey complex ideas to a broader audience.

- i. **Cross-Cultural Understanding:** In a globalized world, interdisciplinary work can promote cross-cultural understanding and cooperation by bringing together experts from diverse cultural backgrounds.

Interdisciplinary work can also have challenges, such as communication barriers, integrating conflicting viewpoints, and navigating complex administrative structures. Nonetheless, the benefits of interdisciplinary collaboration often outweigh these challenges when tackling complex, real-world issues.

iii. Applications:

Nanotechnology has a wide range of applications across various industries, from electronics and medicine to materials science and energy production.

Nanotechnology continues to have a wide range of applications, and new ones are being developed regularly. Here are some relatively new and emerging applications of nanotechnology:

- a. **Nanomedicine:** Nano-sized drug delivery systems and nanoparticles for medical imaging are being used to enhance the targeting and effectiveness of medical treatments, including cancer therapies and regenerative medicine.
- b. **Nanoelectronics:** Advances in nanoelectronics are enabling the development of smaller and more powerful electronic devices, such as nanoscale transistors and memory storage devices.
- c. **Nanomaterials in Construction:** Nanotechnology is being used to develop stronger, more durable, and self-healing construction materials, including concrete, coatings, and insulation.
- d. **Nanotechnology in Energy:** Nanostructured materials are improving the efficiency and performance of energy storage (e.g., batteries and supercapacitors) and energy generation (e.g., solar cells and fuel cells) technologies.
- e. **Nanotechnology in Water Purification:** Nanomaterials like graphene oxide and nanotubes are being used to create highly efficient water purification systems, capable of removing contaminants and pollutants.
- f. **Nanosensors:** Nano-sized sensors are being used in various fields, including environmental monitoring, healthcare, and food safety, for highly sensitive and selective detection of specific substances.
- g. **Nanotechnology in Agriculture:** Nanoparticles and nanoemulsions are being used in agriculture for targeted pesticide delivery, nutrient delivery, and soil improvement.
- h. **Nanotechnology in Textiles:** Nanocoatings and nanofibers are used to create textiles with properties like water repellency, stain resistance, and antibacterial qualities.
- i. **Nanotechnology in Electronics Cooling:** Nanoscale heat management solutions are being explored to enhance the cooling of electronic devices, allowing for more powerful and energy-efficient electronics.
- j. **Nanotechnology in Space Exploration:** Nanosatellites and nanomaterials are being developed for space exploration, including miniature spacecraft and radiation-resistant materials for spacecraft construction.

Nanotechnology's ability to manipulate and engineer materials at the nanoscale continues to drive innovation across a wide range of fields.

iv. Nanomaterials:

The development of novel materials at the nanoscale with unique properties is a fundamental part of nanotechnology. These materials have many uses.

Nanomaterials are materials engineered at the nanoscale, typically with dimensions between 1 and 100 nanometers. At this scale, materials often exhibit unique and enhanced properties compared to their bulk counterparts, making them valuable for a wide range of applications. Some common types of nanomaterials include:

- a. **Nanoparticles:** These are tiny particles with dimensions typically in the range of 1 to 100 nanometers. They can be made from various materials, including metals (e.g., gold, silver), metal oxides (e.g., titanium dioxide), and carbon (e.g., carbon nanotubes). Nanoparticles find applications in drug delivery, catalysis, and as additives in various products.
- b. **Nanotubes:** Carbon nanotubes, for example, are cylindrical structures made of carbon atoms arranged in a hexagonal lattice. They are known for their exceptional strength and electrical conductivity. They have applications in materials science, electronics, and even potential uses in space elevators.
- c. **Nanowires:** These are extremely thin wires with nanoscale dimensions. They have applications in nanoelectronics, sensors, and as building blocks for various nanoscale devices.
- d. **Thin Films:** Thin films are flat, plate-like nanomaterials with nanoscale thickness. They are used in various applications, including optics, catalysis, and sensors.
- e. **Quantum Dots:** Quantum dots are semiconductor nanocrystals that exhibit unique optical properties. They are used in displays, imaging, and lighting technologies.
- f. **Nanoporous Materials:** These materials have nanoscale-sized pores or cavities, which can be used for gas storage, separation, and catalysis.
- g. **Nanocomposites:** These are materials that combine nanomaterials with bulk materials to impart specific properties or characteristics. For example, adding carbon nanotubes to polymers can make them stronger and more conductive.
- h. **Nanofibers:** Extremely thin fibers with nanoscale dimensions, nanofibers have applications in filtration, tissue engineering, and textiles.

Nanomaterials have applications in various industries, including electronics, medicine, energy, and materials science. Their unique properties at the nanoscale make them highly versatile and valuable for developing new technologies and improving existing ones. However, the use of nanomaterials also raises concerns about safety, environmental impact, and ethical considerations, which are important to address as these materials continue to advance.

v. Nanodevices:

It involves the design and creation of nanoscale devices and systems, such as nanosensors, nanoelectronics, and nanomachines.

Advancements in nanotechnology have led to the development of various Nanodevices used in drug delivery systems. These devices offer precise and targeted drug delivery, minimizing side effects and improving treatment outcomes. Some of the newer Nanodevices in drug delivery include:

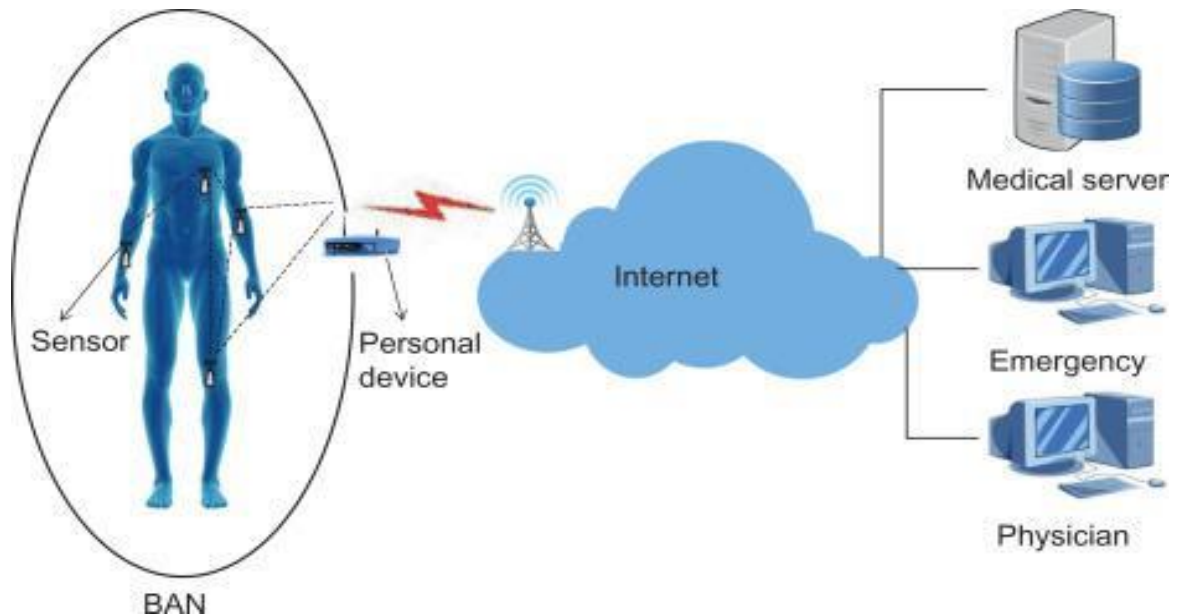


Fig-03

Nanoparticles for Targeted Drug Delivery: Nanoparticles, often made from biocompatible materials like lipids or polymers, can encapsulate drugs and release them at specific sites within the body. These nanoparticles can be functionalized with ligands or antibodies to target specific cells or tissues, making drug delivery more precise.

- a. **Nanorobots:** These are tiny, autonomous nanoscale robots designed to navigate through the body and deliver drugs to specific locations. They can be controlled remotely or programmed to respond to specific cues in the body.
- b. **Nanogels:** Nanogels are three-dimensional networks of polymer chains that can hold a significant amount of water and drug molecules. They are used for controlled drug release and are especially effective for hydrophilic drugs.
- c. **Dendrimers:** Dendrimers are highly branched, tree-like molecules with a defined structure. They can carry drugs in their branches and are customizable for specific drug delivery applications.
- d. **Nanopore-Based Drug Delivery Systems:** Nanopore membranes with precise pore sizes are used to control the release of drugs. This technology allows for the sustained release of drugs over an extended period.
- e. **Nanoscale Drug Conjugates:** These are nanodevices where drugs are chemically conjugated to nanocarriers. These conjugates can release drugs in response to specific stimuli like pH, temperature, or enzymatic activity in the body.
- f. **Nanopharmaceuticals:** These are nano-sized drug formulations that improve drug solubility, bioavailability, and stability. They can be designed to release drugs at the target site in a controlled manner.
- g. **Exosome-Based Drug Delivery:** Exosomes are natural nanosized vesicles secreted by cells. They can be engineered to carry drugs or therapeutic agents and used for targeted delivery.

These nanodevices enable more efficient drug delivery, reduced side effects, and the ability to reach previously inaccessible targets in the body. They are particularly valuable for cancer therapy, treatment of neurological disorders, and other conditions that require highly precise and controlled drug administration. As research in nanotechnology and drug delivery continues, we can expect further innovations in this field.

vi. Medical And Pharmaceutical Applications:

Nanotechnology is used in drug delivery, imaging, and diagnostics, leading to advancements in medical treatments and therapies.

Nanotechnology has made significant contributions to the field of medicine and pharmaceuticals. Here are some of its applications in these areas:

- a. **Drug Delivery:** Nanoparticles and nanocarriers are used to deliver drugs with increased precision, reducing side effects and improving therapeutic outcomes. This approach is particularly valuable for cancer treatment and various chronic diseases.
- b. **Nanoformulations:** Nanotechnology has enabled the development of nano-sized drug formulations that enhance drug solubility, bioavailability, and stability. This makes it possible to administer drugs more effectively.
- c. **Nanomedicines:** These are engineered nanostructures, such as liposomes and micelles, designed to transport and release drugs at specific sites in the body. They improve drug targeting, prolong circulation time, and reduce toxicity.
- d. **Nanorobots:** Nanoscale robots or devices can navigate within the body to perform tasks like drug delivery, surgery, or diagnostics with high precision.
- e. **Diagnostic Imaging:** Nanoparticles, such as quantum dots, are used as contrast agents in medical imaging, offering enhanced resolution and sensitivity. This aids in early disease detection.
- f. **Nanoparticle-Based Imaging Agents:** Targeted nanoparticles can carry imaging agents to specific cells or tissues, enabling the visualization of disease markers or specific structures within the body.
- g. **Theranostics:** Combining therapy and diagnostics, nanotechnology allows for simultaneous treatment and monitoring of diseases, improving patient care.
- h. **Vaccines:** Nanoparticle-based vaccines enhance the immune response, enabling more effective protection against infectious diseases.
- i. **Tissue Engineering:** Nanoscale scaffolds and materials are used in regenerative medicine to create artificial tissues and organs or promote tissue repair and regeneration.
- j. **Biosensors:** Nanoscale sensors and nanowires can detect specific biomolecules, aiding in the diagnosis of diseases and monitoring of physiological parameters.
- k. **Nanoparticle-Based Antimicrobial Agents:** Nanoscale materials are utilized to combat antibiotic-resistant bacteria and improve infection control in healthcare settings.
- l. **Personalized Medicine:** Nanotechnology enables the development of personalized therapies based on an individual's genetic makeup and specific disease characteristics.
- m. **Nanotoxicology:** The study of nanomaterial toxicity is crucial to ensure the safety of nanomedical applications.

These applications of nanotechnology in medicine and pharmaceuticals have the potential to revolutionize healthcare by improving treatment efficacy, reducing adverse effects, and enabling earlier disease detection and intervention. Continued research in this field is likely to lead to further breakthroughs and innovations.

vii. Environmental Impact:

Nanotechnology can also be used to develop solutions for environmental issues, such as water purification and pollution control.

Nanotechnology has the potential to both positively and negatively impact the environment, depending on how it is used and managed. Here are some of the environmental impacts associated with nanotechnology.



Fig-04

o Positive Environmental Impacts:

- a. **Cleaner Energy:** Nanotechnology is enabling the development of more efficient and cost-effective renewable energy technologies, such as advanced solar cells and energy storage systems, which can help reduce reliance on fossil fuels and decrease greenhouse gas emissions.
- b. **Environmental Remediation:** Nanomaterials can be used for environmental cleanup, including the removal of contaminants from soil and water. They have the potential to address pollution and reduce the environmental impact of industrial activities.
- c. **Water Purification:** Nanotechnology is improving water treatment methods by enhancing filtration and purification processes, making safe drinking water more accessible and reducing water pollution.
- d. **Air Quality Improvement:** Nanotechnology is contributing to the development of advanced air filtration systems that can reduce particulate matter and pollutants in the atmosphere, leading to improved air quality.
- e. **Reduced Resource Consumption:** Nanomaterials can enhance the performance and longevity of products, reducing the need for replacement and conserving resources. This can include more durable coatings and materials for buildings and infrastructure.

○ Negative Environmental Impacts:

- Unknown Health and Environmental Risks:** Some nanomaterials and nanoparticles may have unknown health and environmental risks. The potential for long-term effects on ecosystems and human health is a concern, and further research is needed to understand and mitigate these risks.
- Toxicity and Biodistribution:** Certain nanomaterials may be toxic to living organisms, including aquatic life and humans. Their small size and unique properties can make them challenging to monitor and control in the environment.
- Waste and Disposal Issues:** The disposal of nanomaterial-containing products and waste can pose challenges, as these materials may persist in the environment and potentially impact ecosystems and organisms.
- Energy Intensive Production:** The manufacturing of some nanomaterials and nanoparticles can be energy-intensive, which may contribute to increased energy consumption and associated environmental impacts.
- Nano-Ewaste:** As nanotechnology products become more widespread, concerns about nano-electronic waste (nano-ewaste) are emerging, posing challenges for responsible disposal and recycling.

2) LIPOSOMAL DRUG DELIVERY :

Liposomal drug delivery is a method of administering drugs using liposomes, which are tiny, artificial vesicles composed of lipids (fats). These liposomes serve as carriers or delivery vehicles for drugs. This approach has several advantages in the field of medicine and pharmaceuticals:

Liposomal drug delivery has been widely used in various medical applications, including cancer treatment, infectious disease management, and vaccination. For example, liposomal formulations of chemotherapeutic drugs can target tumor cells specifically, minimizing damage to healthy tissues. Additionally, liposomes have been used in vaccine development to enhance the immune response.

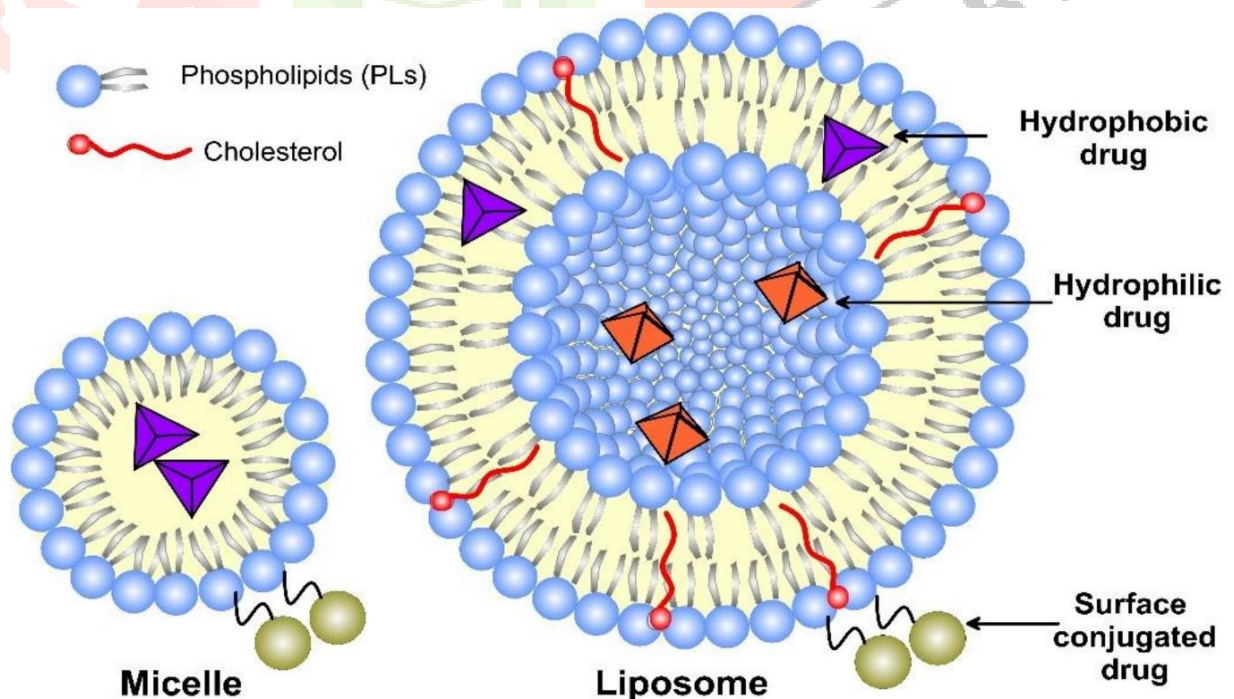


Fig-05

While liposomal drug delivery offers many benefits, challenges remain, including issues related to manufacturing, stability, and scale-up. Researchers continue to refine liposomal formulations and explore their applications in treating a wide range of medical conditions.

i.Improved Drug Solubility:

Liposomes can encapsulate drugs that are poorly soluble in water, enhancing their solubility and making them easier to administer.

Improved drug solubility refers to making drugs that are poorly soluble in water more soluble or dispersible in water-based solutions. This is a crucial factor in pharmaceutical development because drugs need to be in a soluble form to be effectively absorbed by the body and achieve their intended therapeutic effects. Here's why improved drug solubility is important and how it can be achieved:

○ Importance Of Improved Drug Solubility:

- a. Enhanced Bioavailability:** A drug's solubility significantly impacts its bioavailability, which is the fraction of the drug that reaches the systemic circulation after administration. Drugs with poor solubility may have limited bioavailability, making them less effective.
- b. Faster Onset of Action:** Drugs that dissolve quickly in the body can lead to a faster onset of action, which is important for treating acute conditions.
- c. Reduced Dosage:** By improving solubility, it's possible to reduce the required dosage of a drug to achieve the same therapeutic effect. This can minimize the risk of side effects and reduce the cost of treatment.
- d. Versatility in Formulation:** Soluble drugs can be formulated into a variety of dosage forms, including tablets, capsules, liquid suspensions, and injections, making it easier for patients to take their medications.

○ Methods to Improve Drug Solubility:

- a. Drug Formulation:** Modifying the drug's formulation, such as using salt forms or prodrugs, can enhance solubility. For instance, converting a drug into a salt form often increases its solubility.
- b. Particle Size Reduction:** Reducing the drug's particle size to the nanoscale can significantly increase its surface area and solubility. Techniques like milling, micronization, and nanonization are used for this purpose.
- c. Solubilization Agents:** Using solubilization agents or surfactants can help solubilize poorly water-soluble drugs. These agents work by forming micelles around the drug particles, preventing them from aggregating.
- d. Nanotechnology:** Nanotechnology-based approaches, such as using nanocrystals or incorporating drugs into nanoparticles or liposomes, can improve drug solubility and enhance bioavailability.
- e. Cocrystals:** Cocrystallization is a technique where the drug is combined with another compound to form a crystalline structure that has improved solubility.
- f. Amorphous Forms:** Amorphous (non-crystalline) forms of drugs often have higher solubility compared to their crystalline counterparts. Techniques like spray drying or freeze-drying can produce amorphous drugs.
- g. Complexation:** Some drugs can be complexed with cyclodextrins or other complexing agents to enhance solubility.

Improving drug solubility is an essential part of drug development, as it ensures that medications can be effectively delivered and absorbed in the body, leading to better therapeutic outcomes for patients.

ii. Targeted Drug Delivery:

Liposomes can be designed to release drugs at specific sites in the body. They can be functionalized with ligands or antibodies to target specific cells or tissues, improving drug delivery precision and reducing side effects.

Targeted drug delivery is a therapeutic approach that aims to deliver medications directly to specific cells, tissues, or organs in the body while minimizing exposure to healthy tissues. This approach offers several advantages, including increased drug effectiveness, reduced side effects, and improved patient outcomes. Here's how targeted drug delivery works .

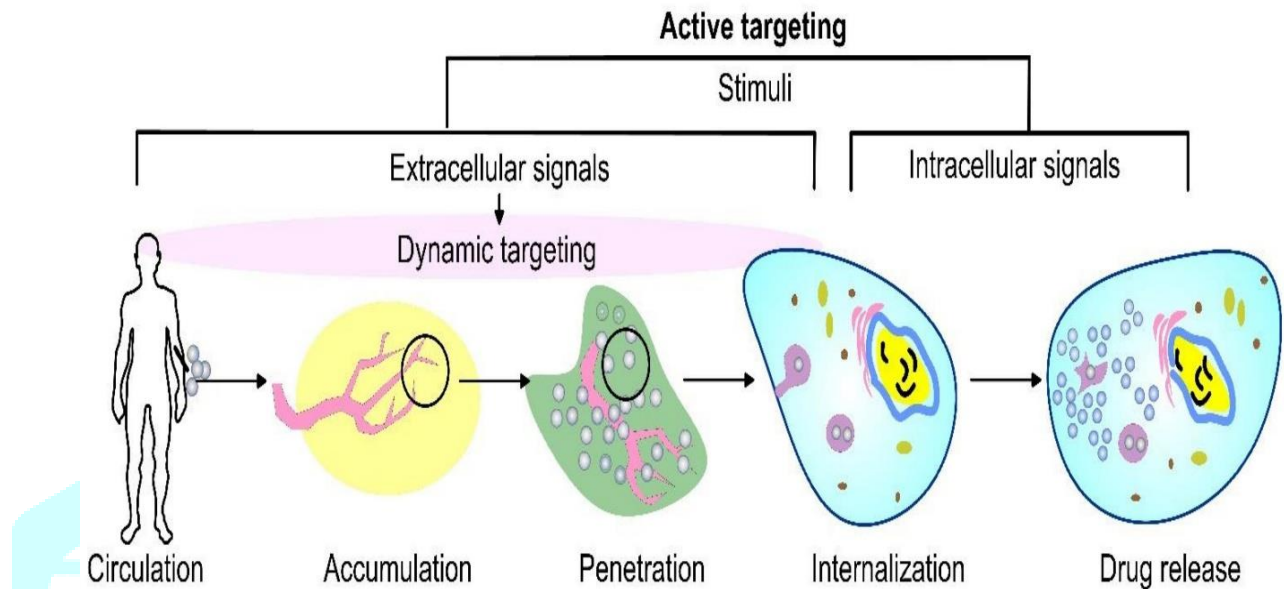


Fig-06

○ How Targeted Drug Delivery Works:

- Identification of a Target:** To target drug delivery, a specific biological target must be identified. This target could be a disease site, such as a tumor or an inflamed region, or it could involve particular cells or receptors.
- Drug Carrier:** Targeted drug delivery often employs drug carriers or drug delivery systems, such as nanoparticles, liposomes, micelles, or antibodies. These carriers can be designed to encapsulate the drug and be directed toward the intended target.
- Targeting Mechanisms:** Various targeting mechanisms can be used, including ligands or antibodies that bind to specific receptors or markers on the target cells. This ensures that the drug carrier selectively homes in on the target site.

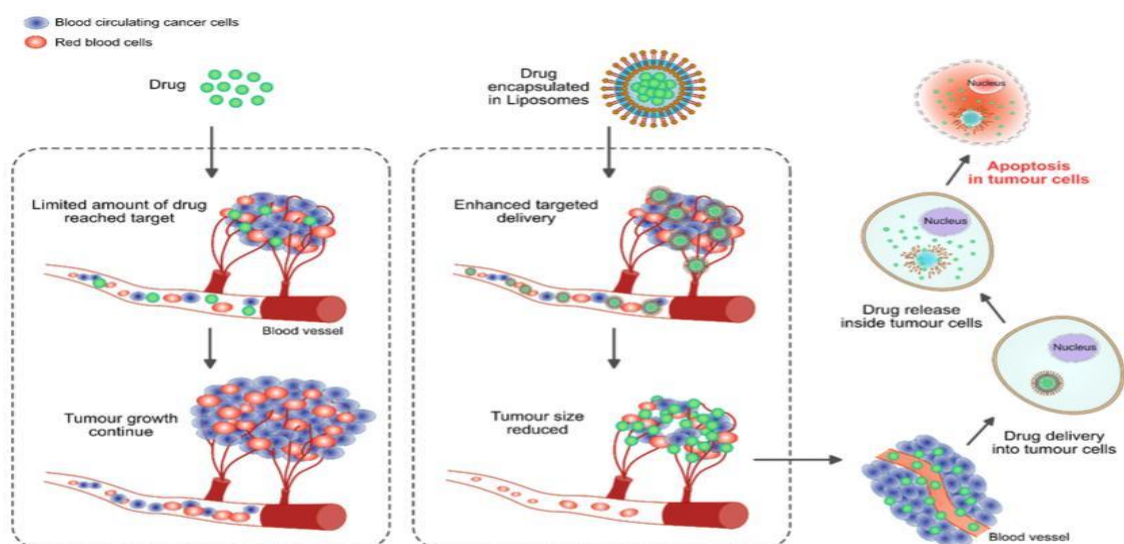


Fig-07

d. **Release at the Target:** The drug delivery system is designed to release the drug at the target site. This can be achieved through different mechanisms, such as changes in pH, enzymatic reactions, or other triggers specific to the target microenvironment.

○ **Benefits of Targeted Drug Delivery:**

- a. **Enhanced Drug Efficacy:** By delivering drugs directly to the site of action, targeted drug delivery can enhance the therapeutic effect of the medication.
- b. **Reduced Side Effects:** Because less of the drug is distributed throughout the body, exposure to healthy tissues is minimized, resulting in fewer side effects and a better safety profile.
- c. **Lower Dosage Requirements:** Targeted drug delivery allows for lower dosages of medications while maintaining effectiveness, reducing the risk of toxicity.
- d. **Improved Patient Compliance:** With fewer side effects and a lower dosage regimen, patients are more likely to adhere to their treatment plans.
- e. **Precision Medicine:** Targeted drug delivery aligns with the concept of precision medicine, tailoring treatments to the individual patient's specific needs, which can lead to better outcomes.
- f. **Treatment of Previously Inaccessible Sites:** Some diseases, like certain types of cancer, may be located in areas that are difficult to reach with conventional drug delivery. Targeted drug delivery can overcome these challenges.
- g. **Reduced Resistance:** In some cases, targeted drug delivery can help reduce the development of drug resistance by delivering drugs directly to the disease site.

Targeted drug delivery is particularly relevant in the treatment of cancer, where it can minimize the impact of chemotherapy on healthy tissues. It's also applied in the management of various other diseases, including autoimmune disorders, infectious diseases, and neurological conditions, to maximize therapeutic benefits while minimizing side effects.

iii. Enhanced Drug Stability:

Liposomes can protect drugs from degradation by enzymes, pH changes, or other environmental factors, leading to improved drug stability and longer shelf life.

Enhanced drug stability refers to improvements made in a pharmaceutical product to prolong its shelf life and maintain its effectiveness over time. This can involve various strategies, such as optimizing formulations, packaging, storage conditions, or using stabilizing agents to prevent degradation. If you have specific questions or need more information about this topic, please feel free to ask.

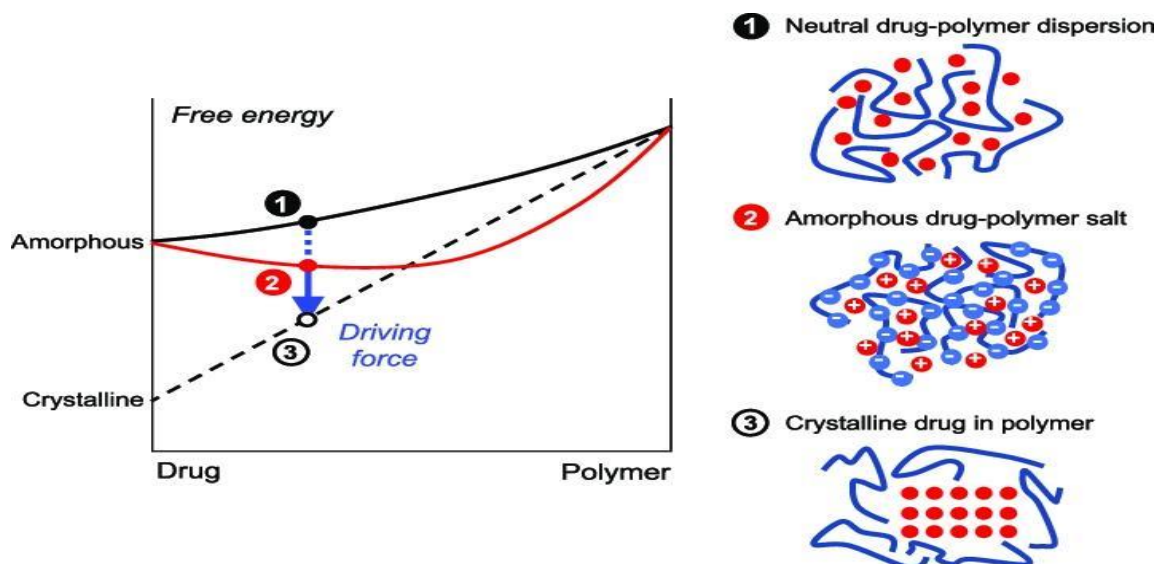


Fig-08

Enhancing drug stability can be achieved through various approaches:

- a. **Formulation Optimization:** Adjusting the drug formulation to make it more resistant to degradation. This might involve changing the excipients, pH, or other factors affecting the drug's chemical integrity.
- b. **Packaging:** Using specialized packaging materials that provide a barrier against environmental factors like light, moisture, and oxygen, which can degrade drugs. Examples include blister packs and amber vials.
- c. **Storage Conditions:** Proper storage conditions, such as temperature and humidity control, are crucial. Refrigeration, desiccants, and controlled environments help maintain drug stability.
- d. **Stabilizing Agents:** Adding stabilizing agents or antioxidants to the formulation can prevent or slow down drug degradation. These agents can neutralize harmful chemical reactions.
- e. **Quality Control:** Rigorous quality control during manufacturing and distribution ensures that the drug's stability is maintained throughout its shelf life.
- f. **Analytical Techniques:** Using advanced analytical techniques, such as high-performance liquid chromatography (HPLC) and mass spectrometry, to monitor drug stability and detect degradation products.
- g. **Shelf-Life Testing:** Conducting extensive stability studies to determine a drug's shelf life and to provide expiration dates.
- h. **Regulatory Compliance:** Adhering to regulatory guidelines and requirements for drug stability testing and labelling.

Enhancing drug stability is critical to ensure that pharmaceutical products remain safe and effective for patients over an extended period. It's an essential aspect of drug development and quality assurance.

iv. Sustained Release:

Liposomes can provide **controlled** and **sustained drug release**, allowing for a more continuous and prolonged therapeutic effect.

Sustained release refers to a drug delivery mechanism designed to release medication gradually over an extended period, ensuring a consistent therapeutic effect and potentially reducing side effects or the need for frequent dosing.

○ **Impact Of Sustained Release And Control Release :**

On Advancing Drug Delivery Technologies For Enhanced Effectiveness And Minimized Side Effects.

Sustained release and controlled release drug delivery technologies play a crucial role in advancing drug delivery for enhanced effectiveness and minimized side effects:

- a. **Improved Medication Adherence:** These technologies can reduce the frequency of dosing, which may improve patient compliance and ensure that the drug is administered as prescribed.
- b. **Enhanced Therapeutic Efficacy:** Sustained release and controlled release mechanisms maintain drug concentrations within the therapeutic range over an extended period. This can lead to better disease management and overall treatment outcomes.
- c. **Minimized Side Effects:** By releasing drugs gradually, these technologies can reduce the occurrence of peaks and troughs in drug concentrations, thereby minimizing side effects and adverse reactions.
- d. **Prolonged Duration of Action:** Sustained release and controlled release systems can extend the duration of drug action, making them suitable for chronic conditions and reducing the need for frequent dosing.

- e. **Optimized Drug Delivery:** These technologies allow for precise control over drug release rates, ensuring that the drug is delivered to the target site in the body, improving drug bioavailability, and reducing the need for high doses.
- f. **Tailored Treatment:** Controlled release systems can be designed to match the drug's pharmacokinetics and the patient's needs, resulting in a personalized and more effective treatment approach.
- g. **Reduced Toxicity:** By minimizing exposure to high drug concentrations, sustained and controlled release systems can reduce the potential for toxic effects.
- h. **Innovative Therapies:** These technologies enable the development of novel drug formulations, such as transdermal patches, implantable devices, and micro/nanoparticle-based delivery systems, expanding the possibilities for drug delivery.

Sustained release and controlled release drug delivery technologies are pivotal in advancing drug delivery, offering more effective and patient-friendly treatment options while minimizing side effects and improving therapeutic outcomes.

v.Reduced Toxicity:

By targeting drugs to specific cells or tissues, liposomal drug delivery can minimize exposure to healthy tissues, reducing drug-related toxicity.

Reduced toxicity refers to the decreased potential for harmful or adverse effects of a substance, such as a drug or chemical, when it is administered or exposed to an organism. This can be achieved through various means, including controlled drug delivery, lower doses, or the use of less toxic compounds, ultimately improving safety and minimizing harm.

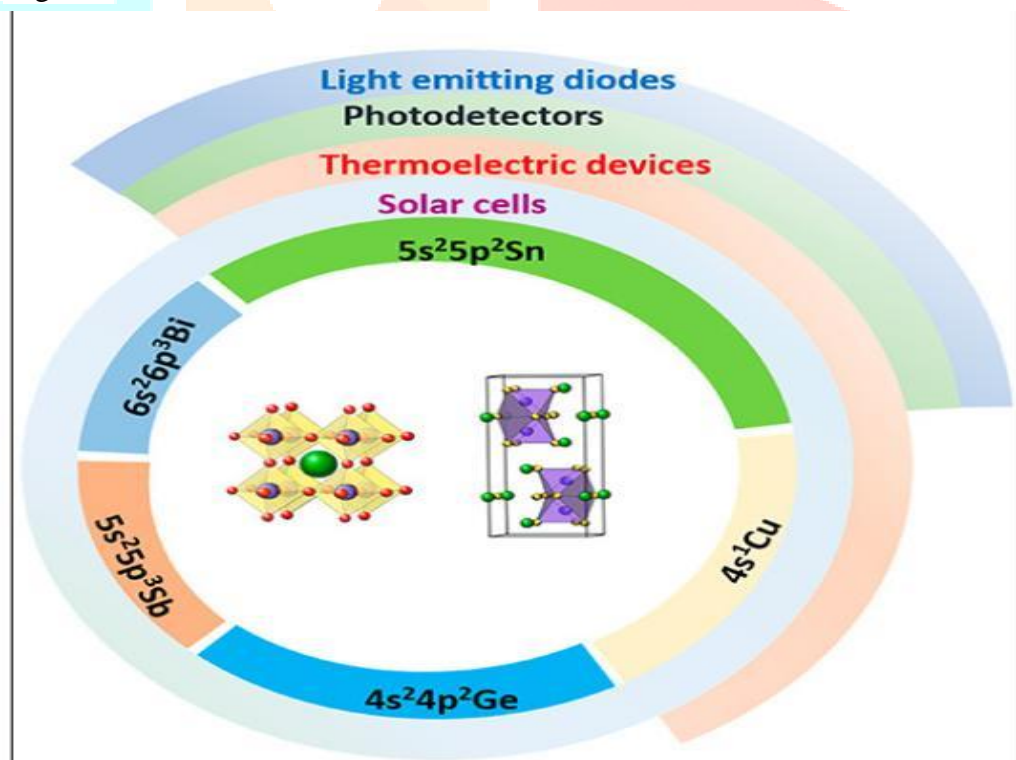


Fig-09

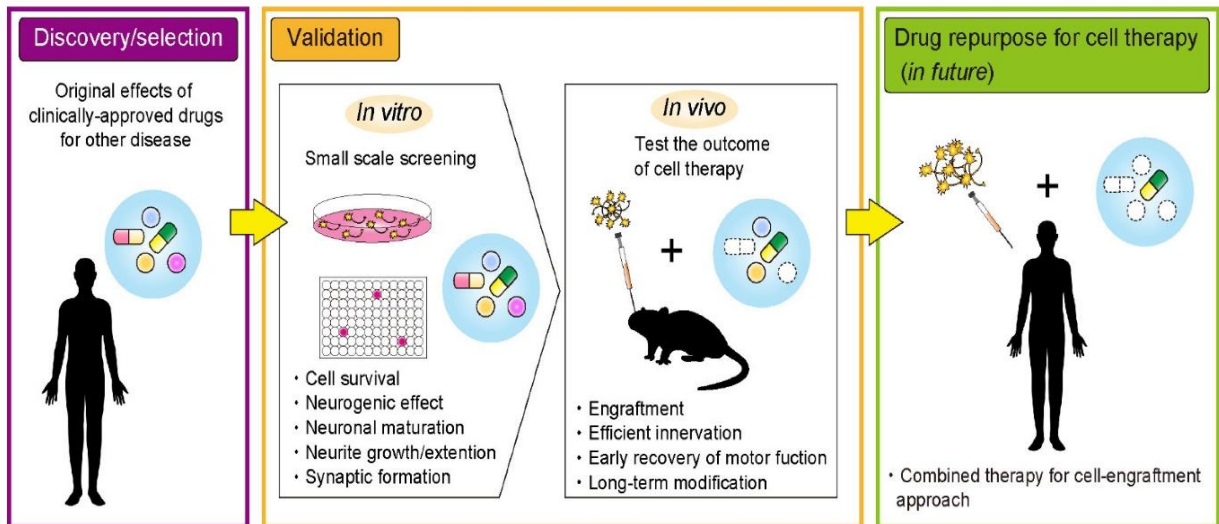
- **Reducing Toxicity Can Be Achieved Through Various Strategies, Depending On The Context And The Substance In Question. Here Are Some General Approaches To Reduce Toxicity:**
- a. **Lower Doses:** Administering smaller quantities of a substance can reduce its toxic effects. This is often used in drug administration to balance therapeutic benefits with potential side effects.
 - b. **Alternate Formulations:** Developing less toxic formulations of a substance, such as using prodrugs or modified chemical structures, can reduce its inherent toxicity while maintaining effectiveness.
 - c. **Targeted Delivery:** Utilize drug delivery technologies like nanoparticles or liposomes to specifically target affected tissues or cells, minimizing exposure to healthy tissues.
 - d. **Pharmacokinetics:** Understanding the substance's pharmacokinetics helps in optimizing dosage regimens to reduce toxicity while maintaining therapeutic levels.
 - e. **Safety Testing:** Rigorous pre-clinical and clinical testing is crucial to identify potential toxic effects early in the development of drugs or chemicals.
 - f. **Toxicity Prediction:** Employ computational models and in vitro assays to predict and assess toxicity, allowing for early interventions in substance development.
 - g. **Elimination Enhancements:** Improve the substance's excretion rate or metabolism to reduce its residence time in the body, decreasing its potential for toxicity.
 - h. **Combination Therapies:** Combining substances with complementary actions can lower the required dosage of each, reducing their individual toxicities.
 - i. **Patient Monitoring:** Regular monitoring of patients receiving potentially toxic substances allows for early detection of adverse effects and timely intervention.
 - j. **Regulatory Oversight:** Stringent regulatory approval processes ensure that substances are safe and effective before they reach the market.
 - k. **Education and Awareness:** Raising awareness about the proper use and potential risks of substances can help individuals and healthcare providers take steps to reduce toxicity.
 - l. **Substance Replacement:** In some cases, replacing a highly toxic substance with a less toxic alternative is the most effective approach.

Reducing toxicity often involves a combination of these strategies, with the goal of minimizing harm while still achieving the desired therapeutic or functional effects.

vi. Combination Therapies:

Liposomes can encapsulate multiple drugs, making it possible to deliver combination therapies in a single formulation.

Combination therapies refer to the use of two or more treatments or interventions to address a particular medical condition or disease. They are often employed to improve effectiveness, reduce side effects, or target multiple aspects of a disease. These can include combining medications, different treatment modalities, or lifestyle changes. If you have a specific question about combination therapies, please provide more details, and



I'd be happy to assist further.

Fig-10

○ Impact Of Combination Therapies:

Combination therapies can have several significant impacts on the treatment of various medical conditions:

- Increased Efficacy:** Combining multiple treatments can often lead to more effective results by targeting different aspects of a disease or condition simultaneously. This is particularly useful for complex conditions, such as cancer or HIV.
- Reduced Side Effects:** By using lower doses of multiple medications, combination therapies can sometimes reduce the side effects associated with high doses of a single drug. This can improve a patient's quality of life during treatment.
- Overcoming Resistance:** Some diseases, like bacteria or cancer cells, can develop resistance to a single treatment over time. Combining therapies can help overcome this resistance by attacking from different angles.
- Improved Disease Management:** For chronic conditions, such as diabetes or hypertension, a combination of medications, lifestyle changes, and dietary modifications can better control the disease and prevent complications.
- Personalized Treatment:** Combination therapies can be tailored to an individual's specific needs, taking into account factors like genetics, coexisting conditions, and treatment responses.
- Challenges and Costs:** However, combination therapies can also come with challenges, including increased complexity, potential interactions between drugs, and higher treatment costs.

The impact of combination therapies varies depending on the specific condition and the treatments involved. It's important for patients to work closely with their healthcare providers to determine the most appropriate and effective combination therapy for their individual needs.

vii.Improved Pharmacokinetics:

Liposomes can alter the pharmacokinetics of drugs, such as extending the time drugs remain in the bloodstream, leading to more effective treatment.

Improved pharmacokinetics refer to enhancements in the way drugs are absorbed, distributed, metabolized, and eliminated in the body. This can result in more effective and safer drug use. Several strategies can lead to improved pharmacokinetics:

- Enhanced Bioavailability:** Modifications to drug formulations can increase the amount of the drug that enters the bloodstream, making it more effective. For example, using prodrugs that convert into the active form in the body.
- Extended Release:** Formulating drugs to release slowly over time can maintain therapeutic levels in the bloodstream, reducing the need for frequent dosing and improving patient compliance.
- Drug Combinations:** Combining two or more drugs in a single formulation can result in improved pharmacokinetics by targeting multiple aspects of a disease or increasing the drug's bioavailability.
- Nanotechnology:** Nanoparticles can be used to improve drug delivery, allowing for better targeting of specific tissues and reducing off-target effects.
- Pharmacogenetics:** Tailoring drug therapies to a patient's genetic makeup can optimize drug selection and dosing, reducing the risk of adverse reactions.

Improved pharmacokinetics can lead to better treatment outcomes, reduced side effects, and increased patient adherence to treatment plans. It's an important area of research and development in the pharmaceutical industry to optimize the effectiveness of drugs while minimizing potential harm.

viii.Reduced Immunogenicity:

Liposomal drug formulations are often less immunogenic, reducing the risk of an immune response against the drug.

Reduced immunogenicity refers to a situation where a substance, such as a drug or vaccine, is less likely to provoke an immune response in the body. This can be advantageous in some cases, like reducing the risk of allergic reactions or ensuring a vaccine is well-tolerated. If you have specific questions about reduced immunogenicity, please feel free to ask.

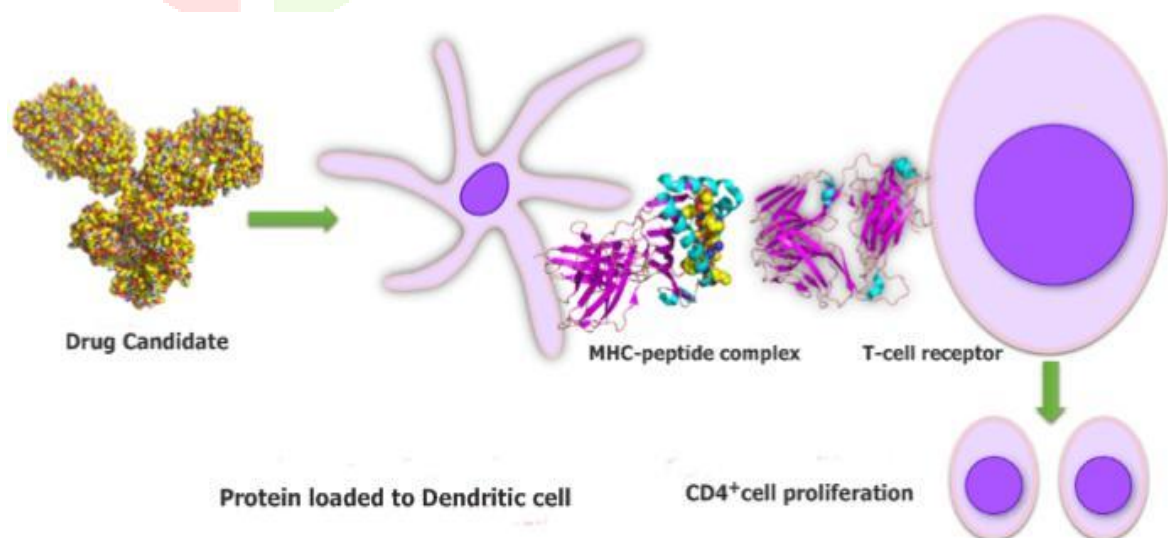


Fig-11

○ **Impact Of Reduced Immunogenicity:**

The impact of reduced immunogenicity can vary depending on the context in which it occurs. Here are a few potential impacts:

- a. **Vaccine Safety:** In the context of vaccines, reduced immunogenicity might be desired to minimize adverse reactions. Vaccines with high immunogenicity can sometimes lead to stronger side effects, so reducing it can make a vaccine safer and more tolerable.
- b. **Therapeutic Drugs:** In some cases, drugs with reduced immunogenicity are preferred to minimize the risk of allergic reactions or autoimmune responses in patients.
- c. **Effectiveness:** On the other hand, in vaccines or treatments for infectious diseases, reduced immunogenicity may reduce the effectiveness. A less immunogenic vaccine might not provide adequate protection against the targeted pathogen.
- d. **Patient Variability:** Reduced immunogenicity can lead to variability in patient responses. Some individuals might not mount a sufficient immune response, which can be problematic for vaccines intended to confer immunity.
- e. **Boosters and Additional Doses:** In cases of reduced immunogenicity, boosters or additional doses of a vaccine or treatment may be necessary to achieve the desired level of immunity or therapeutic effect.

The desired level of immunogenicity can vary depending on the specific medical intervention and the population it targets. Balancing safety and efficacy is a key consideration in healthcare and vaccine development.

3) MICRONEEDLES :

Microneedles are tiny, needle-like structures typically ranging from 25 to 1500 micrometres' in length. They are often used for medical, pharmaceutical, and cosmetic applications. In medicine, microneedles are utilized for minimally invasive drug delivery and sampling, as they can penetrate the skin's upper layers without causing significant pain. They are also employed in various skincare treatments, such as microneedling, to improve skin texture and promote collagen production. The technology has continued to evolve, offering new possibilities for drug delivery and various other applications.

These needles can penetrate the skin's upper layers without causing significant pain or damage, making them suitable for applications like delivering medications or collecting small amounts of blood for diagnostic purposes. In the cosmetic industry, microneedling treatments use these needles to create controlled micro-injuries in the skin, stimulating collagen production and improving skin texture. Microneedles have a wide range of potential applications and are continually evolving in their uses and technologies.

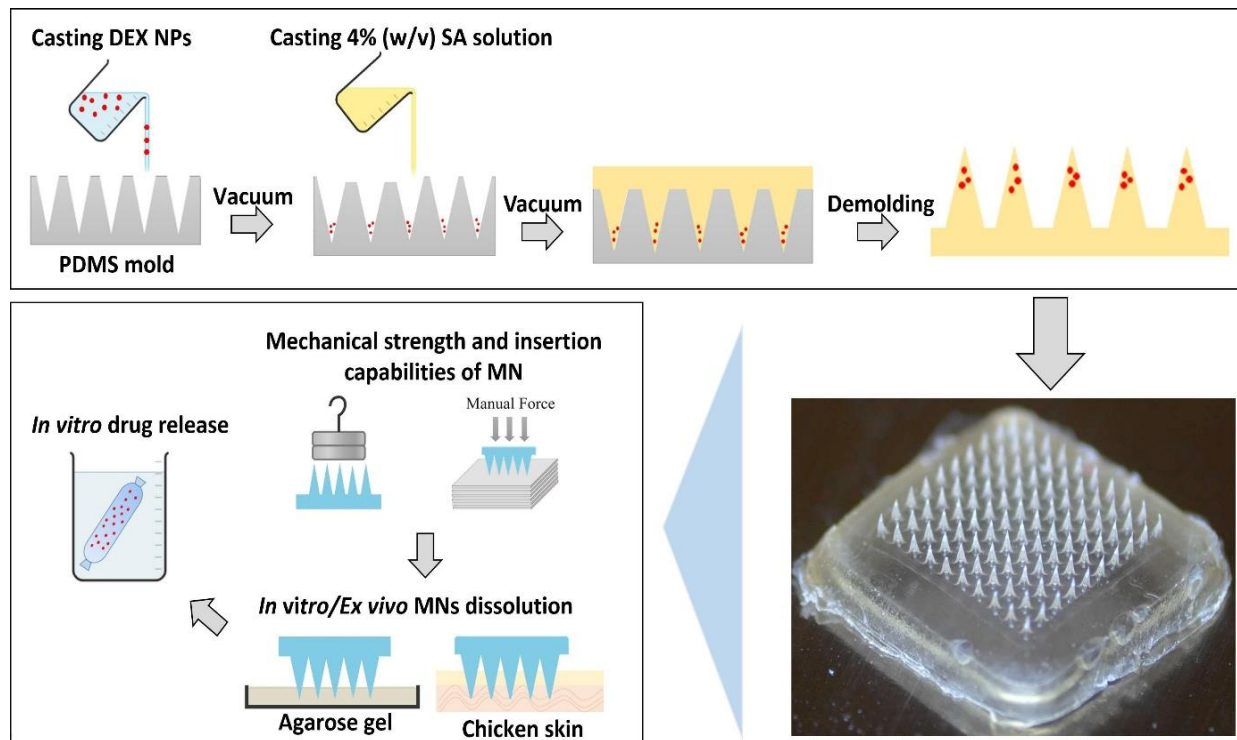


Fig-12

○ **Microneedles Play A Crucial Role In Advancing Drug Delivery Technologies For Enhanced Effectiveness And Minimized Side Effects In The Following Ways:**

- Minimally Invasive Delivery:** Microneedles allow drugs to be administered through the skin's outermost layer, the stratum corneum, without causing significant pain or damage. This minimally invasive approach reduces patient discomfort and risk of infection compared to traditional hypodermic needles.
- Precise Targeting:** Microneedles can be designed to target specific skin layers or even underlying tissues, which is particularly beneficial for drugs that need to act at a localized site within the body. This precise targeting enhances drug effectiveness while minimizing systemic exposure and side effects.
- Controlled Release:** Microneedles can be engineered to provide controlled and sustained release of drugs over time. This is particularly useful for medications that require steady, long-term dosing, ensuring therapeutic levels are maintained while minimizing fluctuations and side effects.
- Improved Bioavailability:** By bypassing the digestive system and first-pass metabolism, microneedles can enhance the bioavailability of certain drugs. This means that a higher percentage of the administered drug reaches the bloodstream intact, leading to increased effectiveness.
- Patient Compliance:** Microneedles can be designed for self-administration, making it easier for patients to adhere to their treatment regimens. This can improve the effectiveness of drug delivery by ensuring that patients receive the right doses at the right times.
- Reduced Side Effects:** By delivering drugs directly to the target site, microneedles can reduce the risk of systemic side effects and adverse reactions. This is especially important for potent drugs or those with a narrow therapeutic window.
- Enhanced Drug Stability:** Some medications are sensitive to environmental factors, such as light and oxygen. Microneedles can protect these drugs during storage and delivery, ensuring their stability and effectiveness.

Microneedles hold great promise in advancing drug delivery technologies by making treatments more effective, convenient, and with fewer side effects, thus improving patient outcomes and quality of life.

4) **IMPLANTABLE DEVICES :**

Implantable devices are medical devices that are designed to be surgically inserted or implanted into the body.

These devices are used for various medical purposes, such as monitoring, supporting, or treating specific medical conditions. They are typically placed within the body during a surgical procedure and can remain there for an extended period of time.

Implantable devices serve a wide range of functions, including regulating heart rhythms, managing chronic pain, restoring hearing, replacing joints, providing contraception, and delivering medications, among other medical applications. These devices have significantly improved the treatment and quality of life for many patients with various health conditions.

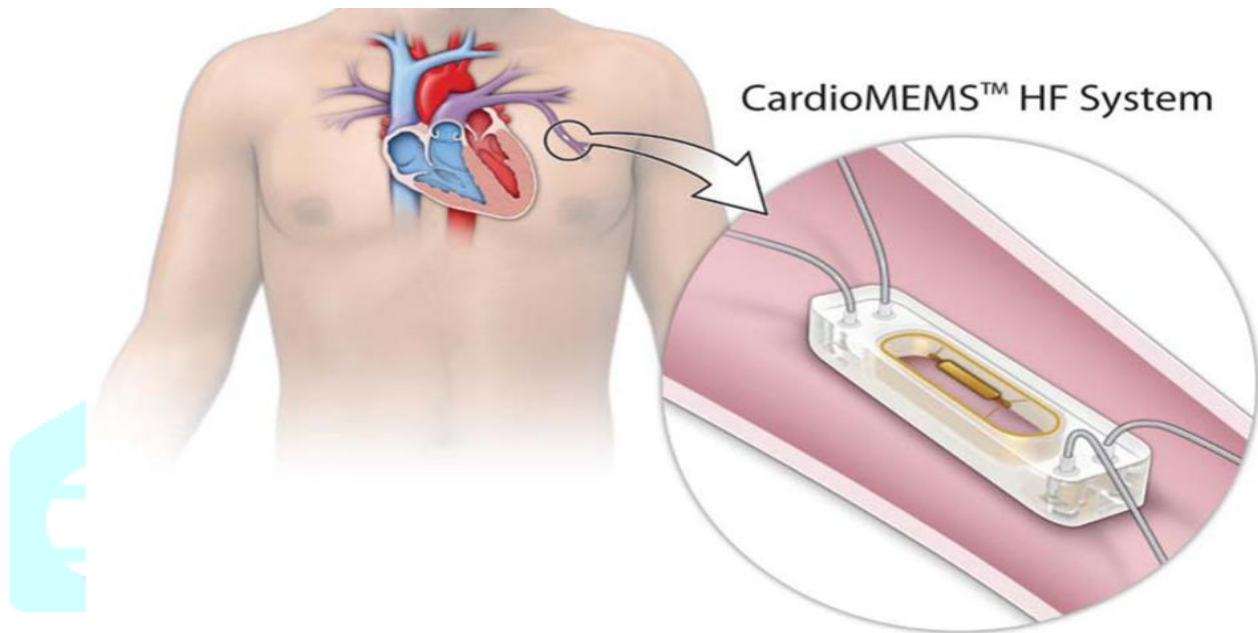


Fig-13

- **Implantable Devices Are Medical Devices That Are Surgically Inserted Into The Body To Treat, Monitor, Or Support Various Medical Conditions. “They can have many uses, such as:”**
 - a. Cardiac Devices: Such as pacemakers and implantable cardioverter-defibrillators (ICDs) to regulate heart rhythms.
 - b. Neurostimulators: These are used to manage chronic pain, Parkinson’s disease, and other neurological conditions.
 - c. Cochlear Implants: For individuals with severe hearing loss, cochlear implants can help restore some level of hearing.
 - d. Artificial Joints: Implants like hip and knee replacements can enhance mobility and alleviate pain for people with joint issues.
 - e. Dental Implants: Used to replace missing teeth by anchoring artificial teeth to the jawbone.
 - f. Implantable Contraceptives: Such as hormonal implants or intrauterine devices (IUDs) for birth control.
 - g. Intraocular Lenses: Replacing the eye’s natural lens during cataract surgery to restore vision.
 - h. Subcutaneous Drug Delivery Devices: Implants that release medication over time, providing a consistent drug dose.
 - i. Biological Implants: Tissue or organ implants, like heart valves or artificial organs, used in transplantation.

Implantable devices have greatly improved the quality of life for many patients, but they also come with potential risks and require careful monitoring and maintenance. The decision to use an implantable device is made on a case-by-case basis, taking into account the individual's medical needs and the potential benefits and risks.

5) **BIODEGRADABLE POLYMERS :**

Biodegradable polymers are a type of polymers (large molecules composed of repeating subunits) that can be broken down into simpler, non-toxic substances by natural processes over time. These polymers are designed to be environmentally friendly because they can decompose in a way that doesn't harm the environment.

They are used in various applications, including packaging materials, agricultural films, medical devices, and more, where reducing environmental impact and plastic waste is a concern. Biodegradable polymers can be made from various sources, such as starch, cellulose, or synthetic biodegradable materials like polylactic acid (PLA) and polyhydroxyalkanoates (PHA).

Biodegradable polymers, also known as biopolymers, are a class of polymers or plastics that have the ability to break down into simpler, environmentally benign substances when exposed to natural environmental conditions. Unlike traditional plastics, which can persist in the environment for hundreds of years, biodegradable polymers can be decomposed by microorganisms and environmental factors like sunlight, heat, and moisture.

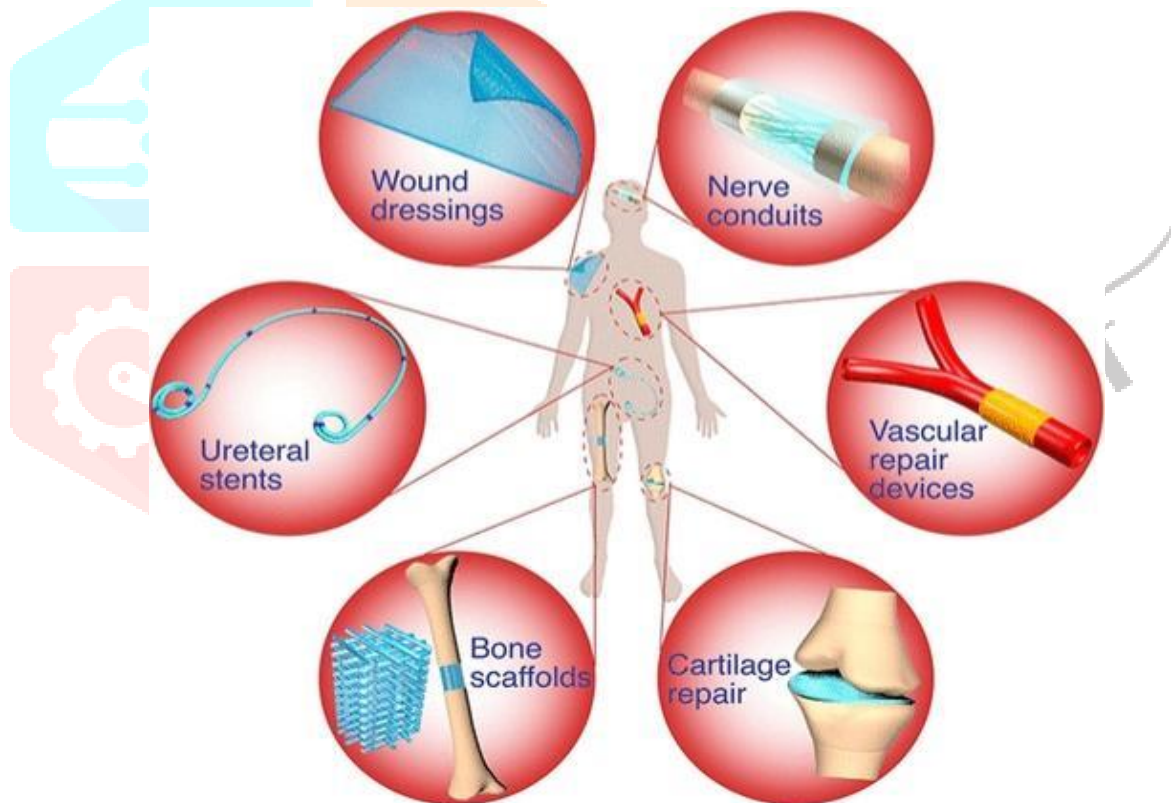


Fig-14

These polymers are designed to address the growing concerns about plastic pollution and the environmental impact of non-biodegradable plastics. Biodegradable polymers can be sourced from various materials, including:

1. **Natural Sources:** Some biodegradable polymers are derived from renewable resources like starch, cellulose, and proteins. For example, polylactic acid (PLA) is made from fermented plant starch (usually corn) and is commonly used for biodegradable plastics.
2. **Synthetic Biodegradable Polymers:** Some polymers are synthesized using petrochemicals but are designed to break down more readily than traditional plastics. Polyhydroxyalkanoates (PHA) are examples of such synthetic biodegradable polymers.

○ **Impact Of Biodegradable Polymers : On Advancing Drug Delivery Technologies For Enhanced Effectiveness And Minimized Side Effects .**

Biodegradable polymers have made significant contributions to advancing drug delivery technologies for enhanced effectiveness and minimized side effects. Here are some key impacts:

- a. **Controlled Release:** Biodegradable polymers can be designed to break down at a controlled rate, allowing for sustained drug release over an extended period. This is particularly valuable for medications that require a steady dosage to maintain therapeutic levels in the body.
- b. **Targeted Delivery:** Biodegradable polymer carriers can be engineered to transport drugs directly to the intended site within the body, such as a tumor or specific tissue. This minimizes systemic exposure and reduces side effects associated with off-target drug distribution.
- c. **Improved Drug Stability:** Biodegradable polymers can protect sensitive drugs from degradation, enhancing their stability during storage and transit. This ensures that the drug remains effective when administered.
- d. **Reduced Toxicity:** By minimizing the exposure of healthy tissues to the drug, biodegradable polymers help reduce the toxicity and side effects associated with many drugs, enhancing patient safety and comfort.
- e. **Personalized Medicine:** These polymers enable the development of personalized drug delivery systems, tailoring treatment to an individual's unique needs, which can result in improved therapeutic outcomes and reduced side effects.
- f. **Patient Compliance:** Biodegradable polymer-based drug delivery systems often require fewer administrations, leading to better patient compliance with treatment regimens and reducing the risk of missed doses.
- g. **Minimized Invasive Procedures:** Biodegradable implants or devices can deliver drugs locally, reducing the need for frequent invasive procedures, such as injections or surgeries, which can have their own associated risks and complications.
- h. **Environmental Impact:** Biodegradable polymers are eco-friendly and do not contribute to long-lasting environmental pollution, as they naturally break down into non-toxic by-products.

The use of biodegradable polymers in drug delivery technologies has the potential to revolutionize the effectiveness and safety of drug treatments by tailoring drug delivery to individual patient needs while minimizing side effects and environmental impact.

6) GENE THERAPY :

Gene therapy can be used to treat a wide range of diseases, including genetic disorders such as cystic fibrosis, haemophilia, and sickle cell anemia. It's also being explored for various acquired diseases, like certain types of cancer, by modifying the genes within cancer cells to stop their growth or cause them to self-destruct.

The field of gene therapy is continually evolving, with ongoing research and clinical trials to improve its safety and effectiveness. While it holds great promise for treating previously untreatable diseases, gene therapy also raises ethical and regulatory questions, particularly in the context of germline gene editing (making heritable changes to the DNA in sperm or egg cells).

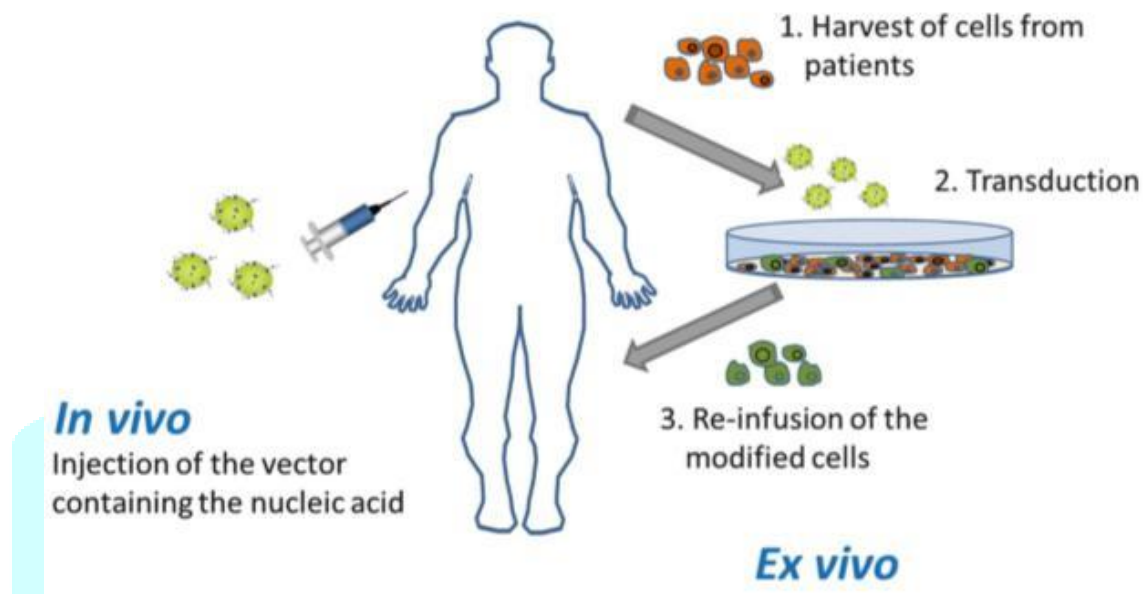


Fig-15

○ **Types Of Gene Therapy :**

Gene therapy can be categorized into several types based on the specific goals and approaches used to modify or introduce genes into a patient's cells. Here are the main types of gene therapy:

a) **Gene Replacement Therapy:**

- **Insertion of Normal Genes:** This type aims to replace a faulty or missing gene with a functional copy. It is commonly used to treat genetic disorders caused by a single gene mutation, like cystic fibrosis.

b) **Gene Augmentation Therapy:**

Supplementing the Missing or Defective Gene: Instead of replacing the entire gene, this therapy involves adding extra copies of the functional gene to enhance its activity. It is used in conditions where the existing gene is partially functional, like some types of muscular dystrophy.

c) **Gene Inhibition Therapy:**

- **Reducing or Silencing Harmful Genes:** This approach is used to reduce the expression of harmful genes, often in the context of cancer or certain genetic disorders. Techniques like RNA interference (RNAi) can be used to silence specific genes.

d) Gene Editing Therapy:

- **Precise Modification of Genes:** Gene editing techniques, such as CRISPR-Cas9, allow for the precise modification of a patient's DNA. This can involve correcting genetic mutations or introducing desired changes.

e) Immune Gene Therapy:

- **Enhancing the Immune System:** This type of therapy involves modifying a patient's immune cells to improve their ability to target and destroy cancer cells. CAR T-cell therapy is one example.

f) Oncolytic Virotherapy:

- **Using Viruses to Target Cancer Cells:** Certain viruses can be engineered to selectively infect and kill cancer cells, serving as a form of gene therapy for cancer treatment.

g) Ex Vivo vs. In Vivo Gene Therapy:

- **Ex Vivo:** In this approach, cells (usually blood cells or stem cells) are removed from the patient's body, genetically modified outside the body, and then returned to the patient. This is often used in disorders like severe combined immunodeficiency (SCID).
- **In Vivo:** Here, gene therapy is directly applied to the patient's body without removing cells. This can involve injecting viral vectors or gene-editing tools into the patient's tissues or bloodstream.

h) Germline vs. Somatic Gene Therapy:

- **Germline:** Involves modifying the DNA in sperm or egg cells, which can result in changes passed on to future generations. This is ethically and legally complex and has not been widely pursued.
- **Somatic:** Targets specific cells or tissues in the patient, and the genetic changes are not passed on to their offspring. Most current gene therapy is somatic.

Each type of gene therapy has specific applications and considerations based on the nature of the disease being treated, the targeted cells or tissues, and the intended genetic modifications. Researchers continue to explore and refine these approaches to develop more effective and safe treatments.

Gene therapy is a medical approach that involves modifying or introducing genetic material into a person's cells to treat or prevent disease. The primary goal of gene therapy is to correct or replace faulty genes responsible for diseases, offering the potential for long-term or even permanent treatment.

○ Here's how it works:

- Identification of the Problem Gene:** Gene therapy starts with identifying the specific gene or genes responsible for a particular disease, which could be due to genetic mutations or other factors.
- Delivery of Corrected Genes:** There are different methods for delivering the corrected or therapeutic genes into the patient's cells. This can involve the use of viral vectors (modified viruses that can carry the therapeutic gene into the cells) or non-viral methods. In some cases, gene editing techniques like CRISPR-Cas9 are used to directly modify the patient's DNA.
- Integration and Expression:** Once the corrected genes are delivered into the target cells, they need to integrate with the patient's DNA and start functioning properly. This may involve replacing or repairing the defective gene, adding a new gene, or modifying the regulation of existing genes.
- Treatment and Monitoring:** The patient is then monitored to ensure that the gene therapy is effective and safe. This may require regular check-ups, tests, and assessments to track the progress of the treatment.

7) SMART DRUG DELIVERY SYSTEM :

Smart drug delivery, also known as intelligent drug delivery or targeted drug delivery, refers to a system or technology designed to deliver medication or therapeutic agents to specific target sites in the body with precision, control, and often in response to specific signals or conditions. This approach offers several advantages, including improved treatment effectiveness, reduced side effects, and enhanced patient compliance.

Smart drug delivery systems represent a cutting-edge approach in the field of medicine, offering a highly sophisticated way to administer medications with precision and control. Unlike conventional drug delivery methods, which are often limited in their ability to target specific sites or adapt to changing conditions within the body, smart drug delivery systems are engineered to respond intelligently to a variety of stimuli and conditions. This technology holds the promise of enhancing the effectiveness of medical treatments while minimizing side effects and improving patient compliance.

At the heart of smart drug delivery is the concept of delivering therapeutic agents to precise locations within the body, such as tumor sites, inflamed tissues, or specific organs. By doing so, these systems reduce the exposure of healthy tissues to medication and enhance the bioavailability of drugs, ultimately leading to more effective and safer treatment regimens.

One of the distinguishing features of smart drug delivery is its capacity to respond to various cues. These cues might include changes in pH, temperature, enzyme activity, or the presence of specific molecules. By harnessing these triggers, smart drug delivery systems can release medication at the right time and in the right place. This not only ensures that therapeutic concentrations are maintained but also minimizes the potential for side effects and toxicity.

Furthermore, smart drug delivery systems are associated with improved patient compliance. With the ability to simplify treatment regimens and reduce the need for frequent administrations, they enhance patients' willingness and ability to adhere to their prescribed therapies.

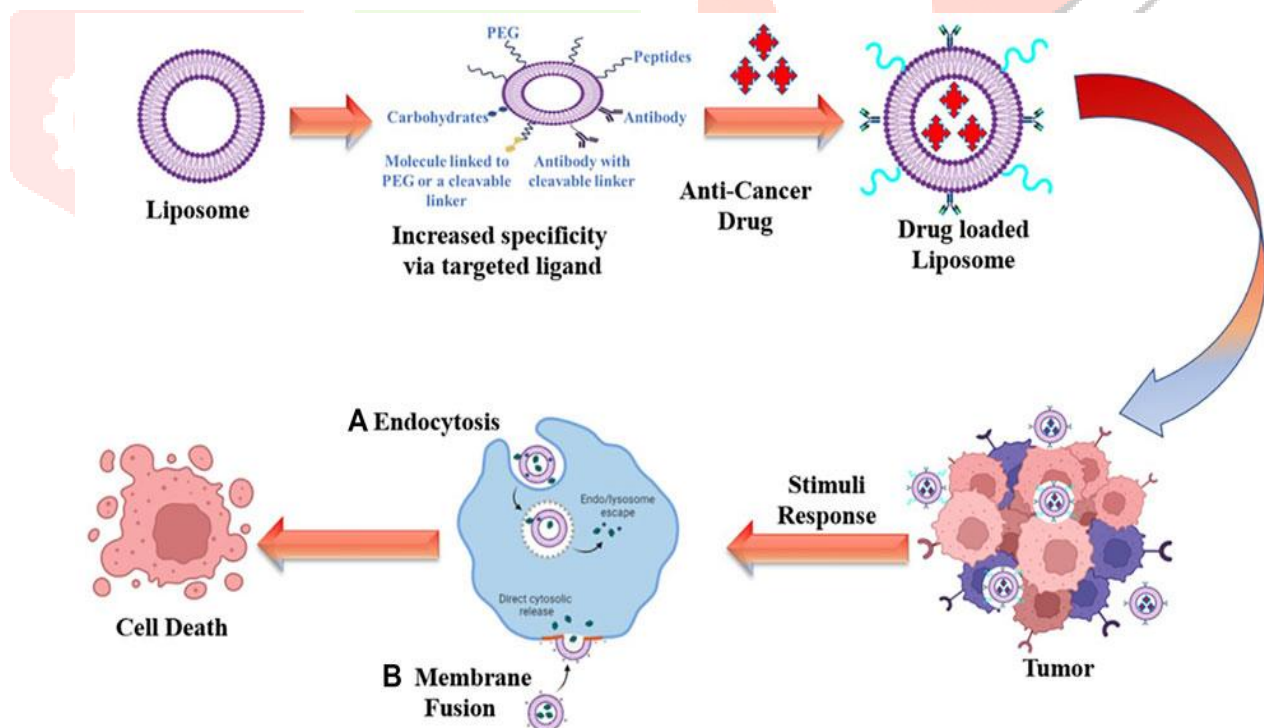


Fig-16

The applications of smart drug delivery are diverse, ranging from cancer treatment to diabetes management and autoimmune diseases. Researchers continue to explore and refine this field, seeking to develop ever more advanced systems that offer safer and more effectiveness and treatment options to treated the various types of desies.

○ **The Key Aspects Of Smart Drug Delivery Include:**

- a. **Targeted Delivery:** Ensuring that drugs are delivered to specific sites or cells within the body, minimizing damage to healthy tissues.
- b. **Controlled Release:** Regulating the rate and timing of drug release to maintain therapeutic levels in the body over a desired duration.
- c. **Triggered Release:** Releasing drugs in response to specific stimuli or changes in physiological conditions, such as pH, temperature, or the presence of particular biomarkers.
- d. **Personalization:** Tailoring drug delivery systems to individual patient characteristics, optimizing treatment for each person's unique needs.
- e. **Reduced Side Effects:** Minimizing adverse effects by delivering drugs only where they are needed and in appropriate doses.
- f. **Improved Patient Compliance:** Enhancing patient adherence to treatment regimens through convenient and effective drug delivery systems.

Smart drug delivery systems encompass a wide range of technologies, including nanoparticles, microchips, implantable devices, and responsive polymers, among others. These innovations hold great potential in various medical fields, from cancer therapy to diabetes management and beyond, ultimately leading to more precise and efficient healthcare.

○ **Impact Of Smart Drug Delivery :**

The impact of smart drug delivery systems is significant and extends to various aspects of healthcare and patient well-being. Some of the key impacts include:

- a. **Improved Treatment Efficacy:** Smart drug delivery systems can target specific cells or tissues, ensuring that medications are delivered precisely where they are needed. This improves the effectiveness of treatment and can lead to better patient outcomes.
- b. **Enhanced Safety:** By minimizing exposure of healthy tissues to medications, smart drug delivery systems reduce the risk of side effects and adverse reactions. This is particularly crucial in treatments with potent or toxic drugs.
- c. **Reduced Dosage Frequency:** Controlled and sustained drug release can allow for less frequent dosing, which can lead to improved patient compliance and a better quality of life for individuals with chronic conditions.
- d. **Personalized Medicine:** Smart drug delivery enables tailoring treatment regimens to individual patients based on their unique characteristics. This can optimize therapeutic outcomes and reduce the trial-and-error approach in drug selection.
- e. **Minimized Toxicity:** Drug delivery systems that release drugs in response to specific triggers can minimize toxicity by ensuring that drugs are active only when required. This is especially relevant in chemotherapy and cancer treatments.
- f. **Lower Healthcare Costs:** More effective drug delivery can reduce the need for hospitalizations and additional medical interventions, ultimately lowering healthcare costs.

- g. **Advancements in Disease Management:** Smart drug delivery has the potential to revolutionize the management of chronic conditions such as diabetes, by providing more precise insulin delivery and reducing the burden on patients.
- h. **Enhanced Research and Drug Development:** These systems can accelerate drug development by facilitating more accurate in vitro and in vivo testing, which can lead to faster approval and access to new medications.
- i. **Improved Quality of Life:** Patients benefit from fewer side effects, less pain, and reduced treatment-related disruptions to their daily lives.
- j. **Reduced Drug Resistance:** Controlled drug release can help mitigate the development of drug resistance, a common problem in various treatments, such as antibiotics and cancer therapy.
- k. **Potential for New Therapies:** Smart drug delivery enables the development of therapies that were not previously possible due to the limitations of conventional drug delivery methods.
- l. **Customized Treatments for Aging Populations:** With an aging global population, smart drug delivery can provide solutions for age-related conditions, such as neurodegenerative diseases and cardiovascular issues.

8) **3D PRINTING :**

3D printing, or additive manufacturing, is a ground-breaking technology that lets you make 3D objects from digital designs. It works by layering material, often plastic, metal, or resin, one thin cross-section at a time, gradually building up the final object. This process offers numerous advantages, including the ability to produce intricate and customized objects, rapid prototyping, and reduced waste compared to traditional manufacturing methods. 3D printing has applications in various industries, from aerospace and healthcare to automotive and fashion, making it a versatile and transformative technology with the potential to reshape how we design and produce objects. It has diverse applications in industries such as aerospace, healthcare, automotive, architecture, and more, making it a versatile tool for innovation and production.

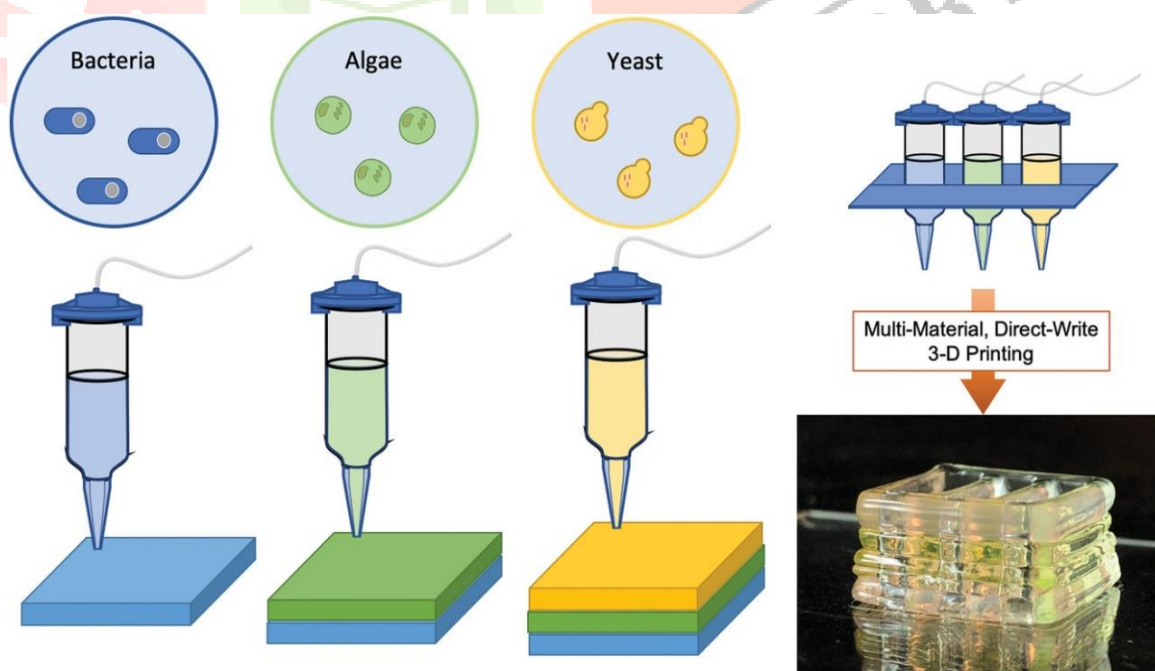


Fig-17

○ **Impact Of 3d Printing : On Advancing Drug Delivery Technologies For Enhanced Effectiveness And Minimized Side Effects .**

3D printing has had a significant impact on advancing drug delivery technologies, offering several advantages for enhancing effectiveness and minimizing side effects:

- a. **Personalized Medication:** 3D printing enables the customization of drug formulations based on individual patient needs. This personalization allows for precise dosing and tailoring of drug release profiles, potentially reducing side effects and increasing therapeutic effectiveness.
- b. **Complex Drug Release Profiles:** 3D printing allows for the creation of complex geometries and structures, which can be designed to control drug release. This is particularly valuable for delivering drugs with specific release kinetics, such as sustained or pulsatile release, to optimize treatment outcomes.
- c. **Polymorphism and Solubility Enhancement:** 3D printing can create drug formulations with improved solubility and bioavailability, addressing challenges associated with poorly soluble drugs. This can lead to more efficient drug delivery and reduced side effects.
- d. **Combination Therapies:** 3D printing enables the incorporation of multiple drugs or therapeutic agents into a single dosage form. This can improve patient compliance, reduce the number of pills a patient needs to take, and enhance the synergistic effects of combination therapies.
- e. **Reduced Manufacturing Complexity:** 3D printing simplifies the manufacturing process by allowing for the consolidation of multiple drug components into a single dosage form. This reduces the risk of errors, improves consistency, and lowers production costs.
- f. **Patient-Specific Implants:** In cases where implants or drug-eluting devices are required, 3D printing can create patient-specific devices that fit precisely, leading to better drug delivery with fewer side effects.
- g. **Rapid Prototyping and Iteration:** 3D printing allows for the quick and cost-effective prototyping of drug delivery devices, enabling researchers to iterate and refine their designs more efficiently.
- h. **Accessibility to Rare Medications:** 3D printing has the potential to bring access to rare or orphan drugs to a broader population, as it simplifies the manufacturing process for low-volume, specialized medications.

The Challenges such as regulatory approval, quality control, and scalability need to be addressed for the full realization of 3D printing's potential in drug delivery. Nevertheless, it has already demonstrated its capacity to advance drug delivery technologies, leading to more effective treatments with reduced side effects.

9) **INHALABLE DRUG DELIVERY :**

Inhalable drug delivery refers to a method of administering medications or therapeutic agents by inhaling them into the lungs. This approach is commonly used for treating respiratory conditions like asthma, chronic obstructive pulmonary disease (COPD), and cystic fibrosis.

Common devices for inhalable drug delivery include inhalers (e.g., metered-dose inhalers and dry powder inhalers) and nebulizers. These devices aerosolize the medication into a fine mist or powder, which is then inhaled by the patient. The choice of device and formulation depends on the specific medication, the patient's condition, and their ability to use the device effectively.

Inhalable drug delivery is not limited to respiratory conditions; it is also being explored for systemic drug delivery, including vaccines and medications for conditions beyond the respiratory system. This method continues to advance with innovations in drug formulation and delivery devices, offering improved treatment options for a range of medical conditions.

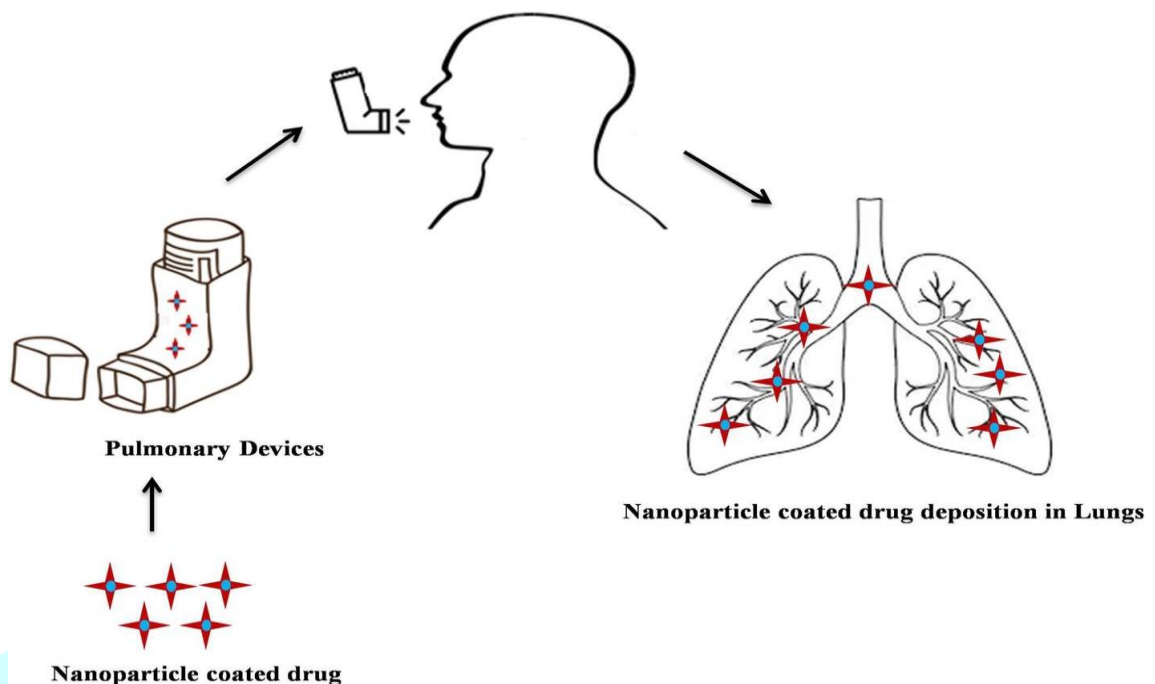


Fig-18

○ **Impact Of Inhalable Drug Delivery : On Advancing Drug Delivery Technologies For Enhanced Effectiveness And Minimized Side Effects .**

Inhalable drug delivery has significantly advanced drug delivery technologies by offering several benefits:

- Targeted Delivery:** Inhalable drug delivery allows drugs to be directly administered to the respiratory system, enabling targeted treatment for conditions like asthma, chronic obstructive pulmonary disease (COPD), and certain infections.
- Rapid Onset of Action:** Inhaling drugs can provide a quicker onset of action compared to traditional oral medications, making it particularly beneficial for acute conditions.
- Reduced Side Effects:** By delivering drugs directly to the site of action, inhalable drug delivery minimizes systemic exposure and reduces the potential for systemic side effects.
- Improved Patient Compliance:** Inhalers are convenient and easy to use, increasing patient compliance and adherence to treatment regimens.
- Personalized Medicine:** Advancements in inhalable drug delivery technologies have allowed for more precise dosing and the development of personalized treatments.
- Enhanced Bioavailability:** Inhalable drug formulations can enhance the bioavailability of certain drugs, ensuring that a higher proportion of the medication reaches its target.
- Research in Nanomedicine:** Inhalable drug delivery has spurred research into nanomedicine, enabling the encapsulation of drugs in nanoparticles for better controlled release.

The challenges exist, such as formulation complexities, device design, and the need for patient education on proper inhaler use. Overall, inhalable drug delivery has had a significant impact on the pharmaceutical industry, offering improved effectiveness and reduced side effects for a range of medical conditions.

○ **It Offers Several Advantages:**

- a. **Direct Targeting:** Inhaling medication delivers it directly to the lungs, which is especially beneficial for respiratory conditions, as it targets the site of the problem.
- b. **Rapid Onset:** Inhalable drugs often have a faster onset of action compared to oral medications, as they are absorbed directly into the bloodstream through the lungs.
- c. **Reduced Side Effects:** Since the medication is delivered locally to the lungs, it can minimize systemic side effects that may occur with other delivery methods.
- d. **Improved Patient Compliance:** Many patients find inhalable drug delivery more convenient and comfortable than injections or oral medications, which can improve adherence to treatment regimens.
- e. **Precise Dosage:** Inhalable medications can be formulated to provide precise dosing, ensuring that patients receive the correct amount of the drug.

10) TARGETED DRUG DELIVERY :

Targeted drug delivery is a therapeutic approach in which medications are designed and delivered in a way that specifically targets their action to a particular site or tissue within the body. The primary goal of targeted drug delivery is to maximize the therapeutic effects of a drug while minimizing its impact on healthy tissues.

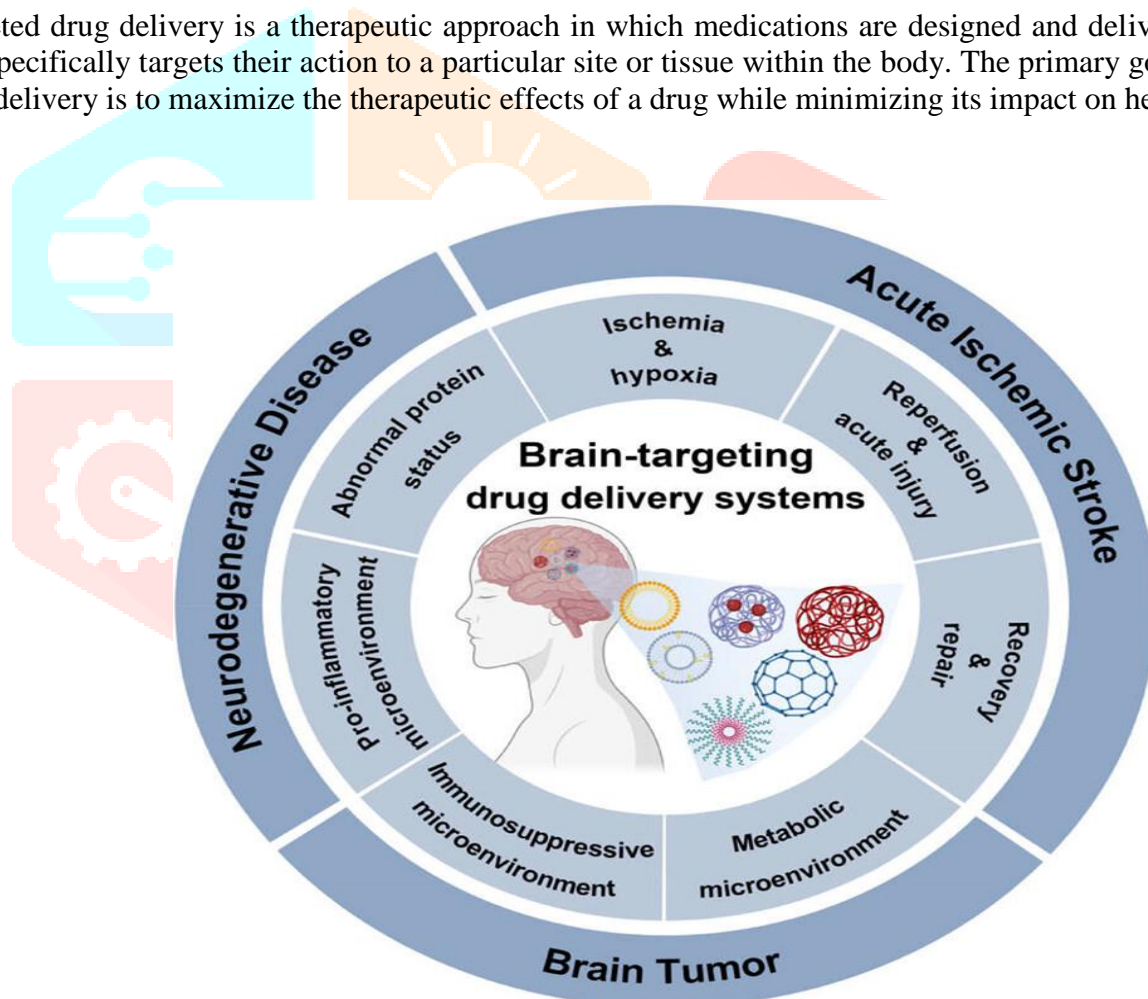


Fig-19

○ Here Are Key Aspects Of Targeted Drug Delivery :

- a. **Specific Site:** Targeted drug delivery aims to deliver medications to a particular location in the body, such as a tumor, an inflamed area, or a specific organ, where the drug is needed.
- b. **Reduced Side Effects:** By concentrating the drug's effects at the intended site, targeted delivery helps reduce side effects on healthy tissues, which can be a significant issue with traditional systemic drug administration.
- c. **Enhanced Efficacy:** Targeted drug delivery increases the concentration of the drug at the target site, improving its efficacy. This is particularly important in the treatment of conditions like cancer, where minimizing the impact on healthy cells is critical.
- d. **Minimized Systemic Exposure:** The drug is often encapsulated or modified to reduce its systemic circulation, ensuring that it reaches the target site without spreading throughout the body.
- e. **Various Approaches:** There are different strategies for achieving targeted drug delivery, including the use of nanoparticles, liposomes, antibodies, and other drug carriers, as well as localized drug release systems like drug-eluting stents or implants.
- f. **Personalized Medicine:** Targeted drug delivery can be tailored to an individual's unique characteristics and medical condition, leading to a more personalized and effective treatment.

Examples of targeted drug delivery include chemotherapy drugs encapsulated in liposomes for cancer treatment, drugs released from stents to prevent restenosis in arteries, and antibodies that specifically bind to receptors on cancer cells, allowing for more precise drug delivery.

Overall, targeted drug delivery is a promising approach that holds the potential to improve the therapeutic outcomes of various medical treatments while minimizing side effects.

○ Impact of Targeted Drug Delivery : On Advancing Drug Delivery Technologies For Enhanced Effectiveness And Minimized Side Effects .

- a. **Enhanced Efficacy:** Targeted drug delivery allows drugs to be precisely delivered to the intended site, increasing their concentration at the target location. This leads to improved therapeutic outcomes, especially in the treatment of conditions like cancer, where maximizing the drug's impact on the tumor while minimizing effects on healthy tissues is crucial.
- b. **Minimized Side Effects:** By focusing drug action on the target site, the risk of systemic side effects is greatly reduced. This is especially important for drugs with known side effects when distributed throughout the body.
- c. **Improved Patient Compliance:** Targeted drug delivery can often be administered using less invasive methods, such as localized injections or implantable devices. This improves patient compliance as it may be more convenient and less burdensome than traditional systemic drug administration.
- d. **Personalized Medicine:** Targeted drug delivery can be tailored to an individual's unique characteristics, enabling personalized treatment plans. This approach takes into account factors like genetics and the specific disease characteristics of the patient.
- e. **Innovations in Drug Delivery Carriers:** Targeted drug delivery has driven innovations in drug carriers, such as nanoparticles, liposomes, and monoclonal antibodies. These carriers can encapsulate and transport drugs to the target site, allowing for controlled release and better efficacy.

- f. **Research into Novel Therapies:** The success of targeted drug delivery has led to increased research into novel therapies, including gene therapy, immunotherapy, and precision medicine, all of which rely on targeted approaches.
- g. **Reduced Healthcare Costs:** By minimizing side effects and improving drug efficacy, targeted drug delivery can lead to cost savings in healthcare, as patients may require fewer treatments or experience fewer complications.

The Targeted drug delivery has revolutionized drug administration by offering more precise, effective, and patient-friendly methods. It has driven advancements in the development of drug carriers and opened doors to innovative therapeutic strategies, ultimately contributing to the advancement of drug delivery technologies for the benefit of patients and the healthcare industry.

- o **Advantages of Targeted Drug Delivery :** Targeted drug delivery offers several advantages
 - a. **Enhanced Efficacy:** It delivers medications directly to the site of action, increasing drug concentration at the target while minimizing exposure to healthy tissues. This often leads to improved therapeutic outcomes.
 - b. **Reduced Side Effects:** By minimizing drug exposure to non-targeted tissues, targeted drug delivery can significantly reduce adverse effects and toxicity.
 - c. **Lower Dosing:** Targeted delivery allows for the use of lower drug doses, which can enhance patient compliance and reduce the cost of treatment.
 - d. **Improved Patient Comfort:** Minimized side effects and lower drug doses can lead to a better quality of life for patients, as they experience fewer discomforts associated with treatment.
 - e. **Prolonged Drug Activity:** Controlled and sustained release systems can extend the duration of drug activity, reducing the need for frequent dosing.
 - f. **Personalized Medicine:** Targeted drug delivery can be tailored to an individual's unique genetic and molecular profile, allowing for personalized treatment strategies.
 - g. **Minimized Drug Resistance:** Concentrating drugs at the target site can help mitigate the development of drug resistance, particularly in the case of antimicrobial or anticancer treatments.
 - h. **Improved Disease Management:** This approach can be particularly effective in the treatment of chronic diseases, where long-term drug use is necessary.
 - i. **Enhanced Imaging:** Targeted drug delivery systems often incorporate imaging agents, allowing for real-time monitoring of drug distribution and therapeutic response.
 - j. **Minimized Interactions:** By reducing systemic drug exposure, interactions with other medications are less likely, improving the safety and effectiveness of treatment regimens.

11) ORAL DRUG DELIVERY :

Oral drug delivery is a widely utilized method for administering medications to patients by mouth. This route of drug delivery involves the ingestion of solid or liquid pharmaceutical formulations, such as tablets, capsules, syrups, or suspensions, with the aim of delivering therapeutic agents into the body's systemic circulation. It is one of the most convenient and patient-friendly modes of drug administration due to its non-invasive nature and ease of use. Oral drug delivery offers numerous advantages, including improved patient compliance, accurate dosing, and cost-effectiveness. This method has evolved significantly over the years, with advancements in formulation technologies and drug delivery systems, making it a cornerstone in modern medicine.

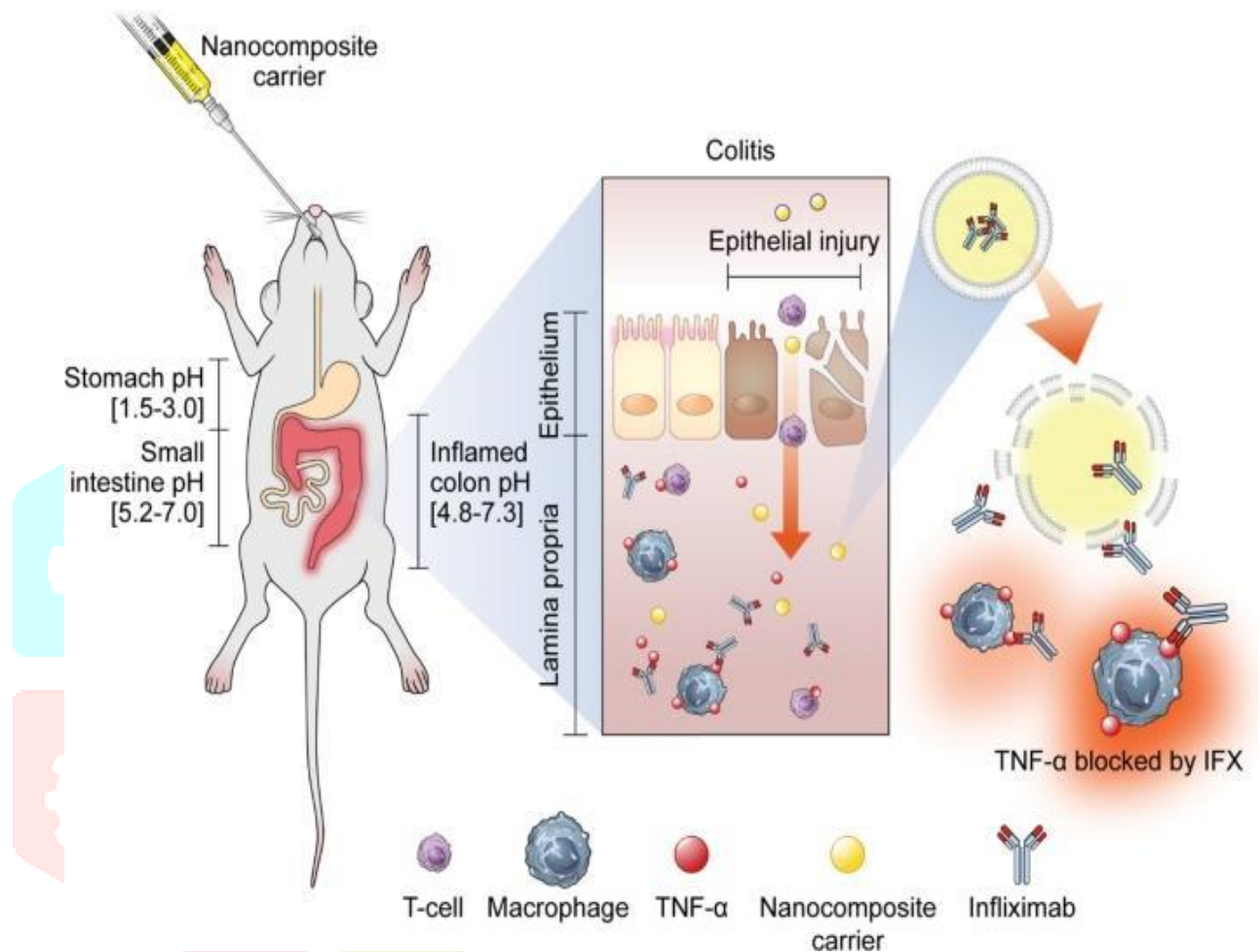


Fig-20 (targeted oral drug delivery)

○ Here Are Some Key Aspects Of Oral Drug Delivery In The Current Context:

- Oral Formulations:** Medications are available in various oral formulations, including tablets, capsules, syrups, suspensions, and even innovative drug delivery systems like oral films and buccal patches.
- Advancements in Drug Delivery:** Ongoing research and development have led to advancements in drug delivery technologies, such as controlled-release formulations, nanoparticles, and other strategies to improve drug bioavailability and control release rates.
- Patient Compliance:** Oral drug delivery remains popular due to its patient-friendliness. Patients typically find it easier to take medications orally, which often improves compliance.
- Customization:** Medications can be customized for specific patient needs, such as pediatric or geriatric formulations, based on the route of oral administration.

- e. Challenges: Despite its advantages, oral drug delivery faces challenges like the degradation of drugs in the gastrointestinal tract, variable absorption, and the need for patients to remember to take their medications as prescribed.
- f. Biotechnology: With advancements in biotechnology, oral delivery of biologics like peptides and proteins has also become a focus of research.

The field of pharmaceuticals is dynamic, and there may have been significant developments in oral drug delivery since my last update in September 2021. I recommend consulting more recent sources for the latest advancements and innovations in this field.

○ **Impact Of Oral Drug Delivery : On Advancing Drug Delivery Technologies For Enhanced Effectiveness And Minimized Side Effects .**

Oral drug delivery is a crucial and widely used method in the field of pharmaceuticals. It offers several impacts on advancing drug delivery technologies for enhanced effectiveness and minimized side effects:

- a. Patient Compliance: Oral drug delivery is patient-friendly and easy to administer, improving patient compliance compared to other delivery methods like injections or infusions.
- b. Targeted Delivery: Advancements in drug delivery technologies have allowed for the development of targeted drug delivery systems, where drugs are released at specific sites in the gastrointestinal tract, increasing drug effectiveness and reducing side effects.
- c. Controlled Release: Oral drug delivery systems can be designed to release medications slowly and consistently over time, maintaining therapeutic drug levels in the body and reducing the frequency of dosing.
- d. Improved Bioavailability: Drug formulations can be optimized to enhance the bioavailability of poorly soluble compounds, ensuring more of the drug reaches the bloodstream and produces the desired therapeutic effect.
- e. Reduced Side Effects: Controlled release and targeted delivery help minimize side effects by preventing excessive drug exposure to non-target tissues and organs.
- f. Enhanced Stability: Advancements in formulation technology have improved the stability of drugs in the gastrointestinal environment, increasing their shelf life and effectiveness.
- g. Personalized Medicine: Oral drug delivery technologies are adaptable to personalized medicine, allowing for tailored drug dosing and release profiles to suit individual patient needs.
- h. Drug Combination Therapy: Combining multiple drugs into a single oral dosage form can enhance the effectiveness of treatment while simplifying patient regimens.
- i. Reduced Costs: Oral drug delivery is cost-effective compared to other delivery methods, making medications more accessible to a broader patient population.
- j. Innovation in Formulations: Advancements in pharmaceutical science continue to drive innovations in oral drug delivery, with developments like nanotechnology, 3D printing, and improved coatings, contributing to the field's growth.

- **Advantages Of Oral Drug Delivery : Oral Drug Delivery Has Several Advantages:**
 - a. **Patient-Friendly:** It is the most common and convenient route of drug administration, as patients can easily take medications without the need for injections or medical professionals.
 - b. **High Patient Compliance:** Oral drugs are generally more acceptable to patients, leading to better adherence to treatment regimens.
 - c. **Non-Invasive:** Unlike injections or surgical procedures, oral delivery is non-invasive, reducing the risk of infections and complications.
 - d. **Cost-Effective:** Producing oral medications is often more cost-effective than other delivery methods.
 - e. **Versatility:** A wide range of drugs can be formulated for oral administration, including tablets, capsules, liquids, and more.
 - f. **Prolonged Release:** Oral drug formulations can provide sustained release, maintaining therapeutic levels over time.
 - g. **Self-Administration:** Patients can self-administer oral drugs, reducing the need for healthcare professionals' involvement.
 - h. **Improved Stability:** Many drugs are stable in oral dosage forms, ensuring a longer shelf life.
 - i. **Enhanced Bioavailability:** Advancements in drug formulation technology can improve drug absorption and bioavailability through the oral route.
 - j. **Targeted Delivery:** Specialized oral drug delivery systems, such as enteric coatings and nanoparticles, can target specific sites in the gastrointestinal tract for optimized drug release.
 - k. **Reduced Side Effects:** Controlled release can minimize side effects by providing a more gradual drug release.
 - l. **Ease of Discontinuation:** Oral medications can be discontinued more easily if necessary, compared to long-acting injections.

12) MICROPARTICLES AND MICROSPHERES :

Microparticles and microspheres are small, solid, or hollow spherical particles with diameters typically ranging from a few micrometres to a few hundred micrometres. They find extensive applications in various fields, including pharmaceuticals, biotechnology, food science, and materials science. These tiny particles can be made from a variety of materials, such as polymers, ceramics, metals, or lipids, depending on their intended use.

In pharmaceuticals, Microparticles and microspheres are used to encapsulate drugs, allowing for controlled and sustained release, enhancing drug stability, and improving patient compliance. In biotechnology, they serve as carriers for bioactive molecules, enabling targeted drug delivery and tissue engineering. Additionally, they play a crucial role in the development of microencapsulation technologies, which have revolutionized industries like flavor and fragrance, where controlled release and protection of sensitive compounds are essential.

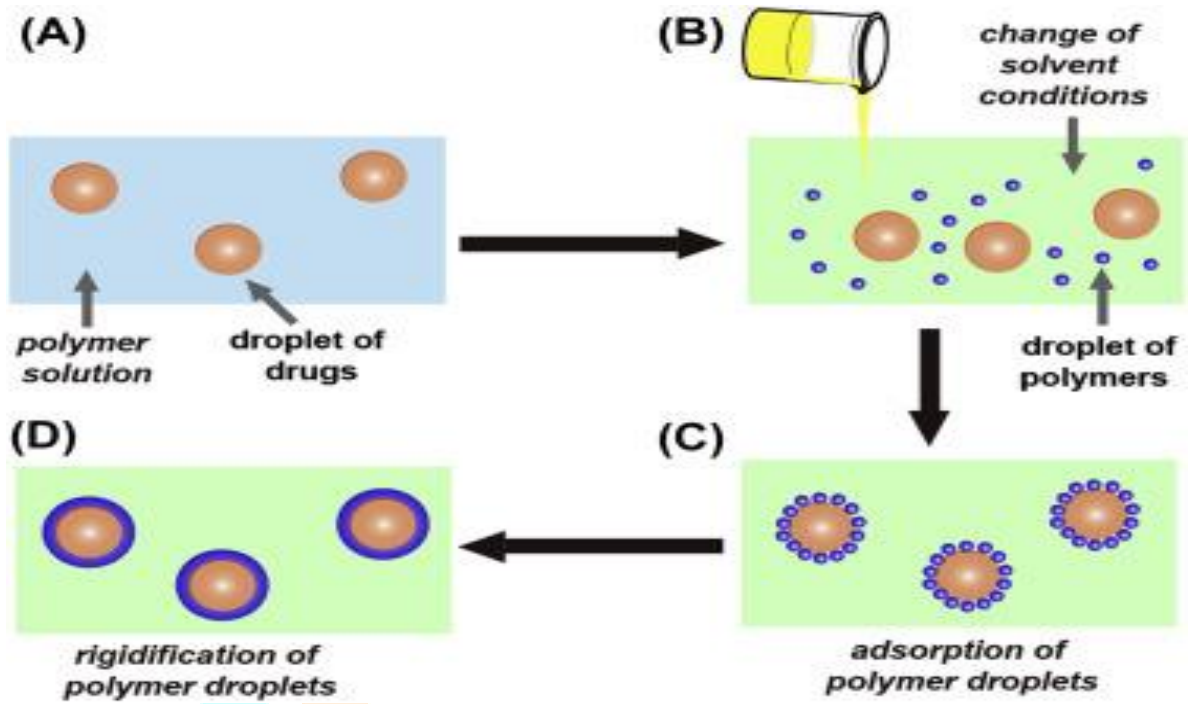


Fig-21 (microparticles)

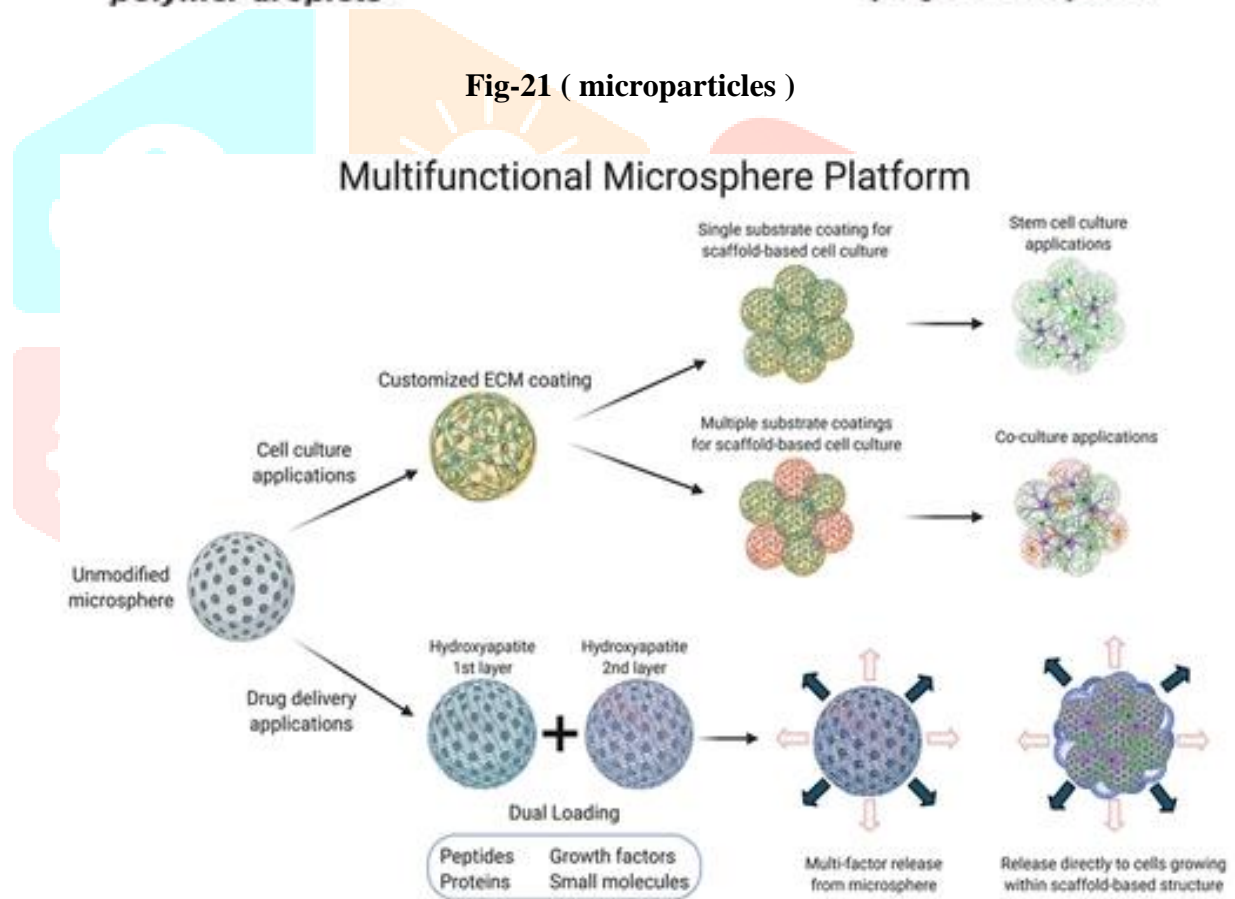


Fig-22 (microspheres)

○ **Here Are Some Key Aspects Of Microparticles And Microspheres :**

- a. **Size Range:** Microparticles and microspheres typically have diameters in the micrometre range, with Microparticles being slightly larger than microspheres. This size range allows for precise control over their behavior and interactions in various applications.
- b. **Material Variety:** They can be made from a wide range of materials, including polymers, ceramics, metals, and lipids. The choice of material depends on the specific application and the desired properties of the particles.
- c. **Drug Delivery:** In pharmaceuticals, these particles are crucial for drug delivery systems. They can encapsulate drugs, allowing for controlled release, improved bioavailability, and targeted delivery to specific tissues or cells.
- d. **Biotechnology:** Microparticles and microspheres are used in biotechnology for the controlled release of bioactive molecules, such as proteins and nucleic acids. This is essential for applications like gene therapy and tissue engineering.
- e. **Encapsulation:** They are used for microencapsulation, which involves enclosing substances within the particles. This is important in industries like food and cosmetics, where it can protect sensitive compounds and control their release.

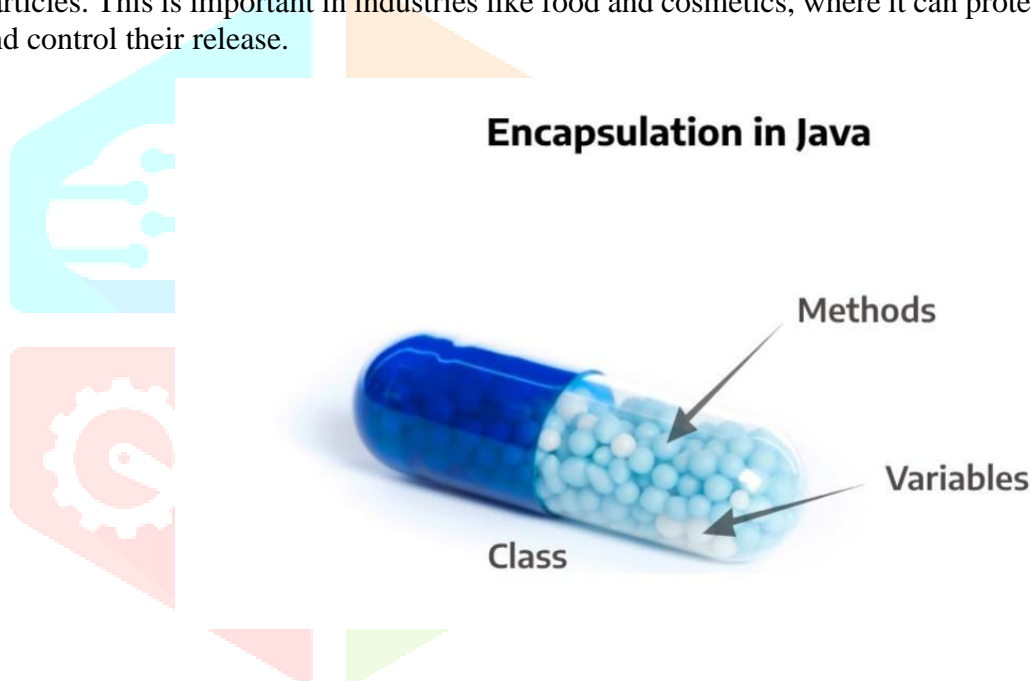


Fig-23 (encapsulated table)

- f. **Surface Modifications:** The surface properties of these particles can be modified to tailor their behavior, such as controlling their interaction with biological systems or enhancing their stability.
- g. **Sustained Release:** These particles enable sustained or prolonged release of substances, which is vital for reducing the frequency of drug administration and maintaining therapeutic levels in the body.
- h. **Targeted Delivery:** They can be designed to target specific sites in the body, minimizing side effects and improving the overall effectiveness of treatments.
- i. **Research Tools:** Microparticles and microspheres serve as valuable tools in scientific research, helping to investigate cell behavior, drug interactions, and many other biological and chemical processes.
- j. **Diverse Applications:** They have applications in a wide range of industries, including pharmaceuticals, biotechnology, cosmetics, food science, and materials engineering, making them highly versatile and impactful in various fields.

○ **Impact Of Microparticles And Microspheres On Advancing Drug Delivery Technologies For Enhanced Effectiveness And Minimized Side Effects .**

Microparticles and microspheres have had a significant impact on advancing drug delivery technologies for enhanced effectiveness and minimized side effects in several ways :

- a. **Controlled Release:** Microparticles and microspheres can be designed to release drugs at a controlled rate, allowing for sustained and prolonged drug action. This helps maintain therapeutic drug levels in the body and reduces the need for frequent dosing.
- b. **Targeted Delivery:** These particles can be engineered to target specific tissues or cells, minimizing exposure to healthy tissues and reducing side effects. This is particularly valuable in cancer therapy and other diseases where precision targeting is critical.
- c. **Improved Bioavailability:** Microparticles can enhance the solubility and stability of poorly soluble drugs, increasing their bioavailability and overall effectiveness.
- d. **Reduced Toxicity:** By delivering drugs directly to the target site, the systemic exposure to high drug concentrations is minimized, leading to reduced toxicity and side effects.
- e. **Protection of Labile Drugs:** Some drugs are easily degraded or inactivated in the body. Microspheres can protect such labile drugs, ensuring their stability until they reach the intended site of action.
- f. **Patient Compliance:** Long-acting microparticle-based formulations often require less frequent dosing, improving patient compliance and overall treatment outcomes.
- g. **Personalized Medicine:** Microparticles can be customized to release drugs according to an individual's specific needs, contributing to the concept of personalized medicine.
- h. **Vaccine Delivery:** Microparticles are used in vaccine delivery systems to enhance immune responses and provide prolonged protection against infectious diseases.
- i. **Reduced Burst Release:** Microparticles can be engineered to minimize the initial burst release of drugs, which can be a common issue in conventional drug formulations.
- j. **Minimized Allergic Reactions:** By encapsulating drugs within microspheres, allergic reactions to the drug components can be reduced.

The Microparticles and microspheres have revolutionized drug delivery by offering more precise, effective, and patient-friendly methods, leading to improved therapeutic outcomes with minimized side effects.

○ **Advantages Of Microparticles And Microspheres :**

Microparticles and microspheres offer several advantages in various fields, including pharmaceuticals, materials science, and biotechnology:

- a. **Controlled Drug Delivery:** Microparticles and microspheres can encapsulate drugs and release them gradually, allowing for controlled drug delivery, which improves therapeutic outcomes and reduces side effects.
- b. **Targeted Drug Delivery:** These particles can be designed to target specific tissues or cells, enhancing drug efficacy and reducing systemic toxicity.
- c. **Improved Bioavailability:** Encapsulation in microparticles can enhance the bioavailability of poorly soluble drugs, making them more effective.
- d. **Prolonged Release:** Microspheres can provide extended drug release over an extended period, reducing the need for frequent dosing.

- e. **Taste Masking:** Microparticles are used to mask the bitter taste of drugs, making them more palatable, especially for pediatric and geriatric patients.
- f. **Stability:** Microspheres protect sensitive drugs from degradation and enhance their stability during storage and transport.
- g. **Biodegradability:** Biodegradable microparticles are eco-friendly and reduce the environmental impact of drug delivery systems.
- h. **Surface Modification:** The surface of microparticles can be modified to enhance drug loading, adhesion, or interaction with target cells.
- i. **Controlled Release of Proteins:** Microspheres can be used for the controlled release of proteins and peptides, which is crucial in many therapeutic applications.
- j. **Imaging and Diagnostics:** Microparticles can be labelled with contrast agents for medical imaging and diagnostics, aiding in disease detection and monitoring.
- k. **Microencapsulation:** Microparticles can encapsulate a wide range of substances, including vitamins, probiotics, and enzymes for use in the food and cosmetic industries.
- l. **Materials Science:** Microspheres are used in materials science for their unique properties, such as low density, high surface area, and controlled porosity.
- m. **Reduced Side Effects:** By localizing drug delivery to the affected area, microparticles can minimize systemic side effects.
- n. **Regulated Release of Agrochemicals:** In agriculture, microspheres can release pesticides and fertilizers slowly, reducing environmental impact and enhancing crop yield.
- o. **Enhanced Cell Culture:** Microspheres are employed in cell culture applications, providing a 3D environment for cells to grow and simulate in vivo conditions.

- **ADVANTAGES OF ADVANCING DRUG DELIVERY TECHNOLOGIES :**

Advancing drug delivery technologies offer several advantages, including :

- a) **Improved Efficacy:** Targeted drug delivery systems can deliver medications directly to the affected area, increasing their effectiveness while minimizing side effects on healthy tissues.
- b) **Enhanced Patient Compliance:** Novel delivery methods, such as extended-release formulations or wearable devices, can simplify dosing regimens, making it easier for patients to adhere to their treatment plans.
- c) **Reduced Side Effects:** Controlled release systems can minimize the peaks and valleys of drug concentration in the body, reducing adverse reactions and improving patient comfort.
- d) **Personalized Medicine:** Drug delivery technologies can be tailored to an individual's genetics or condition, allowing for personalized treatments that are more effective and have fewer side effects.
- e) **Longer Drug Half-Life:** Extended-release formulations can prolong the drug's presence in the body, reducing the frequency of dosing and improving patient convenience.
- f) **Minimized Invasive Procedures:** Implantable or injectable drug delivery devices can reduce the need for invasive surgeries or frequent injections, enhancing patient quality of life.

- g) **Better Disease Management:** Continuous monitoring and smart drug delivery systems can adapt treatment in real time, helping manage chronic conditions more effectively.
- h) **Cost Savings:** By improving drug bioavailability and reducing hospitalizations due to side effects, drug delivery technologies can potentially reduce healthcare costs.
- i) **Minimized Drug Resistance:** Targeted drug delivery can reduce the likelihood of drug resistance by maintaining drug concentrations at therapeutic levels.
- j) **Innovation in Drug Development:** Advanced delivery technologies open up opportunities for the development of new drug compounds that were previously unfeasible due to delivery challenges.
- k) **Improved Pharmacokinetics:** Precise control of drug release profiles can lead to optimized drug concentrations in the body, maximizing therapeutic benefit.
- l) **Reduced Toxicity:** Site-specific drug delivery can lower the overall drug dose needed, reducing the risk of toxicity.
- m) **Enhanced Drug Targeting:** Precise drug delivery to specific cells or tissues can improve treatment effectiveness and reduce systemic side effects.
- n) **Improved Patient Adherence:** Novel drug delivery methods, like sustained-release formulations, simplify dosing schedules, making it easier for patients to stick to their treatment plans.
- o) **Prolonged Drug Activity:** Extended-release formulations can extend a drug's duration of action, reducing the frequency of dosing.
- p) **Less Invasive Procedures:** Implantable or injectable drug delivery devices can reduce the need for invasive treatments, enhancing patient comfort.
- q) **Potential Cost Savings:** By optimizing drug effectiveness and reducing hospitalizations, drug delivery technologies may lower healthcare costs.

- **APPLICATION OF THE ADVANCING DRUG DELIVERY TECHNOLOGIES:**

Advancing drug delivery technologies find numerous applications across healthcare and medicine, including:

- a) **Cancer Treatment:** Targeted drug delivery systems can deliver chemotherapy agents directly to cancer cells, minimizing damage to healthy tissue.
- b) **Chronic Disease Management:** Smart drug delivery devices can continuously monitor and adjust drug delivery for conditions like diabetes and Parkinson's disease.
- c) **Pain Management:** Implantable devices provide controlled release of pain medications, offering long-lasting relief for patients with chronic pain.
- d) **Vaccination:** Novel vaccine delivery methods, such as microneedle patches, enhance vaccine efficacy and ease of administration.
- e) **Neurological Disorders:** Drug delivery technologies can improve treatment for conditions like Alzheimer's and epilepsy by precisely delivering medications to affected areas of the brain.
- f) **Cardiovascular Health:** Drug-eluting stents release medications to prevent blood clots and reduce inflammation after coronary procedures.
- g) **Respiratory Conditions:** Inhalers and nebulizers offer targeted drug delivery to the lungs for conditions like asthma and chronic obstructive pulmonary disease (COPD).

- h) **Gastrointestinal Disorders:** Modified-release formulations help treat conditions like irritable bowel syndrome (IBS) and Crohn's disease by delivering medications to the gut.
- i) **Ophthalmology:** Controlled-release implants can provide long-term treatment for eye diseases, such as glaucoma and macular degeneration.
- j) **Women's Health:** Intrauterine devices (IUDs) with drug delivery capabilities offer contraception and hormone therapy in a single device.
- k) **Infectious Diseases:** Targeted delivery systems can enhance the efficacy of antibiotics and antiviral medications.
- l) **Pediatric Medicine:** Pediatric-friendly drug delivery methods, like flavoured oral formulations or transdermal patches, help children receive medication more comfortably.
- m) **Geriatric Care:** Simplified dosing regimens and controlled-release formulations improve medication management for the elderly.
- n) **Psychiatric and Mental Health:** Long-acting injectable formulations help manage conditions like schizophrenia and bipolar disorder.
- o) **Autoimmune Diseases:** Drug delivery technologies can deliver immunosuppressive drugs with better precision for conditions like rheumatoid arthritis and multiple sclerosis.
- p) **Animal Health:** Veterinary medicine benefits from advanced drug delivery methods for companion and livestock animals.

- **Some Important Application Of The Advancing Drug Delivery Technologies:**

Advancing drug delivery technologies have a wide range of important applications in the field of healthcare and medicine. Some key applications include:

- a) **Targeted Drug Delivery:** Drug delivery technologies enable the precise targeting of drugs to specific tissues or cells, minimizing side effects and improving therapeutic efficacy. This is particularly valuable in cancer treatment and autoimmune diseases.
- b) **Sustained Release:** These technologies allow for the controlled release of drugs over an extended period, reducing the frequency of dosing and improving patient compliance.
- c) **Biologics Delivery:** Advances in drug delivery are crucial for administering biologic drugs, including monoclonal antibodies and gene therapies, which often require specialized delivery methods to maintain their efficacy.
- d) **Personalized Medicine:** Drug delivery technologies can be tailored to an individual's genetic and physiological characteristics, enabling personalized treatment plans for conditions like diabetes, cardiovascular diseases, and mental health disorders.
- e) **Vaccination:** Innovative delivery systems are improving vaccine efficacy, stability, and ease of administration, which is especially important during pandemics.
- f) **Brain Drug Delivery:** Techniques like blood-brain barrier penetration are essential for treating neurological disorders, such as Alzheimer's and Parkinson's disease.
- g) **Pulmonary Delivery:** Inhalable drug delivery systems are vital for treating respiratory conditions like asthma and chronic obstructive pulmonary disease (COPD).
- h) **Nanomedicine:** Nanoparticles and nanocarriers are used to transport drugs, enabling precise targeting and reduced toxicity. They hold promise for various diseases, including cancer and cardiovascular disorders.

- i) Pediatric and Geriatric Medicine: Drug delivery technologies can be adapted for specific age groups, ensuring safe and effective treatment for children and the elderly.
- j) Remote and Telemedicine: Advanced drug delivery methods support telemedicine by enabling remote monitoring and controlled drug administration for chronic conditions.

CONCLUSION:

The continuous advancement of drug delivery technologies represents a pivotal step forward in the field of healthcare and pharmaceuticals. By focusing on enhancing drug effectiveness while minimizing side effects, these innovations have the potential to revolutionize patient care. From targeted drug delivery systems to the use of nanotechnology and other cutting-edge approaches, the future of medicine is filled with promise. As these technologies continue to evolve and gain wider acceptance, we can look forward to more precise, safer, and more effective treatments, ultimately improving the quality of life for patients and advancing the practice of medicine. The pursuit of these goals underscores the importance of ongoing research and development in this critical area of healthcare.

The ongoing efforts to improve how medications are delivered to the body have the potential to significantly enhance patient outcomes and reduce the burden of unwanted side effects. With innovative technologies like targeted drug delivery systems, nanoparticles, and other emerging solutions, the future of medicine holds great promise. As these advancements continue to evolve and gain wider adoption, they offer the prospect of safer, more effective treatments, ultimately contributing to better patient care and the advancement of medical science. The commitment to advancing drug delivery technologies is essential for the continued improvement of healthcare and the well-being of individuals worldwide.

REFERENCE :

- 1) Xu X, Ho W, Zhang X, Bertrand N, Farokhzad O, Cancer nanomedicine: from targeted delivery to combination therapy, *Trends in molecular medicine*, 21 (2015) 223–232. ⁽¹⁾
- 2) Pitt CG, Jeffcoat AR, Zweidinger RA, Schindler A, Sustained drug delivery systems. I. The permeability of poly (ϵ caprolactone), poly (DL lactic acid), and their copolymers, *Journal of biomedical materials research*, 13 (1979) 497–50. ⁽²⁾
- 3) Ashton P, Guo H, Sustained release device and method for ocular delivery of adrenergic agents, U.S. Patent Application No 10/762,439 (2004). ⁽³⁾
- 4) Iyer AK, Khaled G, Fang J, Maeda H, Exploiting the enhanced permeability and retention effect for tumor targeting, *Drug discovery today*, 11 (2006) 812–818. ⁽⁴⁾
- 5) Bazan C, “From lab bench to store shelves:” A translational research & development framework for linking university science and engineering research to commercial outcomes, *Journal of Engineering and Technology Management*, 53 (2019) 1–18. ⁽⁵⁾
- 6) Madia F, Gattazzo C, Fabrizio P, Longo VD, A simple model system for age-dependent DNA damage and cancer, *Mechanisms of ageing and development*, 128 (2007) 45–49. ⁽⁶⁾
- 7) Romano E, Kusio-Kobialka M, Foukas PG, Baumgaertner P, Meyer C, Ballabeni P, Michielin O, Weide B, Romero P, Speiser DE, Ipilimumab-dependent cell-mediated cytotoxicity of regulatory T cells ex vivo by nonclassical monocytes in melanoma patients, *Proceedings of the National Academy of Sciences*, 112 (2015) 6140–6145. ⁽⁷⁾
- 8) Martinez M, Pedersoli W, Ravis W, Jackson J, Cullison R, Feasibility of interspecies extrapolation in determining the bioequivalence of animal products intended for intramuscular administration, *Journal of veterinary pharmacology and therapeutics*, 24 (2001) 125–135. ⁽⁸⁾

- 9) Zweifach B, Intaglietta M, Measurement of blood plasma colloid osmotic pressure: II. Comparative study of different species, *Microvascular research*, 3 (1971) 83–88. ⁽⁹⁾
- 10) Julyan PJ, Seymour LW, Ferry DR, Daryani S, Boivin CM, Doran J, David M, Anderson D, Christodoulou C, Young AM, Preliminary clinical study of the distribution of HPMA copolymers bearing doxorubicin and galactosamine, *Journal of controlled release*, 57 (1999) 281–290. ⁽¹⁰⁾
- 11) Kalli S, Semine A, Cohen S, Naber SP, Makim SS, Bahl M, American Joint Committee on Cancer's Staging System for Breast Cancer: What the Radiologist Needs to Know, *Radiographics*, 38 (2018) 1921–1933. ⁽¹¹⁾
- 12) O'Neill J, Factfulness: Ten Reasons We're Wrong About the World-and Why Things Are Better Than You Think, *Nature*, 556 (2018) 25–26. ⁽¹²⁾
- 13) Lee, P. I.; Li, J.-X. Evolution of Oral Controlled Release Dosage Forms. In *Oral Controlled Release Formulation Design and Drug Delivery: Theory to Practice*; Wen, H., Park, K., Eds.; John Wiley & Sons, 2011; pp 21– 31. ⁽¹³⁾
- 14) Park, K.; Skidmore, S.; Hadar, J.; Garner, J.; Park, H.; Otte, A.; Soh, B. K.; Yoon, G.; Yu, D.; Yun, Y. Injectable, Long-Acting PLGA Formulations: Analyzing PLGA and Understanding Microparticle Formation. *J. Controlled Release* 2019, 304, 125– 134, DOI: 10.1016/j.jconrel.2019.05.003. ⁽¹⁴⁾
- 15) St. Peter, W. L. Management of Polypharmacy in Dialysis Patients. *Seminars in dialysis* 2015, 28, 427–432, DOI: 10.1111/sdi.12377. ⁽¹⁵⁾
- 16) Pharmaceutical Drug Delivery Market by Route of Administration (Oral, Injectors, Implantable, Syrups, Gels, Pulmonary, Solutions, Tablets, Syringes), Application (Cancer, Diabetes), Facility of Use (Hospitals), COVID-19 Impact – Forecast to 2026; *MarketsandMarkets*, 2021. ⁽¹⁶⁾
- 17) Srinivasan, S. S.; Alshareef, A.; Hwang, A. V.; Kang, Z.; Kuosmanen, J.; Ishida, K.; Jenkins, J.; Liu, S.; Madani, W. A. M.; Lennerz, J.; Hayward, A.; Morimoto, J.; Fitzgerald, N.; Langer, R.; Traverso, G. RoboCap: Robotic Mucus-Clearing Capsule for Enhanced Drug Delivery in the Gastrointestinal Tract. *Sci. Robot.* 2022, 7 (70), eabp9066 DOI: 10.1126/scirobotics.abp9066. ⁽¹⁷⁾
- 18) Blanco, E.; Shen, H.; Ferrari, M. Principles of Nanoparticle Design for Overcoming Biological Barriers to Drug Delivery. *Nat. Biotechnol.* 2015, 33 (9), 941– 951, DOI: 10.1038/nbt.3330. ⁽¹⁸⁾
- 19) Abramson, A.; Kirtane, A. R.; Shi, Y.; Zhong, G.; Collins, J. E.; Tamang, S.; Ishida, K.; Hayward, A.; Wainer, J.; Rajesh, N. U. Oral mRNA Delivery Using Capsule-Mediated Gastrointestinal Tissue Injections. *Matter* 2022, 5 (3), 975– 987, DOI: 10.1016/j.matt.2021.12.022. ⁽¹⁹⁾
- 20) Buwalda, S. J.; Vermonden, T.; Hennink, W. E. Hydrogels for Therapeutic Delivery: Current Developments and Future Directions. *Biomacromolecules* 2017, 18 (2), 316– 330, DOI: 10.1021/acs.biomac.6b01604. ⁽²⁰⁾
- 21) Mitchell, M. J.; Billingsley, M. M.; Haley, R. M.; Wechsler, M. E.; Peppas, N. A.; Langer, R. Engineering Precision Nanoparticles for Drug Delivery. *Nat. Rev. Drug Discovery* 2021, 20, 101– 124. ⁽²⁶⁾
- 22) Hassanzadeh, P.; Atyabi, F.; Dinarvand, R. The Significance of Artificial Intelligence in Drug Delivery System Design. *Adv. Drug Delivery Rev.* 2019, 151, 169– 190. ⁽²⁷⁾
- 23) Beutler JA. Natural products as a foundation for drug discovery. *Curr Prot Pharmacol.* 2009;46(1):9–11. ⁽²⁸⁾
- 24) Thilakarathna SH, Rupasinghe H. Flavonoid bioavailability and attempts for bioavailability enhancement. *Nutrients.* 2013;5:3367–87. ⁽³¹⁾

- 25) Bonifácio BV, da Silva PB, dos Santos Ramos MA, Negri KMS, Bauab TM, Chorilli M. Nanotechnology-based drug delivery systems and herbal medicines: a review. *Int J Nanomed.* 2014;9:1. ⁽³²⁾
- 26) Jahangirian H, Lemraski EG, Webster TJ, Rafiee-Moghaddam R, Abdollahi Y. A review of drug delivery systems based on nanotechnology and green chemistry: green nanomedicine. *Int J Nanomed.* 2017;12:2957. ⁽³⁵⁾
- 27) Liu Z, Tabakman S, Welsher K, Dai H. Carbon nanotubes in biology and medicine: in vitro and in vivo detection, imaging and drug delivery. *Nano Res.* 2009;2:85–120. ⁽³⁶⁾
- 28) Razzacki SZ, Thwar PK, Yang M, Ugaz VM, Burns MA. Integrated microsystems for controlled drug delivery. *Adv Drug Deliv Rev.* 2004;56:185–98. ⁽³³⁾
- 29) Aliakbarinodehi N, Gallud A, Mapar M, et al. Interaction Kinetics of Individual mRNA-Containing Lipid Nanoparticles with an Endosomal Membrane Mimic: Dependence on pH, Protein Corona Formation, and Lipoprotein Depletion. *ACS Nano.* ⁽³⁴⁾
- 30) Maugeri M, Nawaz M, Papadimitriou A, et al. Linkage between endosomal escape of LNP-mRNA and loading into EVs for transport to other cells. *Nat Commun.* ⁽³⁸⁾
- 31) Pechenov S, Revell J, Will S, et al. Development of an orally delivered GLP-1 receptor agonist through peptide engineering and drug delivery to treat chronic disease. *Sci Rep.* 2021;11(1):22521. Published 2021 Nov 18. ⁽⁴⁰⁾
- 32) Berg S, Kärrberg L, Suljovic D, et al. Impact of Intestinal Concentration and Colloidal Structure on the Permeation-Enhancing Efficiency of Sodium Caprate in the Rat. *Mol Pharm.* 2022;19(1):200-212. ⁽³⁹⁾
- 33) R. Haag and F. Kratz, "Polymer Therapeutics: Concepts and Applications," *Angewandte Chemie International Edition*, Vol. 45, No. 8, 2006, pp. 1198-1215. ⁽³⁷⁾
- 34) A. Heck, J. F. Haeuw, T. Wurch, L. Goetsch and C. Bailly, *The Next Generation of Antibody-Drug Conjugates Comes of Age*, *Discovery Medicine*, Vol. 10, No. 53. 2010, pp. 329-339. ⁽³⁰⁾
- 35) Y. Z. Chen, X. L. Yoo, Y. Tabate S. Nakagawa and J Q Gao, "Gene Carriers and Transfection Systems Used in the Recombination of Dendritic Cells for Effective Cancer Immunotherapy Clinical and Developmental immunology, Vol. 2010, 2010, Article ID 565643. ⁽²⁹⁾
- 36) O. Perez, G. Bracho, M. Lastre, N. Mora and J. del Campo, "Novel Adjuvant Based on a Proteoliposome-Derived Cochleate Structure Containing Native Lipopolysaccharide as a Pathogen-Associated Molecular Pattern," *Ilogy & Cell Biology Val.* 82, No. 1, 2004, pp 603-610. ⁽²³⁾
- 37) S. R. Scheffazick A. R. Pohlmem, C. A. de Cordova, T.B Craczynski-Pasa and S. S. Guterres, "Protective Properties of Melatonin-Loaded Nanoparticles against Lipid Peroxidation, *International Journal of Pharmaceutics*, Vol. 289, No. 1-2, 2005, pp. 209-213. ⁽²⁴⁾
- 38) B. Thati I. V. Ulasov, D. A. Wainwright and M. S Lesniak. "The Challenge for Gene Therapy: Innate Immune Response to Adenoviruses, *worge*, Vol. 2, No.3,2011. Pp. 113-121. ⁽²⁵⁾
- 39) Kale Sangeeta N., Jadhav Anil D., Verma Seema, Koppikar Soumya J., Kaul-Ghanekar Ruchika, Dhole Sanjay D., Ogale Satishchandra B., *Nanomedicine: Nanotechnology, Biology and Medicine* 8 (2012) 452-459. ⁽²²⁾
- 40) Akira Ito Masashige Shinkai Hiroyuki Honda Takeshi Kobayashi Akira Ito, Masashige Shinkai, Hiroyuki Honda, Takeshi Kobayashi, *Journal of Bioscience and Bioengineering* 100(1) (2005) 1-11. ⁽²¹⁾