



INTERNATIONAL JOURNAL OF CREATIVE RESEARCH THOUGHTS (IJCRT)

An International Open Access, Peer-reviewed, Refereed Journal

CONVERSION OF DIESEL ENGINE INTO CERAMIC HOT SURFACE IGNITION ETHANOL ENGINE

V.K.Neela Murali¹, E.Shakin², Dr.Kanthavelkumaran³, Dr.Robin Kumar Samuel⁴

¹ Asst.Professor, Mechanical Engineering, Ponjesly College of Engineering, Tamilnadu

² PG Scholar, Thermal Engineering, Ponjesly College of Engineering, Tamilnadu

³ Professor, Mechanical Engineering, Ponjesly College of Engineering, Tamilnadu

⁴ Professor, Mechanical Engineering, Ponjesly College of Engineering, Tamilnadu

ABSTRACT

A four-stroke single cylinder Compression Ignition(C I) Engine is converted into a ceramic hot surface ignition ethanol engine to reduce the emission. Ethanol is blended with diesel along with some agro waste coconut oil. In this, the performance and emission characteristics of the modified engine is analysed and compared to the base engine. The glow plug is coated with a Partially Stabilized Zirconium (PSZ), Piston crown is coated with Aluminium Oxide (Al_2O_3) and 50% of the clearance volume is reduced by grinding the top of the engine block. Due to high auto ignition temperature of ethanol, a pre heater is introduced. This experiment is effective not only in reducing smoke density and fuel consumption but also increase in engine output. Ethanol is renewable and oxygenated bio-based fuel; therefore it has enough potential to reduce emissions when used in compression Ignition Engine. It leads to reduction in the emission of CO₂ and other toxic gases which are harmful to the environment. Many researches completed for using ethanol as an alternative fuel but it is not completely achieved in India. This is due to problems in refilling stations, problems in engine while using ethanol and lower rate of ethanol production. Hence this experiment is conducted to troubleshoot the problems while using ethanol as an alternative fuel in CI engines.

Key words: Ethanol, Coconut oil, Glow Plug, Ceramic coating, Partially Stabilized Zirconium, Aluminium Oxide, Pre-Heater.

1. INTRODUCTION:

The toxic gases released from vehicles will affect environment and living things. These toxic gases cause ozone depletion and global warming. Using of bio ethanol as a fuel will reduce CO₂ emissions, green house effects and other toxic gases when compared to other fuels such as diesel and petrol .Ethanol is an alternative renewable fuel produced from agricultural wastes. Ethanol-Diesel emulsion is a technique that can be used in Compression Ignition Engines. This technique will reduce the CO₂ life cycle and other PM emissions .In Ethanol-Diesel blend, higher the ratio of ethanol lower the emission of toxic gases. Addition of ethanol will slightly increase NO_x emission because of low cetane number but other emissions are generally reduced .Ethanol has high auto ignition temperature than diesel therefore it will reduce efficiency. In order to overcome this, ethanol should be injected into the combustion chamber at high temperature. Hence a certain amount of temperature should be maintained before injecting ethanol.For obtaining hot surface, ceramic coatings can be used. Ceramics have higher thermal durability and lower thermal conductivity which controls the temperature distribution and heat flow. Coating of ceramics such as Partially Stabilized Zirconium (PSZ) improves the fuel efficiency up to 5 to 6% at all loads and speed. Burning of alcohol in diesel engine with ceramic coating will leads to complete combustion and lower emission .The temperature of combustion chamber can be increased by creating a thermal barrier. The piston, cylinder head, exhaust and inlet valve can be coated with Aluminium Oxide (Al₂O₃) by plasma spray method. Thus a thermal barrier was provided with that coating and high temperature is maintained in combustion chamber .By pre-heating the inlet air, vaporization can be easier and in turn complete combustion is achieved.

Addition of butanol results an increase in pressure peaks were by a combination of compensating effects: increase in the amount of premixed combustion and increase in the flame speed. The modified single cylinder engine operated with alcoholic-diesel blended fuels worked with improved engine performance compared to neat diesel fuel operation .In diesel and alcohol fuelled blends in diesel engine, the BTE showed increasing trend with increased blend ratio of alcohol in diesel up to 20%. However blends beyond 20% were not considered due to reduced engine power and increased brake specific fuel consumption because of lower calorific value of the butanol. Compared to neat diesel, butyl alcohol-diesel blended fuels showed improved performance in terms of increased BTE.HC, CO and smoke emissions reduced with increased alcohol concentration in diesel fuel while they increased with increased loading conditions However NO_x emissions increased with increased butanol content in diesel fuel. Ignition delay, combustion duration, peak pressure and heat release rates increased with increased alcohol content in the diesel fuel. This experimental work showed the capability of alcoholic fuels which are renewable energy sources to replace diesel. During the usage of fuel blends, the emission of smoke is immensely high when the engine is cold and running at higher speeds, the low emission is observed when the engine is hot and running at lower speeds.The usage of coconut oil in as a blend has increased the lubricating property. A higher coconut oil concentration there is a slight reduction in power output, which is directly proportional to the difference in the fuel's calorific value.

2. EXPERIMENTAL SETUP:

This Project involves the Conversion of Diesel Engine into Ceramic Hot Surface Ignition Ethanol Engine. A stationary four stroke diesel engine is modified as shown in Fig.1 by the process characteristics of glow plug by providing constant current supply to the glow plug for maintaining hot surface on the engine during its working period and decreasing cylinder bore length by grinding the surface which increases the compression ratio. Due to the corrosion capacities of alcohols, various material coating is used inside the engine to resist the erosion. Ethanol has very high auto ignition temperature; hence a pre heater is used to increase the temperature of intake air. In normal diesel engine, the glow plug is constituted in the way of providing heating at colder condition when self-starting of the engine faces struggle, we have changed the purpose of glow plug into full time heating of the engine surface by using glow plug relay which turn on and off at various time intervals relative to the glow plug temperature by means of 12V DC supply and further more modification includes increasing the compression ratio

of engine from 24:1 to 25.6:4, and then providing ceramic coating to glow plug and piston crown in order to withstand the high temperature.

Partially Stabilized Zirconium (PSZ) and Aluminium Oxide (Al₂O₃) is coated in the glow plug heating rod (Fig.4) and piston crown (Fig.5) respectively. Partially stabilized zirconium dioxide (PSZ) is a new non-metallic structural material that combines hardness, reduced fragility, and chemical inertness with high chemical stability in aggressive environments throughout a wide temperature range (up to 1400 °C). Aluminium coatings are surface coatings of metals which display excellent corrosion resistance and also withstand high heat, humidity and chemical attacks. The ceramic coating is accomplished by plasma coating or plasma spray process as shown in Fig.2 and Fig.3 . The Plasma Spray Process is basically the spraying of molten or heat softened material onto a surface to provide a coating as shown in Fig.4. The cylinder bore is reduced by surface grinding method. Surface Grinding is a manufacturing process which moves a grinding wheel relative a surface in a plane while a grinding wheel contacts the surface and removes a minute amount of material, such that a flat surface is created.

The ratio of tested bio fuel blends is shown in Fig.6. The n-butanol additive is added for uniformly mixing of fuels. The engine is running at constant speed of 1250rpm. The engine is rushed to increase uniform speed after which it is steadily stacked. The investigations are directed at six force levels. For each heap condition, the engine is run for in any event 10 minutes after which information is gathered. The examination is reshaped multiple times and the normal worth is taken. A dynamometer is utilized for estimating the intensity of engine yield 5-gas analyzer is utilized for estimating the outflows of CO, HC, NO_x and smoke density of the engine. A fuel utilization meter is utilized for estimating the brake explicit fuel utilization of the engine. The main measurement methods used for the determination of exhaust gas temperatures include resistance temperature sensors and thermocouples.

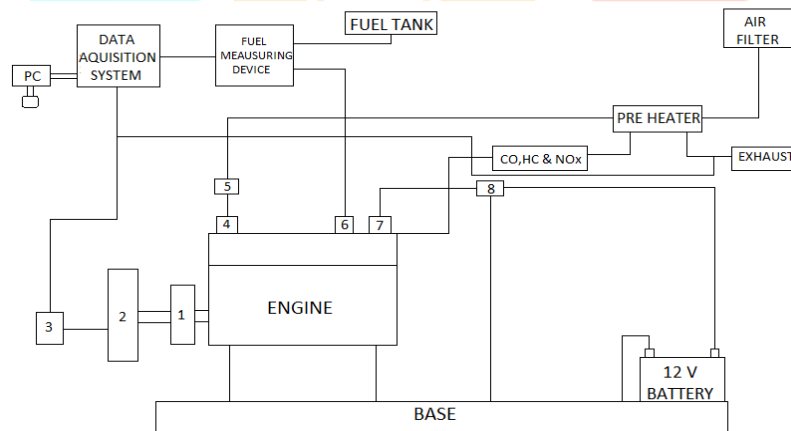


Fig.1 Surface Ignition Engine

- | | |
|-------------------------|---------------------------|
| 1. Flywheel | 2. Digital air flow meter |
| 3. Dynamometer | 4. Fuel Injector |
| 5. RPM Measuring device | 6. Coated Heater |
| 7. Air stabilizing tank | 8. Glow Plug Relay |



Fig.2 PSZ Plasma coating on glow plug heating rod



Fig.3 Al₂O₃ Powder for Plasma coating on piston

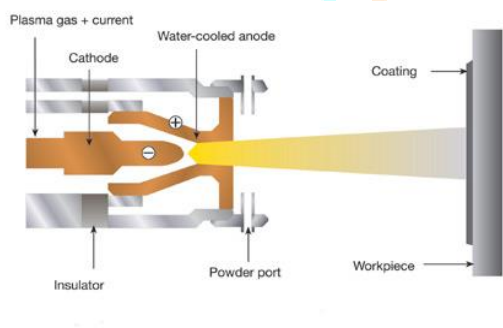


Fig. 4 Plasma Spray Process



Fig.5 Partially Stabilized Zirconia




Fig.6 Tested bio fuel blends

Table.1 Specifications of Surface Ignition Engine

Engine Type	4 Stroke SIE
No of Cylinder	One
Bore Diameter	86 mm
Stroke Length	77 mm
Engine Displacement	445.3 cc
Compression Ratio	24+/-1:1(+1)
Max. Engine power	6.62 kW at 3400 rpm
Max. Torque	23 Nm at 2000 rpm
Idling Speed	1250 rpm
Method of Cooling	Forced air and oil cooled

Table.2 Properties of Fuel

Properties	Diesel	Ethanol	Coconut oil
Chemical formula	$C_{12}H_{23}$	C_2H_5OH	$C_4H_8NNAO_2$
Calorific value (kJ/kg)	42500	19700	38100
Viscosity (mPa s)	2.8	1.040	4.1
Flash point (°C)	78	17	115.5
Boiling point (°C)	180-330	78.5	95-99
Auto ignition temperature (°C)	230	365	171
Cetane number	45	5-15	56
Density (Kg/m ³) at 25°C	837	784.9	886.2
Surface tension (N/m) at 25°C	0.023	0.022	0.034

3. RESULTS AND DISCUSSIONS:

The modified CI Engine is compared with base engine. Alternative fuel evaluation is compared based on performance of engine and its effects on environment. The impact of ethanol fuel addition to diesel fuel in Surface Ignition Engine is evaluated by the parameters such as, brake specific fuel consumption, brake thermal efficiency, temperature of exhaust gas, emissions of CO, HC, NO_x and smoke density.

3.1. Brake Specific Fuel Consumption:

Brake specific fuel consumption (BSFC) is a measure of fuel consumed to produce unit brake power. The Fig 9 represents the variations in brake specific fuel consumption of the engine with pure diesel (D100) and other blended fuels with respect to brake power. The graphical variations clearly show that the increase in ethanol addition to diesel increases the brake specific fuel consumption. This is due to the low calorific value of the ethanol than diesel. The main reason is that oxygen content in ethanol does not contribute to heat generation during combustion.

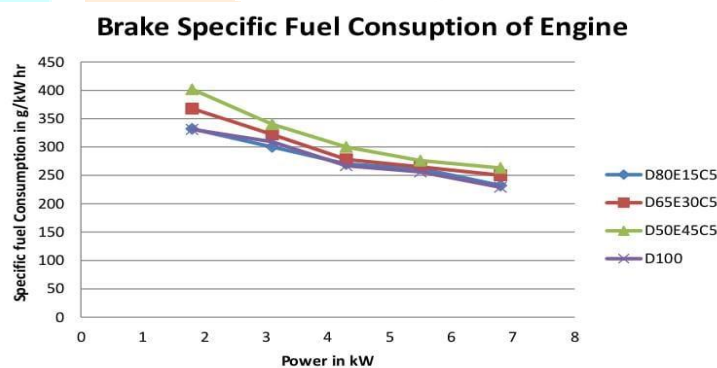


Fig.9 SFC Vs Brake Power

3.2. Brake Thermal Efficiency:

Fig.10 shows the variations of brake thermal efficiency of the engine with pure diesel (D100) and blended fuels with respect to brake power. From the graph, we can figure out that with increase in brake power, the brake thermal efficiency also gradually increases for both blended and pure diesel and the maximum brake thermal efficiency is observed at 5.5 kW for D50E45C5. The graph also shown that with increase in ethanol addition, the brake thermal efficiency also increases because ethanol contains more oxygen by mass compared to baseline diesel which results in better combustion of fuel and hence increases the efficiency.

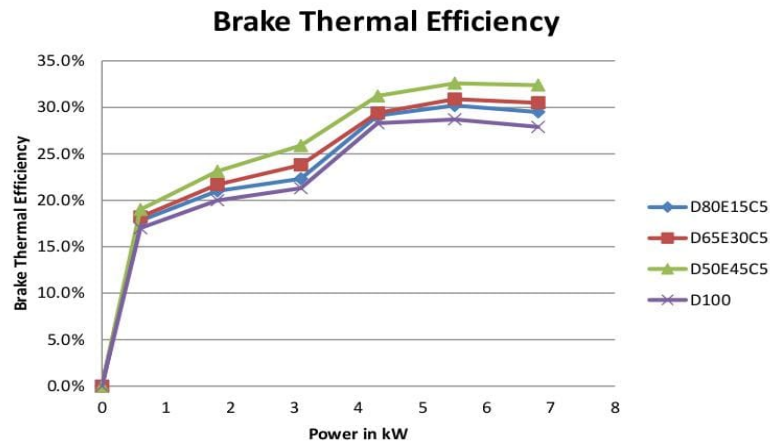


Fig.10 Brake Thermal Efficiency Vs Brake Power

3.3. CO Emission:

Fig.11 shows the variation of CO emission for different blended fuel with respect to brake power. Insufficiency of oxygen in the fuel leads to the formation of CO. when CO has no oxygen to oxidize, then it will remain as CO instead of oxidizing into CO₂. Due to the enormous amount of oxygen content in ethanol, the CO emission is reduced as the addition of ethanol is increased. The figure shows that the D50E45C5 produces less CO emission compared to other blended fuels.

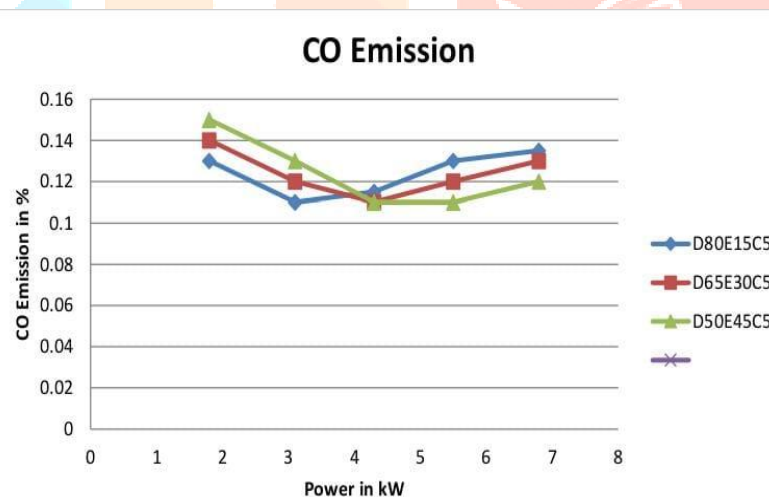


Fig.11 CO Emission Vs Brake Power

3.4. HC Emission:

Fig.12 shows the variation of HC emission for different blended fuel with respect to brake power. The unburned hydrocarbons are caused by the ineffective combustion of air fuel mixture. When the ethanol is blended with diesel, it provides enough oxygen to produce efficient combustion. So the addition of ethanol as a supplementary fuel to the diesel engine reduces the HC emission. The graph indicates the blends of D65E30C5 and D50E45C5 produce less amount of HC emission compared to baseline pure diesel. It also shown the increase in HC emission for D50E45C5 when power is increased, it may be happened due to non-uniform combustion at full load condition.

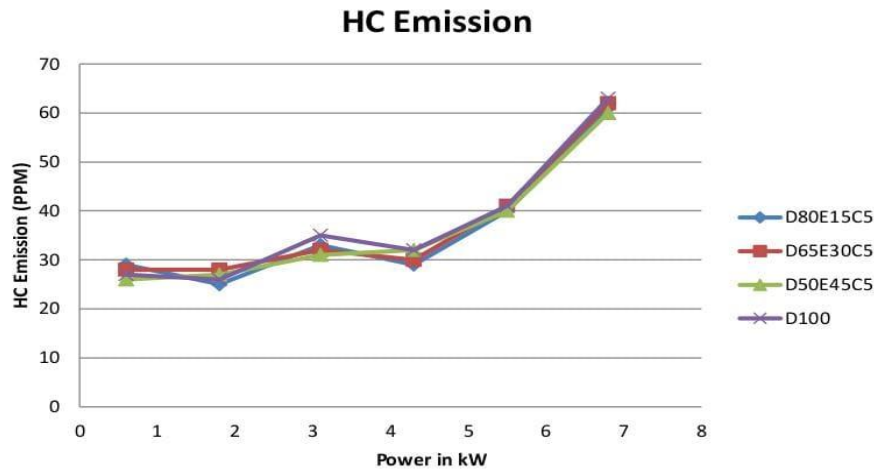


Fig.12 HC Emission Vs Brake Power

3.5. NOx Emission:

Fig.13 shows the variation of NOx emission for the different fuel blends with respect to brake power. The oxides of nitrogen (NO, NO2) coming out from the muffler after the combustion of fuel is popularly known as NOx. The graph shows that the NOx emission is lower for D50E45C5 compared to other fuel blends. High combustion efficiency and high latent heat of vaporization of ethanol leads to the low emission of NOx at E45 blend.

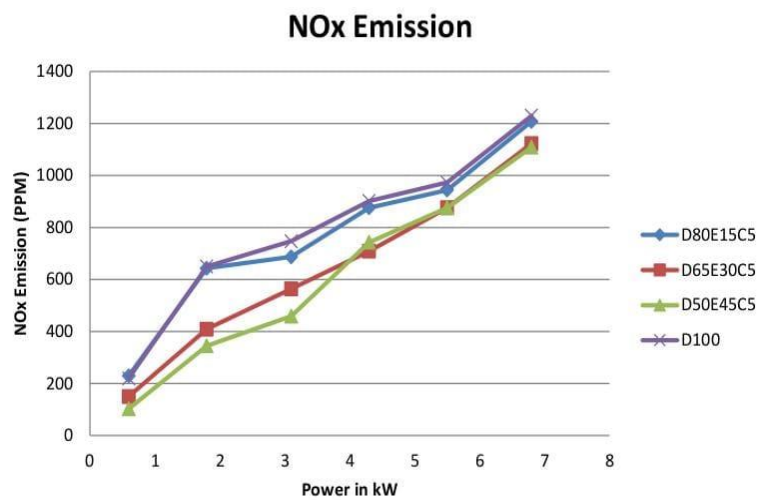


Fig.13 NOx Emission Vs Brake Power

3.6. Smoke Density:

Fig.14 shows the variation of smoke density for different blended fuel with respect to brake power. Smoke emission is possible if there is a fuel rich zone at high temperature and pressure. The figure shows that there is a reduction in smoke emission because of the ethanol addition. The presence of oxygen in ethanol hinder the oxidation soot nuclei and reduces the fuel rich zone formation during combustion which results in reduction of smoke.

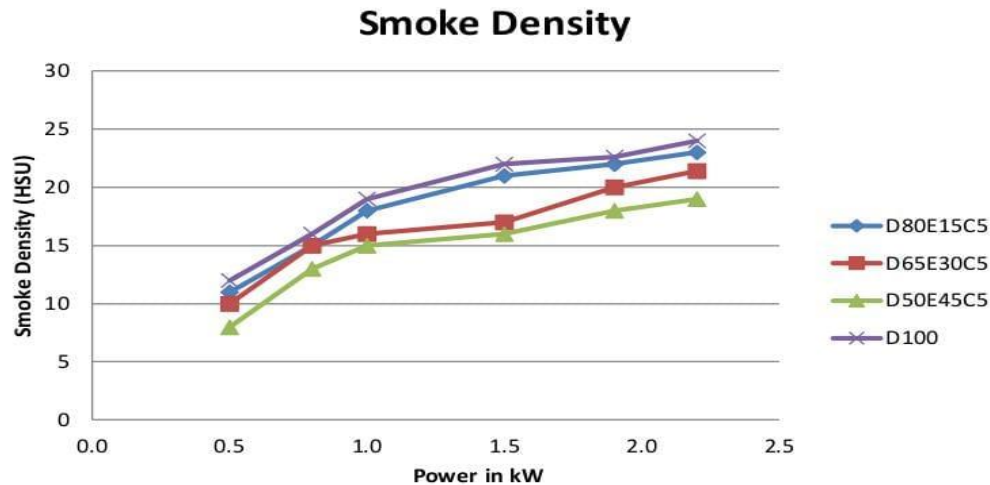


Fig.14 Smoke Density Vs Brake Power

4. CONCLUSION:

A detailed experimental analysis for finding out the emission characteristic of ethanol in comparison with base diesel was carried out. This experimental study investigated that the ethanol fuel can be a suitable alternative fuel of Surface Ignition Engine. A noticeable improvement observed in terms of brake thermal efficiency, combustion efficiency and brake specific fuel consumption. It is found that n-butanol is a suitable additive for mixing the ethanol with diesel. Unfortunately, the brake specific fuel consumption increased as the ethanol added to diesel due to lower calorific value of ethanol. The decrease in emission observed with fuel blends. Harmful gases such as NO_x, HC, CO and smoke density is reduced at D55E45C5. The NO_x formation is decreased because ethanol absorbs heat during Combustion due to its high latent heat of Vaporization. Ceramic coating provides complete combustion which results a reduction in smoke density. This study was concluded that the modifications done in the CI engine is the main reason for the efficient output at D55E45C5 blended fuel ratio.

5.ACKNOWLEDGMENT:

We are thankful to Department of Mechanical engineering at PONJESLY College of Engineering Nagercoil, for giving us the opportunity to carry out this research work. We are obliged by the constant inspiration and support of all the colleagues and friends.

6.REFERENCE:

1. Ulrik Larsen, Troels Johansen, Jesper Schramm (May- 2009), Ethanol as a Fuel for Road Transportation. TECHNICAL UNIVERSITY OF DENMARK, 1-87.
2. G.Tamizharasi, S.Kathiresan (Aug-2013), Four Stroke Diesel Engine's Surface Ignition using Ethanol. INTERNATIONAL JOURNAL OF ADVANCED RESEARCH IN ELECTRICAL, ELECTRONICS AND INSTRUMENTATION ENGINEERING, 2(8), 3639-3646.
3. Achmad Praptijanto, Aam Muharam, Arifin Nur, Yanuandri Putrasari (2014), Effect of ethanol percentage for diesel engine performance using virtual engine simulation tool. ICSEEA , Energy Procedia.
4. Yu Liang, Liying Zhou, Haomin Huang, Mingfei Xu, Mei Guo, Xin Chen(2017), Effect of the Ethanol Injection Moment During Compression Stroke on the Combustion of Ethanol - Diesel Dual Direct Injection Engine. IOP CONFERENCE SERIES: EARTH AND ENVIRONMENTAL SCIENCE PAPER, 108 (2018), 1-6.
5. S. Sunit Kumar Reddy and V. Pandurangadu (Jun-2014), Investigations On Ceramic Coated Diesel Engine with Brass Piston Material. JOURNAL OF MECHANICAL ENGINEERING, 44(1), 10-17.
6. Hanbey Hazar, Ugur Ozturk (2010), The effects of Al₂O₃ -TiO₂ coating in a diesel engine on performance and emission of corn oil methyl ester. RENEWABLE ENERGY 35, 2211-2216.
7. Malaisamy P. Balashanmugam (Aug-2004), Fabrication of Efficiency Increaser by Using Preheating Method. IJSR 3(8), 2277-8179.
8. Magín Lapuerta, Juan José Hernandez, David Fernández Rodríguez, Alexis Cova Bonillo. Auto ignition of blends of n-butanol and ethanol with diesel or biodiesel fuels in a constant-volume combustion chamber. ENERGY 118(2017), 613-621.
9. Swamy RL, Chandrashekar TK, Banapurmath NR, Khandal SV (2015) Impact of Diesel-butanol Blends on Performance and Emission of Diesel Engine. OIL GAS RES 1: 101. Doi: 10.4172/2472-0518.1000101.
10. S Suyambazhahan. (2019), Experimental Investigation of Performance, Emissions and Combustion on 4 Stroke Single Cylinder Direct Injection Compression Ignition (Dici) Engine using Diesel Blends. IJRTE, 8(1), 3442-3449.
11. Jones, J.M., Breag, G.R., Hollingdale, A.C, and Robinson A.P, (1990).The use of coconut oil/diesel blends as a fuel for compression ignition engines. GREENWICH ACADEMIC LITERATURE ARCHIVE (GALA), (ODNRI Bulletin No. 31), 1-20.