



INTERNATIONAL JOURNAL OF CREATIVE RESEARCH THOUGHTS (IJCRT)

An International Open Access, Peer-reviewed, Refereed Journal

“Herbal Drug Used As Anti- Tuberculosis Agent.”

DHANDE AJIT^{*1}, DIVASE MAYUR²,
HSBPVT's GOI, Parikrama College Of Pharmacy, Kashti.

Tal – Shrigonda , Dist – Ahmednagar.

*Abstract:-

Tuberculosis is the principle purpose of morbidity in modern-day generation and got here to existence many decades in the past and has emerged as pandemic sickness. The use of allopathic medicinal drug in complicated sickness like tuberculosis is related to the hassle of drug resistance and natural pills have proven to be simplest in this context. The exploration of cures for the successful attenuation of the morbid circumstance associated with tuberculosis is the need of the day.

Key words:- Acalypha indica , Adhatoda vasica , Allium cepa , Allium sativum , Aloe vera , Tuberculosis , Mycobacterium .

Introduction

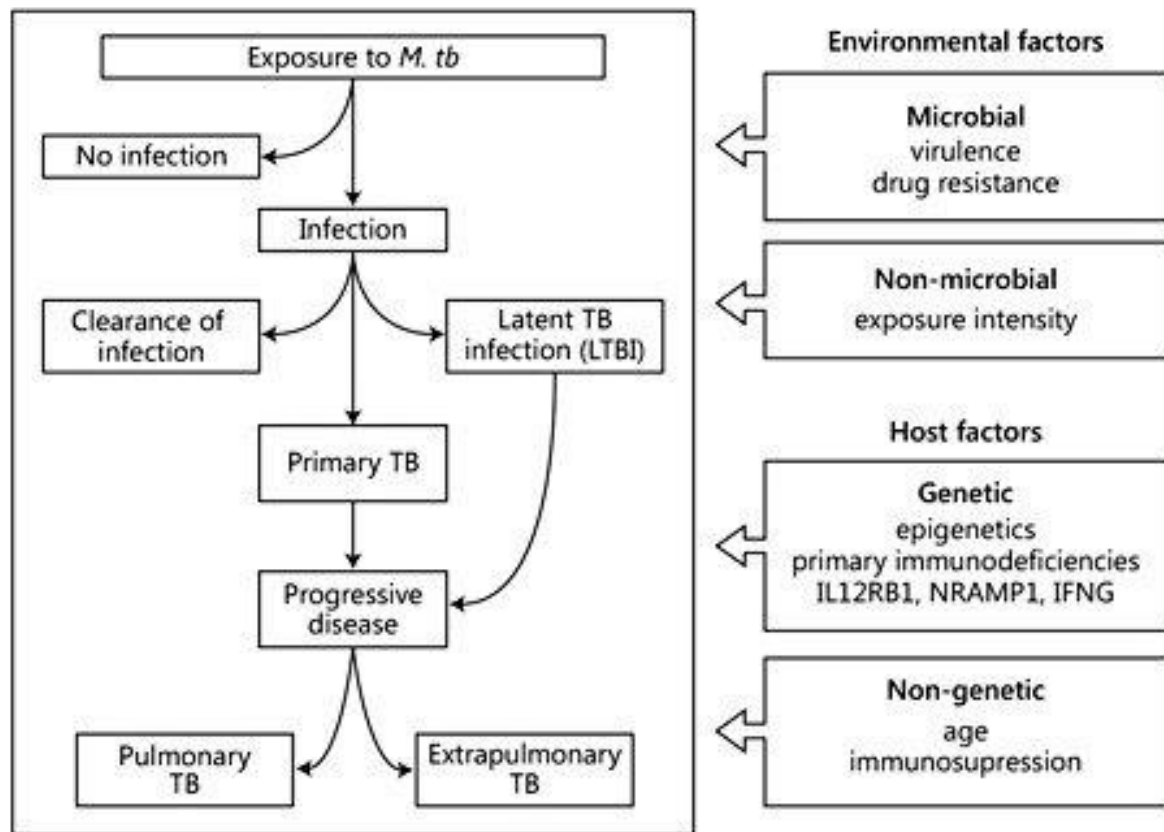
Tuberculosis triggered the maximum sizeable public problem in the nineteenth and early twentieth centuries as a virus ailment of the city. In keeping with international fitness organization (WHO), Tuberculosis, or TB, is an infectious bacterial ailment due to mycobacterium tuberculosis, which most generally impacts the lungs. It is transmitted from character to individual through droplets from the throat and lungs of people with the energetic respiration disorder. Twentyfourth March is well known as the world TB day to make the whole global remind approximately the main pandemic danger that is a mandate issue wanting to be resolved at a quick tempo. Tuberculosis (TB) is a ailment of poverty, and a chief cause of morbidity and mortality taking place in

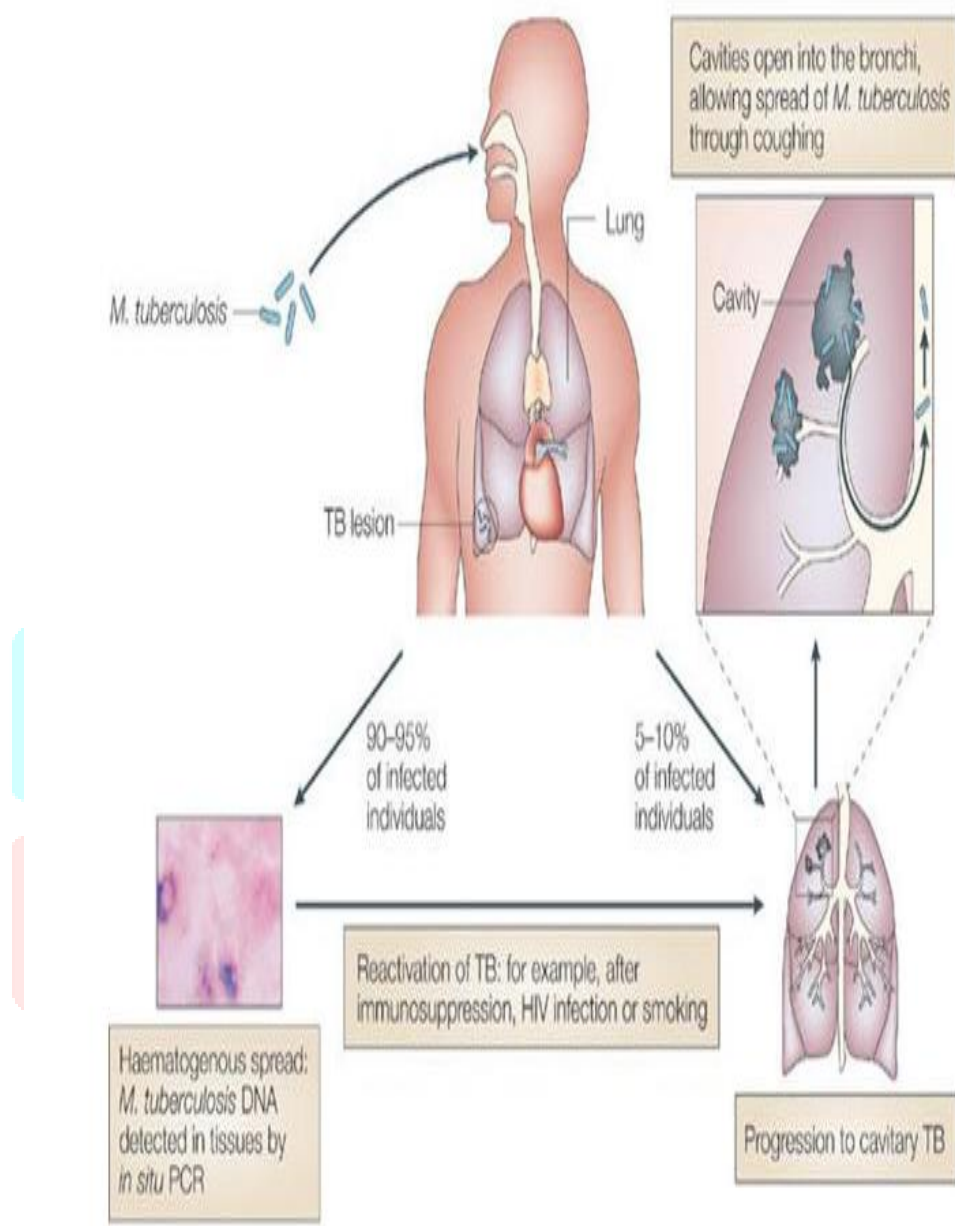
growing international locations. Tuberculosis (TB) is a bacterial infection precipitated especially through Mycobacterium tuberculosis (MTB). The pathophysiology of TB has been studied appreciably from the closing a long time. Scientist from London stated that discovery of latest drug specifically from plant foundation is the want of the day. Those new pills are used for attenuation of complexity of present day remedy, improve remedy of MDR TB and control of latent TB.

TB Pathophysiology:-

M. tuberculosis calls for the presence of oxygen to grow. It does no longer require any bacteriological stain due to high lipid content in its wall, and as a result is by no means considered as Gram-positive nor Gram-negative; therefore Ziehl-Neelsen staining, or acid-rapid staining, is used. The mycobacteria do now not seem to fit the Gram-positive class from an empirical perspective (i.e., they do now not keep the crystal violet stain), they're categorised as acid-speedy Gram-positive micro organism due to their lack of an outer cell membrane. M. tuberculosis replicates every 15–20 hours, that's extremely slow as compared to other micro organism, which tend to have division instances measured in mins. especially, M. tuberculosis blocks the bridging molecule, early endosomal autoantigen 1 (EEA1); however, this blockade does not prevent fusion of vesicles filled with nutrients. consequently, the bacteria multiply unchecked in the macrophage. The micro organism also carried the UreC gene, which prevents acidification of the phagosome. The bacteria also steer clear of macrophage-killing via causing the neutralization of reactive nitrogen intermediates.

Flow chart TB Pathophysiology:-

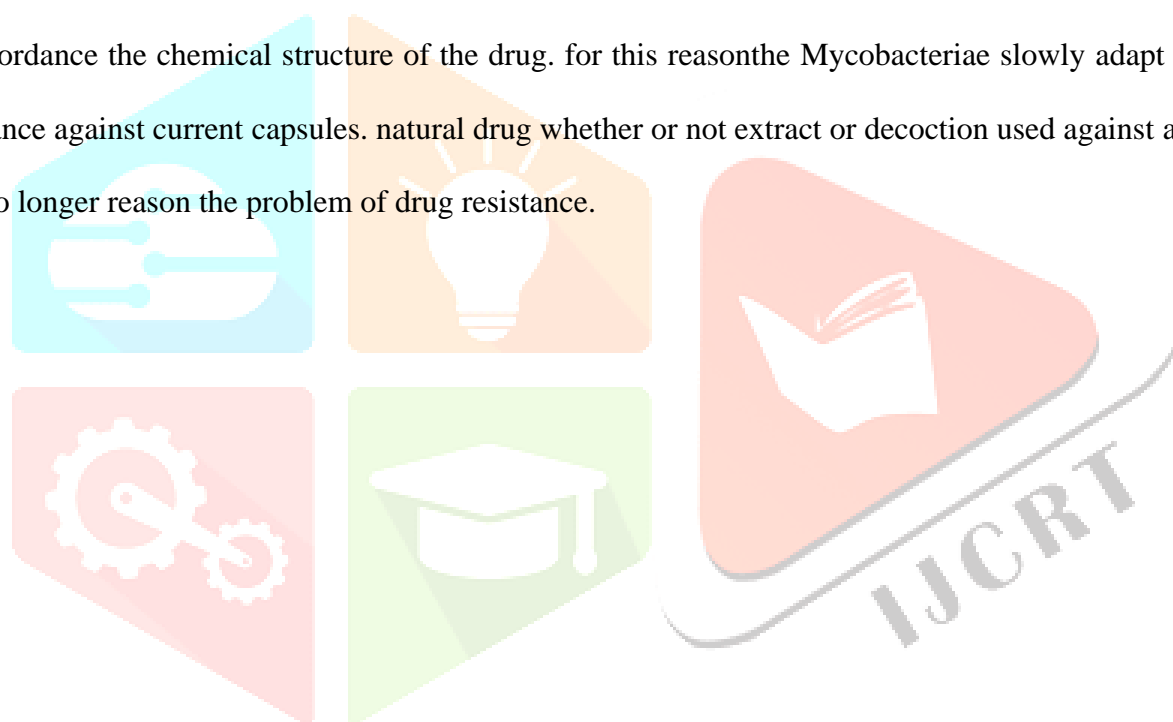




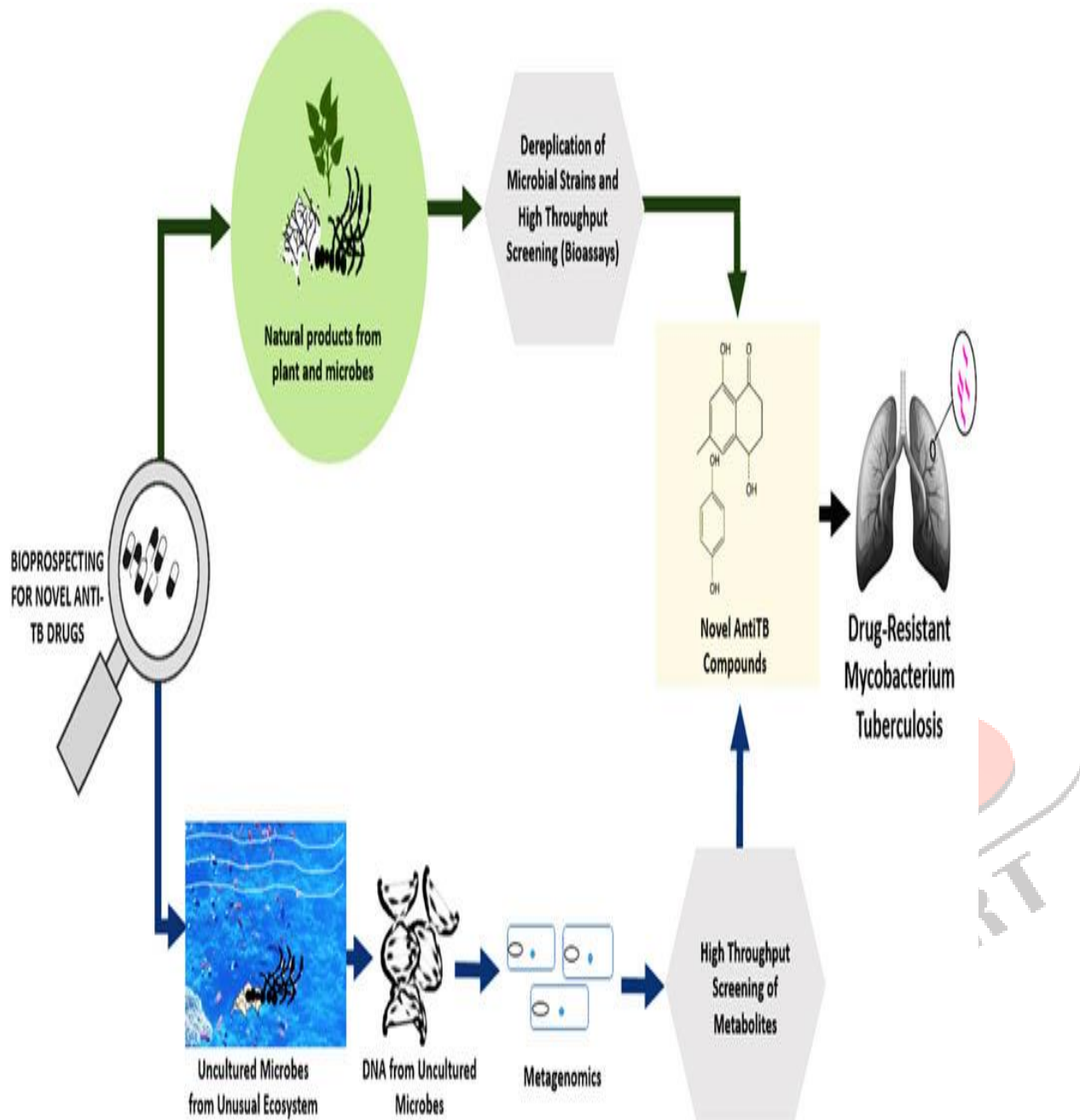
Copyright © 2005 Nature Publishing Group
Nature Reviews | Immunology

Herbal Drugs

The modern remedy for TB consist of antibiotics along with rifambicin, ethambutol, isoniazid and pyracinamide, however the emergence of trouble of more than one drug resistant (MDR) and (XDR) lines of mycobacterium is very common with anti TB pills. The presence of “pass resistance” purpose no unmarried drug or mixture remedy was able to manipulate TB fully and such drug resistance is developed handiest against purified chemical compound. Any unmarried purified compound will produce resistance in pathogens. The Mycobacteriae are self ready to digest the drug by means of modifying their receptor structure in accordance the chemical structure of the drug. for this reasonthe Mycobacteriae slowly adapt and broaden resistance against current capsules. natural drug whether or not extract or decoction used against any pathogen will no longer reason the problem of drug resistance.



Herbal Drugs As Anti -TB:-



Natural products as Anti-TB Retailers:-

Natural products along with plants, animals and minerals were the basis of treatment of human sicknesses. Medicinal vegetation, since times immemorial, were used in surely all cultures as a supply of medication. The widespread use of natural remedies and healthcare arrangements, as the ones described in historic texts along with the Vedas and the Bible, and received from commonly used traditional herbs and medicinal vegetation, has been traced to the prevalence of herbal products with medicinal properties

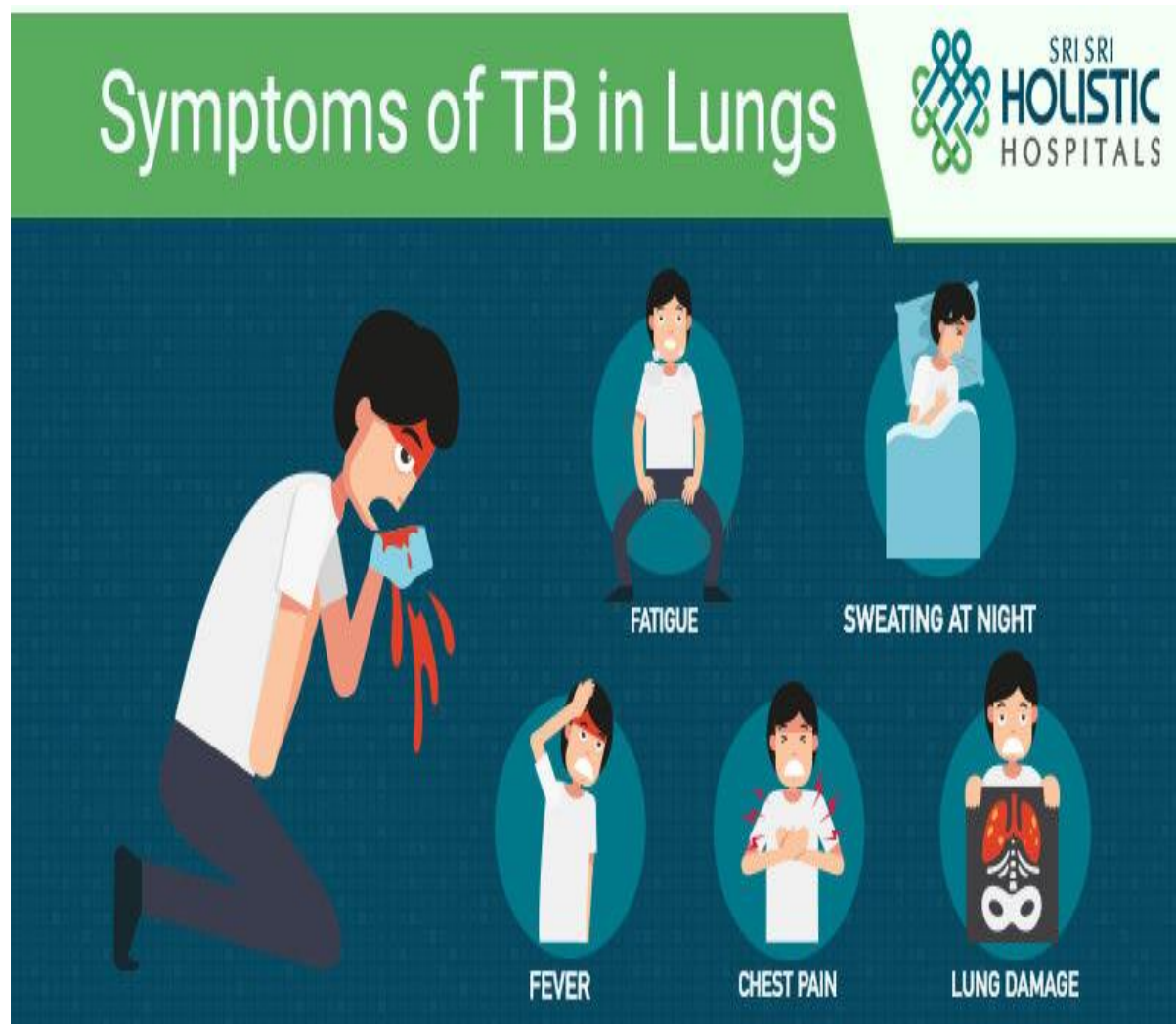
Symptoms: -

- bad cough that lasts 3 weeks or longer
- pain in the chest
- coughing up blood or sputum (phlegm from deep inside the lungs)

*Other symptoms of TB disease are:-

- weakness or fatigue
- weight loss
- no appetite
- fever
- sweating at night

Representation of Symptom in TB:-



Glance Of Natural Anti-Tubercular Drugs:-

BotanicalName	Family	Chemical Constituents	Activity	urvedicName
Aloe vera	<i>Liliaceae</i>	aloin	Purgative	Ghritkumaarika
Colebrook appositively	<i>Liliaceae</i>	Flavonoids	Anti-inflammatory	Binda
Prunus armónico	Rosaceae	Protocatechuic, coumaric, Ferulic acid	antiasthma tic	Petalux
Kalanchoe integra	Crassulaceae	Triterpenoids - friedelin, taraxerol	Hypotensive, antiarrhythmic	Parnabija
Morinda citrifolia	Rubiaceae	glycosides, nordamnacanthol. Ursolic acid and β-sitosterol. caproic acid.	Antileucorrhoeic antidysenteric emmenagogue	Ashoka

Material & methodology:-

Collection of plants: Leaves of genus *Acalypha indica* L.(Euphorbiaceae), *Adhatoda vasica* Nees.(Acanthaceae), *Aloe vera* L. (Aloaceae) and bulbs of onion L. (Alliaceae) and *Allium sativum* L.(Alliaceae)

Extract preparation: fine-grained leaves of *C. sinensis* become stewed with water to gather extract, when water extracts of various vegetation had been organized the usage of mortar and pestle with sterile H₂O in quantitative relation 1:1 and handed through the millipore (0.22 μ m) membrane filter out, vacuum centered and preserved to provide fine fine-grained samples. For ethanolic extract preparation, the dried plant parts had been fine-grained and soxhlet instrumentality became used.

Conclusion:-

The aspect outcomes associated with the medical aid capsules have remarkably necessities the wish of natural medicine. during this analysis, authors have tried to form an entire description of all the antitubercular tablets across the world. the various components found in vegetation makes them as associate degree powerful antitubercular drug. the invention of recent medicine has ultimately begin to emerge, the same old of beware of infectious disease may emerge as doable presently, and therefore the framework for sophistication of drug-resistant instances can have to be compelled to be expored.

Reference

1. Abbruzzese, M.R., Delaha, E.C., Garagusi, V.F., 1987. Absence of antimyco bacterial synergism between garlic extract and antituberculosis drugs. *Diag. Microbiol. Infect. Dis.*; 8(2): 79-85.
2. Ma, T.S. and Roper, R., 1968. Microchemical investigation of medicinal plants, I. The antitubercular principle in *Prunus mume* and *Schizandra chinensis*. *Mikrochim. Acta.*; 167-181.
3. Burcher and Mae-Wan Ho, 1996. *Prac. Global strategy for traditional medicine research*: 142-144.
4. Glasby, S., 1976. *Encyclopedia of Antibiotics*, Wiley, London. Pp.352.
4. Gupta, O.P., Amarnath, Gupta, S.C. and Srivastava, T.N. 1980. Preparation of semi- synthetic analogues of Piper amides and their antitubercular activity. *Bull. Med. Ethnobot. Res.*; 1(1): 99-106.
5. Gupta, O.P., Amarnath, Gupta, S.C. and Srivastava, T.N. 1980. Preparation of semi- synthetic analogues of Piper amides and their antitubercular activity. *Bull. Med. Ethnobot. Res.*; 1(1): 99-106.
6. Gler, M.T., Skripconoka. V., Garavito, E. Delamanid for multidrug- resistant pulmonary tuberculosis. *N.Engl. J. Med.*, 2012; 366(23): 2151-2160.
7. Sobhy EA, Feky SS. "Chemical constituents and antimicrobial activity of *Helichrysum stoechas*". *Asian journal of plant sciences* 2007; 6(4): 692-695.
8. Sharma SK, Mohan A. Multidrug-resistant tuberculosis. *Indian J Med Res.* 2004; 120:354-376.
8. Gler, M.T., Skripconoka. V., Garavito, E. Delamanid for multidrug- resistant pulmonary tuberculosis. *N.Engl. J. Med.*, 2012; 366(23): 2151-2160.
9. Ma, T.S. and Roper, R., 1968. Microchemical investigation of medicinal plants, I. The antitubercular principle in *Prunus mume* and *Schizandra chinensis*. *Mikrochim. Acta.*; 167-181.