



A Review On Analytical Method Development

Dhanashri Parasram Fand

Dattakala College of pharmacy, Bhigwan, Maharashtra India

ABSTRACT

Pharmaceutical analysis is particularly important in the quality assurance and control of bulk pharmaceuticals and pharmaceutical formulations. The demand for novel analytical techniques in the pharmaceutical industry has increased due to the rapid growth of pharmaceutical industries and drug production in various parts of the world. As a result, developing analytical methods has become the most important aspect of analysis. The improvement of analytical devices has resulted in recent developments in analytical methodologies. The advancement of analytical methods and analytical tools has reduced analysis time, enhanced precision and accuracy, and cut analysis costs. As a result, most pharmaceutical companies are spending a significant amount of money to create specialised analytical laboratories. Analytical procedures for active pharmaceutical ingredients (API), excipients, drug products, degradation products and associated compounds, residual solvents, and other chemicals are developed and validated. As a result, it has become a vital element of the regulatory organization's requirements. Official test methods emerge from the development of analytical procedures. In quality control laboratories, these approaches are used to assure the identification, purity, safety, efficacy, and performance of drug goods. Analytical approaches in production are becoming more important to regulatory bodies. Drug approval by regulatory authorities requires the applicant to prove control of the entire process of drug development by using validated analytical methods.

Key words: Analytical method development, validation, Quality control.

INTRODUCTION

As a result, the majority of pharmaceutical companies are spending a significant amount of money to construct advanced analytical laboratories. Analytical procedures for API, excipients, drug products, degradation products and associated compounds, residual solvents, and other substances are developed and validated. As a result, it has become an important aspect of the regulatory organization's requirements. Official test methods are the consequence of the development of analytical methodologies. Quality control laboratories utilise these approaches to assure the identification, purity, safety, efficacy, and performance of drug items. Regulatory agencies are emphasising the need of analytical methods in manufacturing. ^[1].

Thus it becomes necessary, to develop newer analytical methods for such drugs. The method development provides the following requirements to the analyst so as to enable him to estimate the drug^[2].

The required data for a given analytical problem.

- The required sensitivity.
- The required accuracy.
- The required range of analysis.
- The required precision. The method validation / evaluation imply the process of documenting or providing that: analytical method provides analytical data for the intended use. Validation analytical method require the following:
 - Assuring quality
 - Achieving acceptance of products by the international agencies.
 - Mandatory requirement purposes for accreditation as per ISO 17025 guidelines.
 - Mandatory requirement for registration of any pharmaceutical product or pesticide formulation^[3].
 - Validation methods are only acceptable for under taking proficiency testing.
 - Validated/Evaluated method undergoes quality control procedures for further evaluation.

Criteria for the Development of New Analytical Method:

The basis for determining the product is drug analysis. There is frequently a time lag between the introduction of a medicine to the market and its inclusion in pharmacopoeias. This is due to potential ambiguities in the continued and expanded use of these treatments, reports of novel toxicities and the development of patient resistance, as well as the launch of superior drugs by competitors (Conners, 1994). Standard and analytical methodologies for these medications may not be available in pharmacopoeias under certain circumstances. As a result, new analytical procedures for such medications must be developed. In a nutshell, the motivations for the development of novel drug analysis procedures. ^[5].

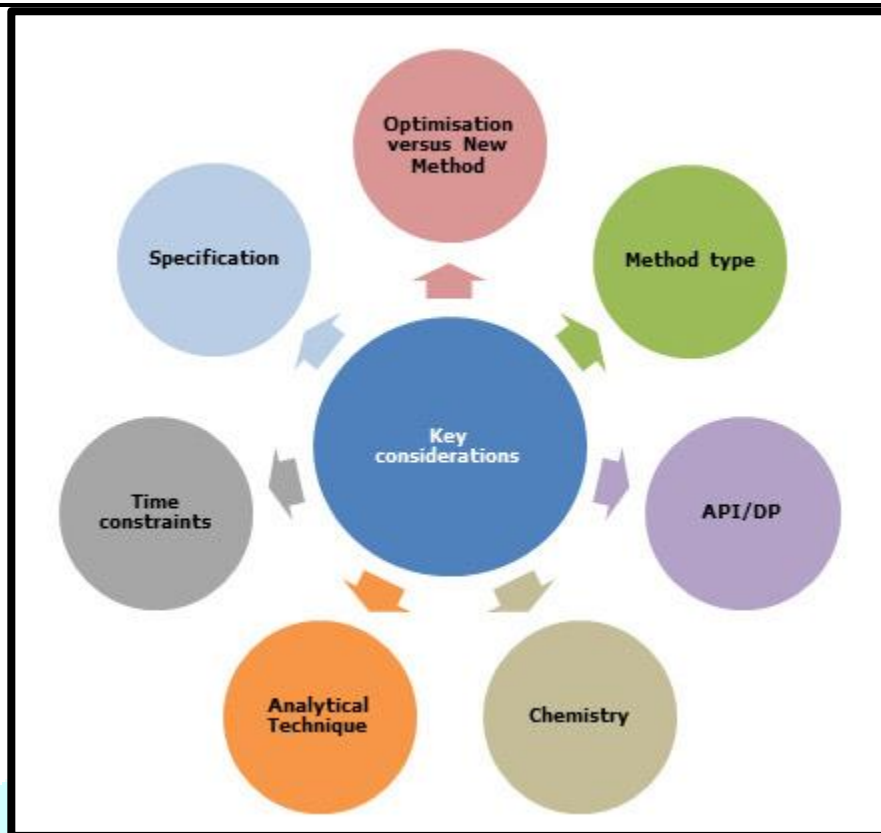


Fig.No: Criteria for the Development of New Analytical Method

The new drug or drug combination may not be official in any pharmacopoeias. A proper analytical procedure for the drug may not be available in the literature due to patent regulations^[6]. Analytical methods may not be available for the drug in the form of formulation excipients. Analytical methods for a drug in combination with other drugs may not be available. Analytical methods for the quantitation of the drug in biological fluids may not be available. The existing analytical procedures may require expensive reagents and solvents. It may also involve cumbersome extraction and separation procedure and these may not be reliable^[7]. Steps involved in method development: Documentation starts at the very beginning of the development process. A system for full documentation of development studies must be established. All data relating to these studies must be recorded in laboratory notebook or an electronic database^[8].

1. Analyte standard characterization

- a) All known information about the analyte and its structure is collected i.e., physical and chemical properties.
- b) The standard analyte (100 % purity) is obtained. Necessary arrangement is made for the proper storage (refrigerator, desiccators and freezer).
- c) When multiple components are to be analyzed in the sample matrix, the number of components is noted, data is assembled and the availability of standards for each one is determined^[9].
- d) Only those methods (spectroscopic, MS, GC, HPLC etc.,) that are compatible with sample stability are considered.

2. Method requirements:

The goals or requirements of the analytical method that need to be developed are considered and the analytical figures of merit are defined. The required detection limits, selectivity, linearity, range, accuracy and precision are defined^[11].

3. Literature search and prior methodology:

The literature for all types of information related to the analyte is surveyed. For synthesis, physical and chemical properties, solubility and relevant analytical methods, books, periodicals, chemical manufacturers and regulatory agency compendia such as USP / NF, are reviewed. Chemical abstracts service (CAS) automated computerized literature searches are convenient^[12].

4. Choosing a method:

Using the information in the literatures and prints, methodology is adapted. The methods are modified wherever necessary. Sometimes it is necessary to acquire additional instrumentation to reproduce, modify, improve or validate existing methods for in-house analytes and samples^[13].

a) If there are no prior methods for the analyte in the literature, from analogy, the compounds that are similar in structure and chemical properties are investigated and are worked out. There is usually one compound for each analytical method already exist that is similar to the analyte of interest^[14].

5. Instrumental setup and initial studies:

It's time to set up the necessary instruments. Instrumentation installation, operation, and performance qualification are all checked using laboratory standard operating procedures (SOPs). New consumables (such as solvents, filters, and gases) are consumed on a regular basis. Method development, for example, is never initiated on a previously used HPLC column. [15] The analyte standard is prepared in a suitable injection / introduction solution with known concentrations and solvents. Rather than a complex sample matrix, it's best to start with a real, well-known standard. It is possible to begin working with the real sample if the sample is extremely close to the standard (e.g., bulk medication).

6. Optimization:

During optimization one parameter is changed at a time and set of conditions are isolated, rather than using a trial and error approach. Work has been done from an organized methodical plan, and every step is documented (in a lab notebook) in case of dead ends^[16].

7. Documentation of analytical figures of merit:

The originally determined analytical figures of merit are limit of quantitation (LOQ), limit of detection (LOD), linearity, time per analysis, cost, sample preparation etc., are documented^[17].

8. Evaluation of method development with actual samples:

The sample solution should lead to unequivocal, absolute identification of the analyte peak of interest apart from all other matrix components^[18].

9. Determination of percent recovery of actual sample and demonstration of quantitative sample analysis:

Percent recovery of spiked, authentic standard analyte into a sample matrix that is shown to contain no analyte is determined. Reproducibility of recovery (average + / - standard deviation) from sample to sample and whether recovery has been optimized or not has been shown. It is not necessary to obtain 100 % recovery as long as the results are reproducible and known with a high degree of certainty^[11,13]. The validity of analytical method can be verified only by laboratory studies. Therefore documentation of the successful completion of such studies is a basic requirement for determining whether a method is suitable for its intended applications^[19].

HPLC method development:

One of the most extensively used analytical procedures is high-performance liquid chromatography (HPLC). HPLC is used to assess more than 85% of all medicines. Chromatography was invented by Russian botanist M.S. Tswett in 1903, but it has undergone numerous revolutions and changes since then, and it is still in use today. HPLC is a separation module that consists primarily of a stationary phase and a mobile phase with opposing polarity, both of which are equipped with high-pressure pumps, and the separation is accomplished by the interaction of the stationary and mobile phases.^[20] A proper choice of stationary phase and mobile phase is essential to reach desired separation. Ph of mobile phase, different types of buffer, column temperature, sample diluents, detection wavelength and many more are the variables which play a major role in method development^[21]. During the preliminary method development stage, all individual components should be investigated before the final method optimization. This gives us a chance to critically evaluate the method performance in each component and to streamline the final method optimization. A good method development strategy should require only as many experimental runs as are necessary to achieve the desired final result. Finally method development should be as simple as possible, and it should allow the use of sophisticated tools such as computer modeling^[22].

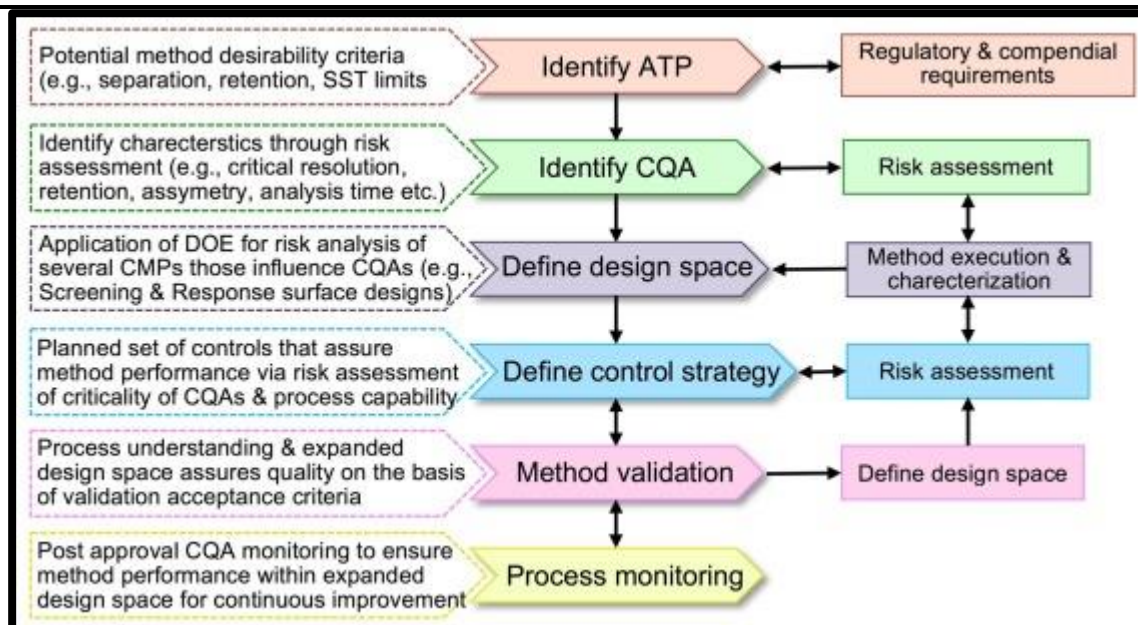


Fig:No:2. HPLC method development

Separation goals:

The goals of HPLC separation need to be specified clearly, are represented in

Choice of the Column:

Column is the heart of HPLC system. Good silica and bonding process will provide the reproducible and symmetrical peak necessary for accurate qualification. Commonly used RP columns include C18 (USP L1), C8 (USPL8), Phenyl (USP L11) and Cyno (USP L18). There is no good or bad column. They are chemically different bonded phases and demonstrate significant changes in selectivity using same mobile phase. Column vary from manufacturer to manufacturer relative to their pore volumes, pore size, surface area, particle size, carbon load and whether they are end capped or not. Column length also plays a vital role in the separation resolution^[20,11]. Various types of columns and their applications. There is no absolute end to the method development process. The question is which is the “acceptable method performance”? The acceptable method performance is determined by the objectives set in this step. This is one of the most important considerations often overlooked by scientists. In this section, the different end points (i.e., expectations) will be discussed in descending order of significance^[24].

Analytes:

For a related substance method, determining the “significant and relevant” related substances is very critical. With limited experience with the drug product, a good way to determine the significant related substances is to look at the degradation products observed during stress testing. Significant degradation products observed during stress testing should be investigated in the method development. Based on the current ICH guidelines on specifications, the related substances method to active pharmaceutical ingredients (API) should focus on both the API degradation products and synthetic impurities, while the same method for drug products should focus only on the degradation products^[25]. In general practice,

unless there is any special toxicology concerns, related substances below the limit of quantification (LOQ) should not be reported and therefore should not be investigated^[26].

Resolution (Rs):

A stability indicating method must resolve all significant degradation products from each other. Typically the minimum requirement for baseline resolution is 1.5. This limit is valid only for 2 Gaussian-shape peaks of equal size. In actual method development, $R_s = 2.0$ should be used as a minimum to account for day-to-day variability, non-ideal peak shapes and differences in peak sizes^[27].

Limit of Quantitation (LOQ):

The desired method LOQ is related to the ICH reporting limits. If the corresponding ICH reporting limit is 0.1%, the method LOQ should be 0.05% or less to ensure the results are accurate up to one decimal place. However, it is of little value to develop a method with an LOQ much below this level in standard practice because when the method is too sensitive, method precision and accuracy are compromised^[28].

Precision, Accuracy:

Expectations for precision and accuracy should be determined on a case-by-case basis. For a typical related substance method, the RSD of 6 replicates should be less than 10%. Accuracy should be within 70 % to 130% of theory at the LOQ level^[29].

Analysis time:

A run time of about 5-10 minutes per injection is sufficient in most routine related substance analyses. Unless the method is intended to support a high-volume assay, shortening the run time further is not recommended as it may compromise the method performance in other aspects (e.g., specificity, precision and accuracy.)^[30]

Adaptability for Automation:

For methods that are likely to be used in a high sample volume application, it is very important for the method to be “automatable”. The manual sample preparation procedure should be easy to perform. This will ensure the sample preparation can be automated in common sample preparation workstations^[31].

Understand the Chemistry:

Similar to any other research project, a comprehensive literature search of the chemical and physical properties of the analytes (and other structurally related compounds) is essential to ensure the success of the project^[32].

Chemical Properties:

Most sample preparations involve the use of organic-aqueous and acid-base extraction techniques. Therefore it is very helpful to understand the solubility and pKa of the analytes. Solubility in different organic or aqueous solvents determines the best composition of the sample solvent. pKa determines the

pH in which the analyte will exist as a neutral or ionic species. This information will facilitate an efficient sample extraction scheme and determine the optimum pH in mobile phase to achieve good separations^[33].

Potential Degradation Products:

Subjecting the API or drug product to common stress conditions provides insight into the stability of the analytes under different conditions. The common stress conditions include acidic pH, basic pH, neutral pH, different temperature and humidity conditions, oxidation, reduction and photo-degradation. These studies help to determine the significant related substances to be used in method development, and to determine the sample solvent that gives the best sample solution stability. In addition, the structures of the analytes will indicate the potential active sites for degradation. Knowledge from basic organic chemistry will help to predict the reactivity of the functional groups. For example, some excipients are known to contain trace level of peroxide impurities. If the analyte is susceptible to oxidation, these peroxide impurities could possibly produce significant degradation products^[35].

Sample Matrix:

Physical (e.g., solubility) and chemical (e.g., UV activity, stability, pH effect) properties of the sample matrix will help to design an appropriate sample preparation scheme. For example, Hydroxypropyl Methylcellulose (HPMC) is known to absorb water to form a very viscous solution; therefore it is essential to use mostly organic solvents in sample preparation. Initial method conditions: The objective at this stage is to quickly develop HPLC conditions for subsequent method development experiments. Initial HPLC conditions^[36].

Preliminary HPLC Conditions:

In order to develop preliminary HPLC conditions in a timely fashion, we should use artificial mixtures of active pharmaceutical ingredients and related substances at relatively high concentrations (e.g., 1-2% of related substance relative to API) to develop the preliminary HPLC conditions. The concentration ratio between API and the related substances should be maintained to ensure the chromatography represents that of a real sample. Alternatively, a highly stressed sample (e.g., 5% degradation) can also be used at this stage. With the known composition and high levels of degradation products in the sample, one can evaluate the chromatography to determine whether there are adequate separations for all analytes^[37]. The high concentrations of related substances are used to ensure all peaks will be detected. Computer assisted method development can be very helpful in developing the preliminary HPLC conditions quickly. Since the objective at this stage is to quickly develop HPLC conditions for subsequent method development experiments, scientists should focus on the separation of the significant related substances instead of trying to achieve good resolution for all related substances. These significant related substances should be baseline resolved from each other with $R_s > 2.0$. After the preliminary method development, the HPLC conditions can be further fine-tuned at a later stage to achieve the required specificity for the other related substances^[38].

Key variables in RP-HPLC method development:**a) pH:**

In RP HPLC sample retention increases when analyte is more hydrophobic. When the $pH = pK_a$ for this concentration equal proportion of ionic and nonionic species exists. As a general rule pH causes changes in retention time within ± 1.5 pH units above and below the pK_a to ensure practically 100% unionization for retention purposes^[39].

b) Mobile phase:

The mobile phase composition and solvent strength will affect both selectivity and capacity factor. Three organic solvents [methanol, acetonitrile or THF as (%B)] form the basis of solvent selectivity triangle. They exhibit miscibility with water possesses low viscosity and are UV transparent. Each organic solvent in combination with water or water containing buffer or additives (s) comprises mobile phase. Mobile phase polarity and solvent strength determines analyte separation^[40].

c) Role of buffer:

The pH of mobile phase can be controlled by use of buffer that provides capacity. The buffer or ionic strength, will affect the selectivity. While selecting given buffer, the additives or even the solvent, sufficient regard for their compatibility with analyte and HPLC system should be considered^[41].

d) Ion pair reagent:

Use of ion pair reagent will depend on the nature of analyte, if simple ionic; use of ion pair reagent improves selectivity. Methanol provides better solubility for ion pair reagent as well as buffer and salts. So, it may be preferred over acetonitrile and THF. For selecting proper ion pair reagent, alkyl chain length must be considered. The longer is the chain, more hydrophobic the counter ion and therefore the greater retention due to equilibrium between counter ion and column adsorbent^[42].

e) Temperature and flow rate:

It is reported that with an increase in 1°C will decrease the capacity factor by 1 to 2 % and ionic and neutral samples are reported to show significant changes in selectivity with temperature changes. Flow rate more for isocratic than gradient separation, can sometimes be useful and readily utilized for increasing resolution. Aged HPLC Column: An aged HPLC column should be used to develop the initial HPLC conditions. Usually it is more difficult to achieve the required resolution with an aged column (e.g., column with about 200 injections). This will reflect the worst-case scenario likely to be encountered in actual method uses, and help the long-term method robustness. In general, develop all methods with HPLC columns from the same vendor. The preferred brand of HPLC column should be selected primarily based on the long-term stability and lot-to-lot reproducibility^[43].

Sample preparation:**Selection of Sample Solvent:**

This stage focuses on the selection of the sample solvent (for extraction) and the proper sample preparation procedures. Investigate the effect of sample solvents of different % organic, pH, extraction volume and extraction procedure on accuracy, precision, sensitivity (LOQ) and the changes in the chromatography (e.g., peak shape, resolution). Whenever possible use the mobile phases in the sample preparation this will ensure that there will not be any compatibility issues between the sample solution and the HPLC conditions^[44].

Accuracy:

To investigate the accuracy in sample preparation (i.e., extraction efficiency), we prepare a spiked solution by adding known amounts of related substances into a sample matrix. Compare responses of the spike solutions and the neat standard solutions and the neat standard solutions to assess the recovery from the sample preparation. Precision: Use the stressed sample to represent the worst-case scenario and perform replicate sample preparations from the same sample composite. Investigate the consistency of the related substance profile (i.e., any missing peaks?) and the repeatability results from these preparations^[33].

Standardization:

Area % method: If the response of the active pharmaceutical ingredient is linear from LOQ to the nominal sample concentration, use the % area approach where the related substance is reported as % area. This is the most straight forward approach, and doesn't require the preparation of standard solutions. It also has the highest precision since preparation-to-preparation variation will not affect the results. However, in order to ensure the concentration is linear within this range, the sample concentration is usually limited and this will reduce the method sensitivity (i.e., increase LOQ). In general, use this approach as long as the desired LOQ can be achieved^[11,12].

External Standard method:

Use the external standard method if the response of the active pharmaceutical ingredient is not linear throughout the whole range, or the desired LOQ cannot be achieved by the area % method. The concentration of standard solution should be high enough to ensure the standard solution can be prepared accurately and precisely on a routine basis, it should be low enough to approximate the concentration of related substance in the sample solution. In general, the standard concentration should correspond to about 5 % of related substances to perform the final optimization of the method to improve the accuracy, precision^[31,12].

Method optimization/ robustness:

After the individual components of the method are optimized and LOQ. Use an experimental design approach to determine the experimental factors that have significant impact on the method. This is very important in determining what factors need to be investigated in the robustness testing during the method

validation. To streamline the method optimization process, use Plackett Burmann Design or similar approach to simultaneously determine the main effects of many experimental factors. Some of the typical experimental factors that need to be investigated are HPLC conditions: % organic, pH flow rate, temperature wavelength, column age^[31].

Sample preparation:

% organic, pH, shaking / sonication, sample size, and sample age. Calculation/standardization: integration, wavelength, standard concentration, response factor correction.

Method validation:

Method validation should be treated as a “final verification” of the method performance and could not be used as partly of the method development. Some of the typical method validation parameters should be studied thoroughly in the previous steps. In some cases, robustness can be completed in the final method optimization before method validation. At this point, the robustness experiments should be limited only to the most significant factors (usually less than 4 factors). In addition, unlike the final method optimization, the experimental factors should be varied within a narrow range to reflect normal day-to-day variation^[19,31].

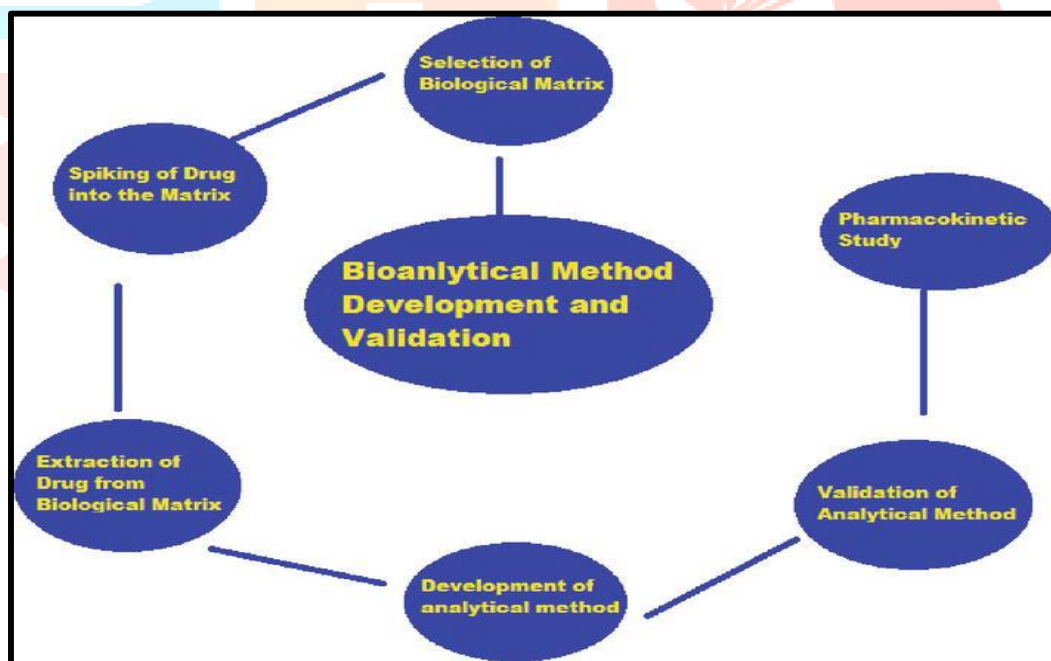


Fig No: 3.Method validation

As per USP: Types of analytical methods Category I:

Analytical methods for quantitation of major components of bulk drug substances or active ingredients including preservatives in finished pharmaceutical products. Category II: Analytical methods for determination of impurities in bulk drugs or for determination of degradation compounds in finished pharmaceutical products^[18,17].

Category II:

Analytical methods for determination of impurities in bulk drugs or for determination of degradation compounds in finished pharmaceutical products.

Category III:

Analytical methods for determination of performance characteristics (e.g. dissolution, drug release).

Category IV:

Identification tests.

As per ICH method

validation can be defined as (ICH) “Establishing documented evidence, which provides a high degree of assurance that a specific activity will be consistently produced a desired result or product meeting its predetermined specifications and quality characteristics”. An assay for a major component requires a different approach and acceptance criteria than a method for a trace impurity. A final method may be performed at different sites around the world. Differences in HPLC instrumentation, laboratory equipment and reagent sources and variations in the skills and background of personnel may require specific features in the HPLC method. In addition, the development of different formulations of the same drug with varying strengths or physical forms may require flexibility in method procedures. Method validation study include system suitability, linearity, precision, accuracy, specificity, robustness, limit of detection, limit of quantification and stability of samples, reagents, instruments^[41,8].

Accuracy:

The accuracy of a measurement is defined as the closeness of the measured value to the true value. In a method with high accuracy, a sample (whose “true value” is known) is analyzed and the measured value is identical to the true value. Typically, accuracy is represented and determined by recovery studies. There are three ways to determine accuracy:

1. Comparison to a reference standard
2. Recovery of the analyte spiked into blank matrix
3. Standard addition of the analyte. It should be clear how the individual or total impurities are to be determined. e.g. Weight / weight or area percent in all cases with respect to the major analyte^[14,41].

Precision:

Precision can be defined as “The degree of agreement among individual test results when the procedure is applied repeatedly to multiple samplings of a homogenous sample”. A more comprehensive definition proposed by the International Conference on Harmonization (ICH) divides precision into three types:

1.Repeatability

2.Intermediate precision

3.Reproducibility

Repeatability is the precision of a method under the same operating conditions over a short period of time. Intermediate precision is the agreement of complete measurements (including standards) when the same method is applied many times within the same laboratory. Reproducibility examines the precision between laboratories and is often determined in collaborative studies or method transfer experiments^[45,44].

CONCLUSION

The main purpose of development of analytical methods are for identification, purification and finally to quantification any required drug etc., The main activities involved in the analytical development of a method are separation and characterization of impurities as well as degraded products, analytical investigations, studies for identification and finally setting up of parameters optimization to specific requirements. Therefore the salient points enumerated in the above review article are immense use to an analyst while estimating the pharmaceutical formulations as well as bulk drugs.

REFERENCES

1. A H Beckett, J B Stenlake, Chromatography, Practical Pharmaceutical Chemistry, CBS publishers and distributors, New Delhi, 4th Ed, Part-II, 2004, 85-174.
2. B K Sharma, Instrumental Methods of Chemical Analysis, Goel publishing house, Meerut, 28th Ed, 2012, 286-385.
3. Conner's K A, A Text Book of Pharmaceutical Analysis, CBS Publishers and Distributors Pvt. Ltd., New Delhi, 3rd ed, 2001, 3-6.
4. David G Watson, High Performance Liquid Chromatography, Pharmaceutical Analysis-A Text Book for Pharmacy Students and Pharmaceutical Chemists, 1st Ed, 1999, 237-276.
5. George Lunn, Methoxychlor, HPLC Methods for Recently Approved Pharmaceuticals, 1st Ed, 2005, 387.
6. International Conference on Harmonization (ICH), Validation of analytical procedure: Text and methodology, Harmonized tripartite guideline, Q2 (R1), Geneva, 2005.
7. Jay Br, Kelvin J, Pierre B, Understanding and Implementing Efficient Analytical Methods Development and Validation, 2003, Available from: <http://www.pharmtech.com>
8. Lloyd R, Snyder, Joseph J Kirkland, Joseph L Glajch, Practical HPLC Method Development, 2nd Ed., 1997, 179-184.
9. Mendham J, Denny R C, Barns J D, Vogel's Text Book of Quantitative Chemical analysis, 6th Ed, 2001, 289, 297-305.

10. Quality assurance of pharmaceuticals: A compendium of guidelines and related materials, Volume 2, 2nd updated edition, Good manufacturing practices and inspection, World Health Organization, 129-131.
11. Ravisankar S, HPLC, Textbook of Pharmaceutical Analysis, 3rd Ed, 2006, 18(1)-18(15) Skoog DA, Holler FJ, Crouch SR, Principles of Instrumental Analysis, 6th Ed, Baba barkahanath printers, Haryana, 2007, 816-855.
12. United States Pharmacopoeia 24, national formulary 19, section "Validation of compendial methods", US Pharmacopoeial convention, Rockville, 2000. United States Pharmacopoeia 27, section "system suitability", US Pharmacopoeial convention, Rockville, 2004.
13. Ravisankar et.al Indian Journal of Research in Pharmacy and Biotechnology ISSN: 2321-5674(Print) ISSN: 2320 – 3471(Online) IJRPB 2(3) www.ijrpb.com May-June 2014 Page 1195 US FDA, Technical Review Guide: Validation of chromatographic Methods, 1993,726.
14. W John Lough, Encyclopedia of Analytical Chemistry: Application, Theory and Instrumentation by R A Meyers, 1st Ed, 2000, 12173-12180.
15. Willard H, Merritt L, Dean J A, Settle F A, Instrumental methods of analysis, 7th Ed, CBS Publishers & Distributor, New Delhi, 1986, 580-655.
16. Kumar S. Spectroscopy of organic compounds. Cosmic rays. 2006; 10: 4.
17. Luxminarayan L, Sharma N, Viswas A, Khinchi MP. A review on chromatography techniques. Asian Journal of Pharmaceutical Research and Development. 2017; 1-8.
18. Chawla G, Chaudhary KK. A review of HPLC technique covering its pharmaceutical, environmental, forensic, clinical and other applications. Int J Pharm Chem Anal. 2019; 6(2): 27-39.
19. Vidushi Y, Meenakshi B. A review on HPLC method development and validation. Res J Life Sci. 2017; 2(6): 178.
20. McPolin O. An introduction to HPLC for pharmaceutical analysis. Lulu. 2009.
21. Malviya R, Bansal V, Pal OP, Sharma PK. High performance liquid chromatography: a short review. J Glob Pharma Technol. 2010; 2(5): 22-26.
22. Jena AK. HPLC: highly accessible instrument in pharmaceutical industry for effective method development. Pharm Anal Acta. 2011; 3.
23. Agilent Technologies. The LC Handbook Guide to LC Columns and Method Development. Agilent Technologies. 2016; 16.
24. Hamilton RJ, Sewell PA. Introduction to high performance liquid chromatography. Springer. 1982; 1-12.
25. Chauhan A, Mittu B, Chauhan P. Analytical method development and validation: a concise review. J Anal Bioanal Tech. 2015; 6(1): 1-5.
26. Ravisankar P, Gowthami S, Rao GD. A review on analytical method development. Indian J Res Pharm Biotech. 2014; 2(3): 1183.

27. Lavanya G, Sunil M, Eswarudu MM, Eswaraiah MC, Harisudha K, Spandana BN. Analytical method validation: An updated review. *Int J Pharm Sci Res.* 2013; 4(4): 1280.
28. Kenkel J. *Analytical Chemistry for Technicians.* Lewis Publishers. 2003.
29. Kissinger PT. *Instant Notes: Analytical Chemistry.* Clin Chem. 2002; 48(12): 2303.
30. Harvey D. *Modern analytical chemistry.* McGraw-Hill. 2000.
31. Ravisankar P, Navya CN, Pravallika D, Sri DN. A review on stepby-step analytical method validation. *IOSR J Pharm.* 2015; 5(10): 7-19.
32. Jeffery GH. *Textbook of quantitative chemical analysis.* Longman. 1989. 6. Chatwal GR, Anand SK. *Instrumental Methods of Chemical Analysis.* Himalaya Publishing House. 2002
33. Hema, Swati Reddy G. A review on new analytical method development and validation by RP-HPLC. *Int Res J Pharm Biosci* 2017;4:41-50.
34. Ravisankar P, Navya CN, Pravallika D, Sri DN. A review on stepby-step analytical method validation. *IOSR J Pharm* 2015;5:7-19.
35. Patel A, Dwivedi N, Kaurav N, Bashani S, Patel S, Sharma HS, et al. Chemical analysis of pharmaceuticals: a review. *J Med Pharm Innov* 2016;3:4-7.
36. Jatto E, Okhamafe AO. An overview of pharmaceutical validation and process controls in drug development. *Trop J Pharm Res* 2002;1:115-22.
37. Pathuri R, Muthukumaran M, Krishnamoorthy B, Nishat A. A review on analytical method development and validation of the pharmaceutical technology. *Curr Pharm Res* 2013;3:855-70.
38. Patil R, Deshmukh T, Patil V, Khandelwal K. Review on analytical method development and validation. *Res Rev J Pharm Anal* 2014;3:1-10.
39. Chauhan A, Mittu B, Chauhan P. Analytical method development and validation: a concise review. *J Anal Bioanal Tech* 2015;6:1.
40. Mahar P, Verma A. Pharmaceutical process validation: an overview. *Int J Pharm Res Biosci* 2014;3:243-62.
41. Lavanya G, Sunil M, Eswarudu MM, Eswaraiah MC, Harisudha K, Spandana BN, et al. Analytical method validation: an updated review. *Int J Pharm Sci Res* 2013;4:1280.
42. Verma P, Madhav NS, KR Gupta V. A review article on pharmaceutical validation and process controls. *Pharma Innovation* 2012;1:51-60.
43. Md Alamshoib. Pharmaceutical process validation: an overview. *J Adv Pharm Edu Res* 2012;2:185-200.
44. Ahir KB, Singh KD, Yadav SP, Patel HS, Poyahari CB. Overview of validation and basic concepts of process validation. *Sch Acad J Pharm* 2014;3:178-90.
45. Nandhakumar L, Dharmamoorthy G, Rameshkumar S, Chandrasekaran S. An overview of pharmaceutical validation: quality assurance viewpoint. *Int J Res Pharm Chem* 2011;1:1003-14.