



# ONLINE EXAM WITH TIMER AND PERFORMANCE ANALYSIS

<sup>1</sup>Mrs.B.Sathyabama MCA.,M.Phil.,(Ph.D).,<sup>2</sup>Ms.N.Senbagapriya

<sup>1</sup> Assistant Professor,<sup>2</sup>Final MCA Student

<sup>1</sup>PG and Research Department of Computer Applications (MCA),

<sup>1</sup>Hindusthan College of Arts and Science (Autonomous),Coimbatore,India.

## ABSTRACT

"**Online Exam with Timer and Performance Analysis**" is the title of this project. The main goal of this project is to create an application for subjective and objective tests that includes a timer and analyses a student's academic achievement. This system will be built with PHP as the front end and MySQL as the back end.

This application's users are Administrators (staff) and Students. Subject descriptions, test levels, objective based questions with choices and answers, subjective questions, and exam schedules are all maintained and updated by the administrator. This system allows the administrator to set the timer for each level of exam separately, as well as analyse and graph the results and students' academic achievement.

After completing the login authentication process, registered students can access this system. Students that are logged in can see the subjects and exam schedules. Students can attend the exam with constraints depending on the timer, completed levels, and viewing the results based on the exam schedule (day and time).

## INTRODUCTION

The Online Examination System is a computer programme. This framework will assist the college/institution in evaluating the query by providing multiple options with only one correct response. The college/institution can oversee the online exam and communicate the results in a timely manner. The inquiry paper will be created by the examination office, and it will be completely safe. Understudies get remote access to the online examination framework. It helps the inspector save time by minimising the amount of time he or she spends leading exams, examining answer sheets, and providing results. The machine completes all of this work. On the server, all of the data is saved. A Multiple Choice Questions (MCQ) based examination framework is used in an online examination. It gives both test-conductors and understudies showing up for examinations an easy technique to use the environment.

This application's users are Administrators (staff) and Students. Subject descriptions, test levels, objective based questions with choices and answers, subjective questions, and exam schedules are all maintained and updated by the administrator. This system allows the administrator to set the timer for each level of exam separately, as well as analyse and graph the results and students' academic achievement. After completing the login authentication process, registered students can access this system. Students that are logged in can see the subjects and exam schedules. Students can attend the exam

with constraints depending on the timer, completed levels, and viewing the results based on the exam schedule (day and time).

## MODULES

Modules of the project as follows

- Application Settings Panel
- Subjects and Question Bank
- Student Account Creation and Verification
- Exam Attend
- Exam Result
- Performance Analysis
- Feedback

## MODULES DESCRIPTION

### Application Settings Panel

After the successful login authentication process, the application's administrator manages the application's profile settings. This module handles the exam attendee process's settings and access privileges, such as timing and enabling/disabling the focus controls.

Initially, this module requires an admin login procedure, which uses the admin id and password stored in the admin login table to verify that the user is a real admin. Admin modifies the exam's settings and access rights after this process is completed.

### Subjects and Question Bank

Admin manages the academic subject profile, which includes the subject's name and course information. It allows you to create new subject profiles as well as edit or delete existing ones. This module updates and maintains the question bank for subjects with multiple choice options. During this phase, all subjects and numerous question sets are updated with multiple choice and correct answer questions. The master data for this project is the course and subject specifics. It refers to the table of questions, the exam schedule, and the exam attendance method.

Using the question bank table, the admin can change and manage the details of the question bank. It allows the administrator to create new question sets, as well as update and delete existing ones.

### Student Account Creation and Verification

This module handles the creation of new student accounts as well as the login authentication process for current students. In the account creation process, the current student profile with login authentication details is utilised. The admin is in charge of account creation. Students can use the login authentication and verification method to access this system. After completing a successful login, students are able to take the exam, examine their exam results, and provide feedback.

### Exam Attend

Students can take the exam based on the question paper set they have chosen. Questions with options are displayed, along with a countdown and a question limit. The student can see the questions that have options and select one of them. Students can submit their choices after completing the exam attendance process. Choices are cross-checked against responses, and the correct answers for all questions, as well as the number of correct and incorrect answers, are displayed.

## Exam Result

Students and administrators are both shown the exam results. Students will receive their exam results immediately upon the completion of the exam and will be able to see their past exam results. Admin will receive the exam results for all students depending on their subjects.

## Performance Analysis

Exam results are evaluated by the administration and staff based on the subject or individual pupils. This method allows the administrator to view the students' grades as a report. It aids in the analysis of a student's academic achievement, both overall and by subject.

The data will assist staff in identifying overall trends in student performance as well as providing constructive criticism to individual pupils.

## Feedback Post

This page allows students to send a note to the administrator with their thoughts on a recommendation, compliment, complaint, or expectation regarding this secure test application. The administrator can see the feedback that has been left. In the feedback post page, the feedback id and posted date are automatically produced and presented.

## SYSTEM STUDY

### PROPOSED SYSTEM

The suggested system is a fully automated online exam system that may be used for academic, quantitative, and competitive exam types. The goal of this system is to address the shortcomings of the current system and to make activities between candidates and the online exam as simple as possible.

### ADVANTAGES OF THE PROPOSED SYSTEM

- Online exam system helps to the students to get more knowledge in academic subjects and technical interviews
- Make the students to face competitive exams in secured way
- Allows to interpret the result for performance analysis
- Easy to maintain the question bank and attend exams
- Provides academic and competitive question set.

### SYSTEM IMPLEMENTATION

The state of the project where the theoretical design is translated into an operational system is called implementation. The most critical stage in developing a new successful system and providing users confidence in the new system's efficiency and effectiveness. Only after extensive testing and verification that the system meets the requirements is it implemented.

#### Implementation plan preparation

The drafting of a plan for implementation is the first step in the implementation process. Other actions are carried out in accordance with this plan. The equipment, resources, and how to test the activities have all been discussed in this plan. As a result, a clear planner was created for the activities.

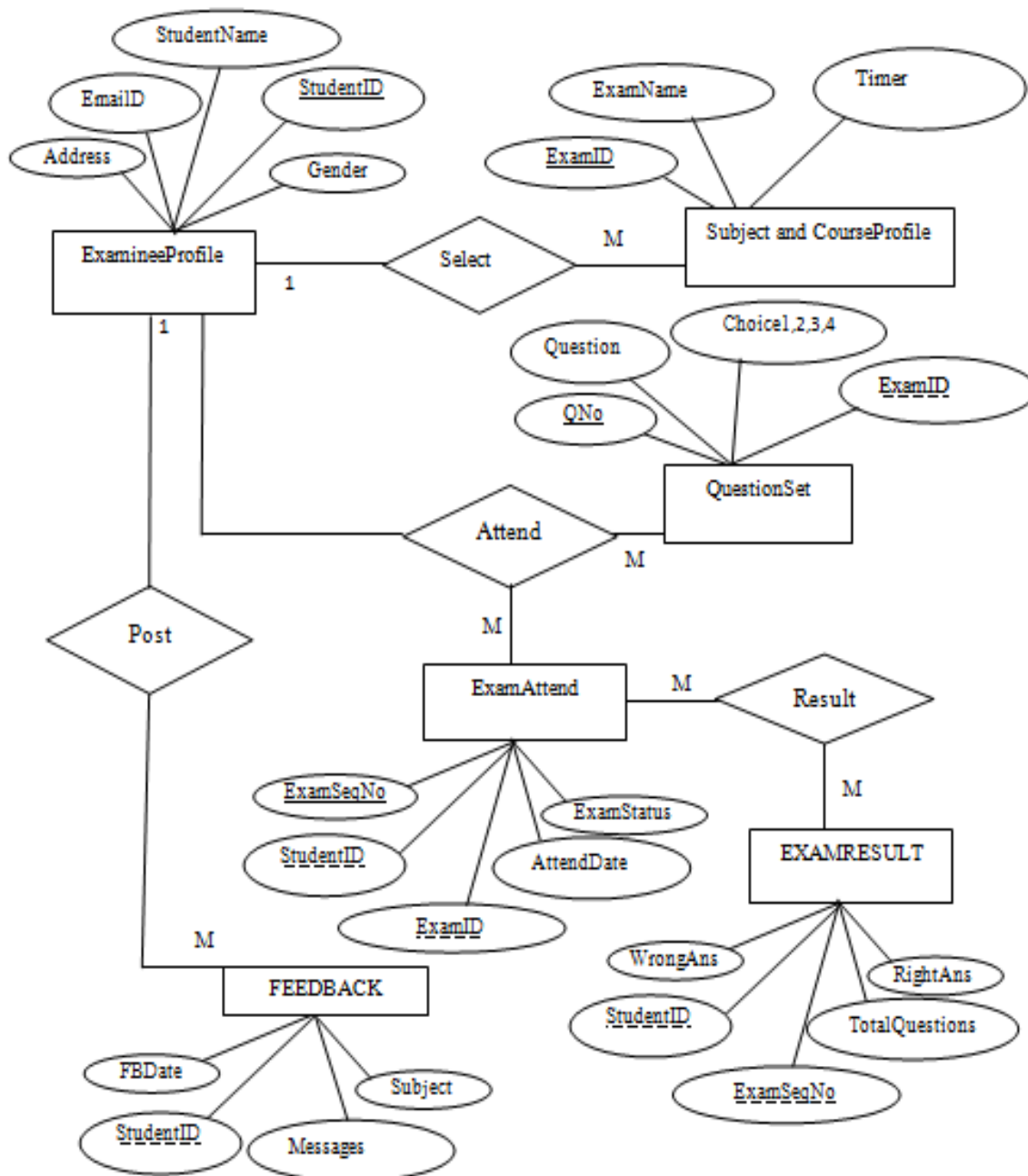
## Equipment Acquisition

According to the above-mentioned strategy, all necessary equipment for implementing the new system, including all needs for installing and maintaining the XAMPP with Apache Tomcat and MySQL, must be bought.

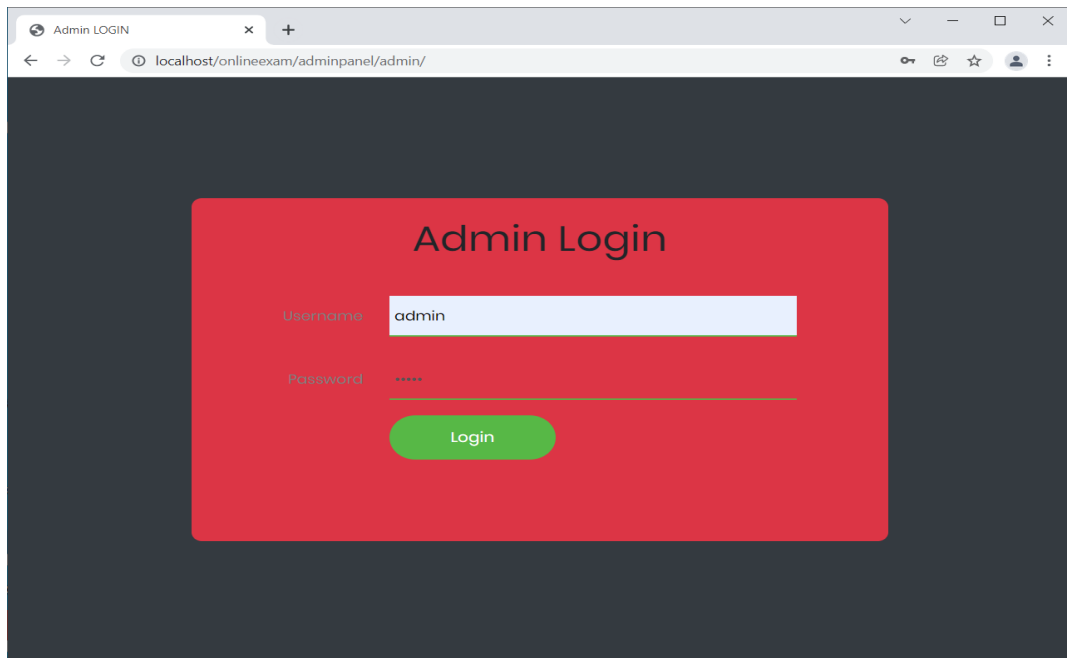
## User training and documentation

As the system becomes more sophisticated, the computer department's key endeavour is to ensure that the user department is comprised of educated and skilled personnel. The system's success is determined by how it is operated and utilised.

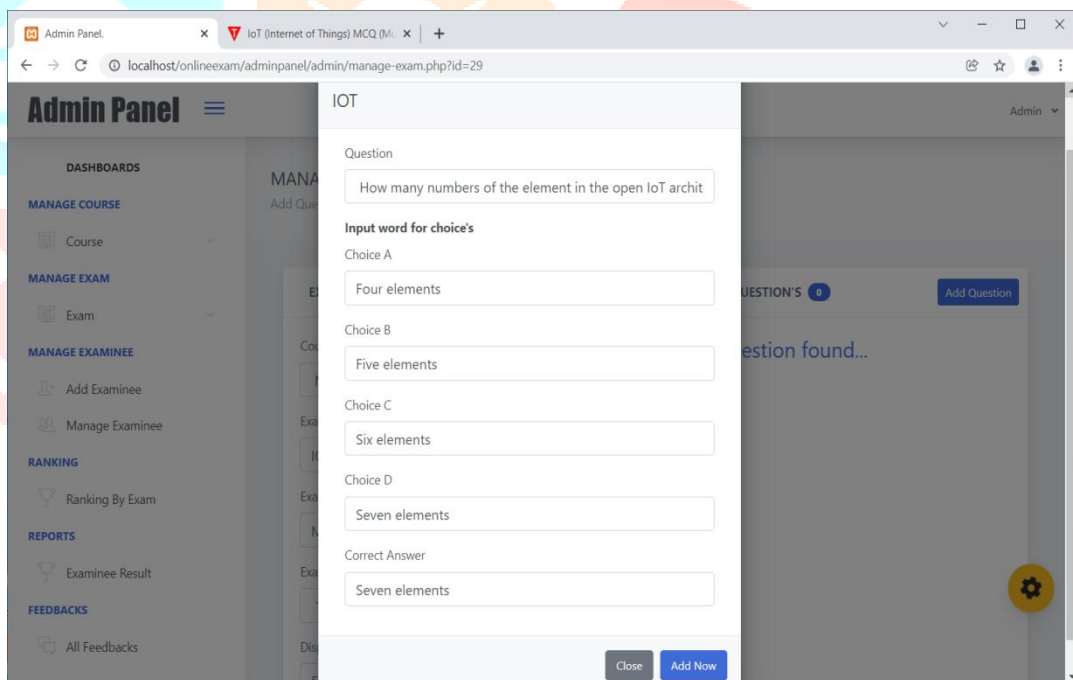
## ER DIAGRAM



# SCREEN SHOTS



**Fig 1.Admin Login**



**Fig 2.Manage Exam**

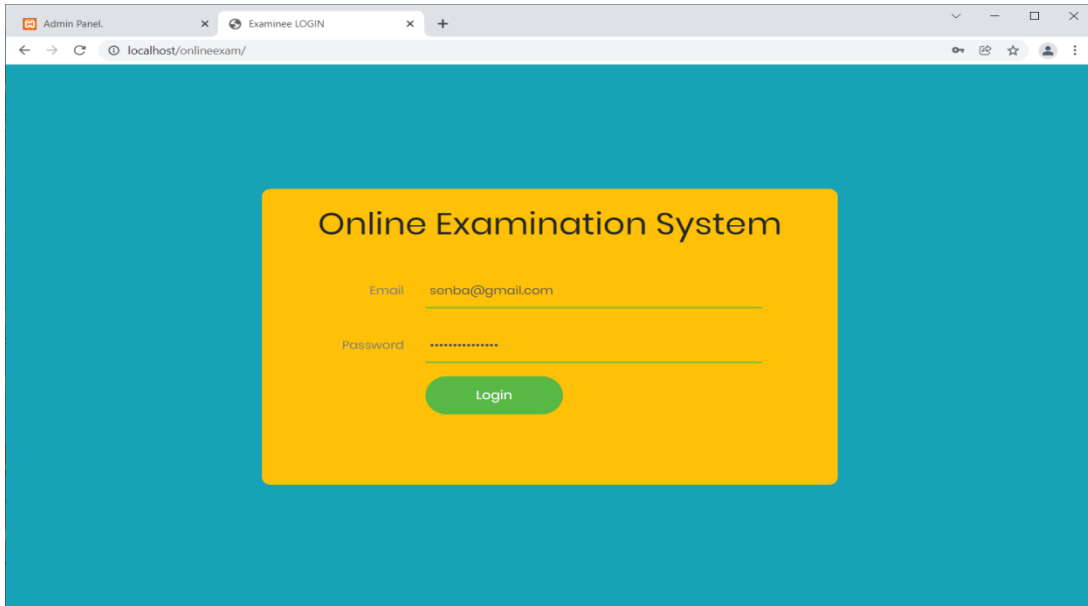


Fig 3.Student Login

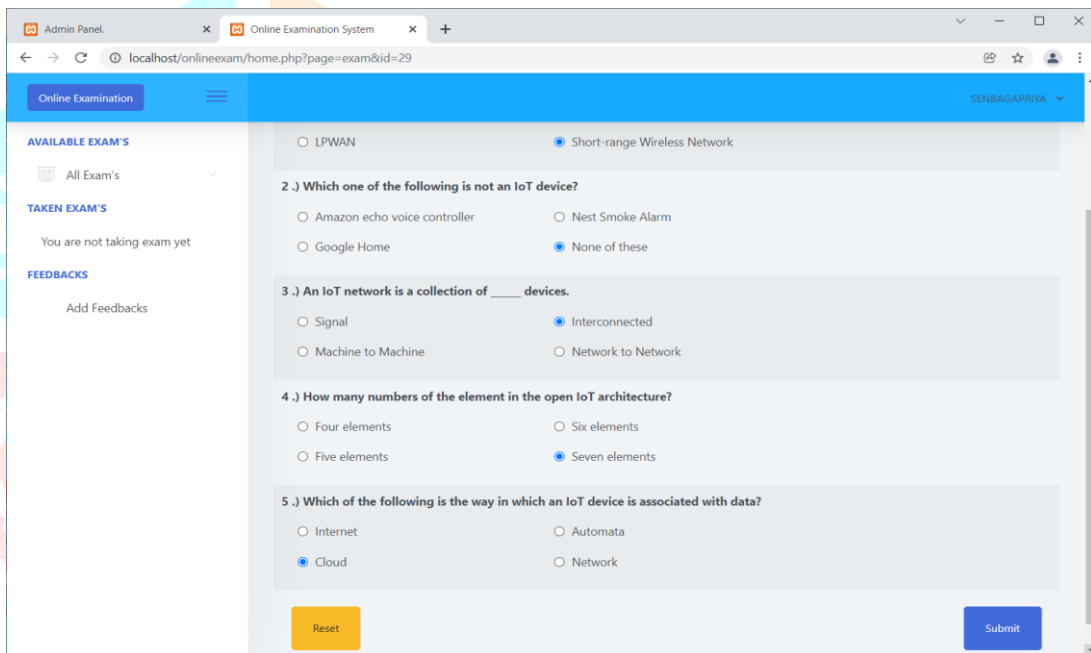
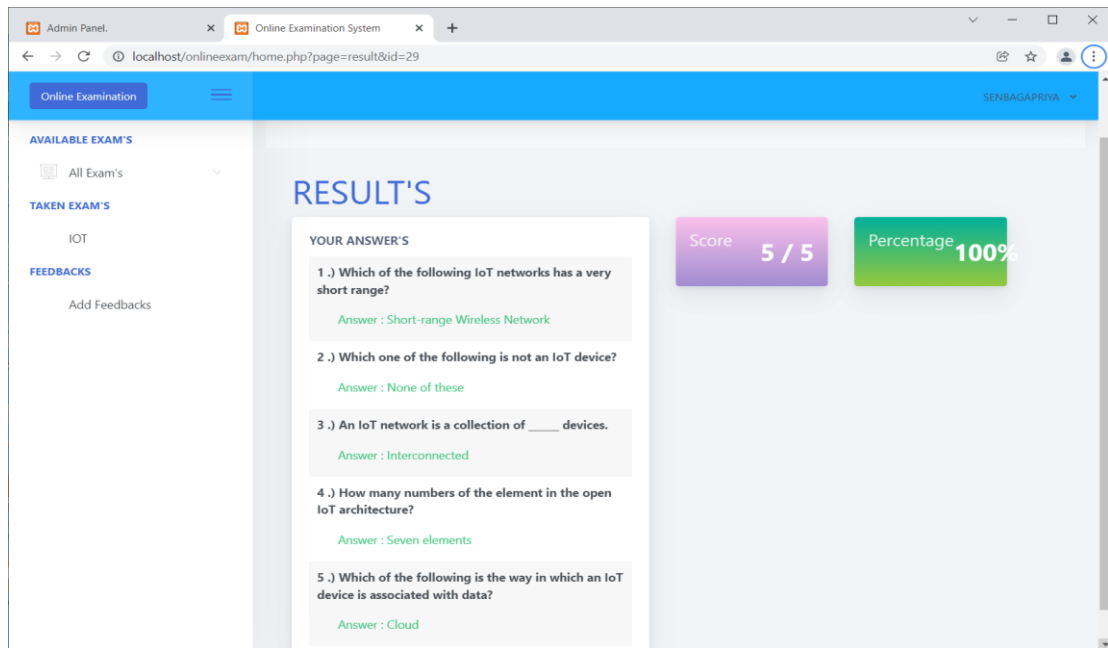
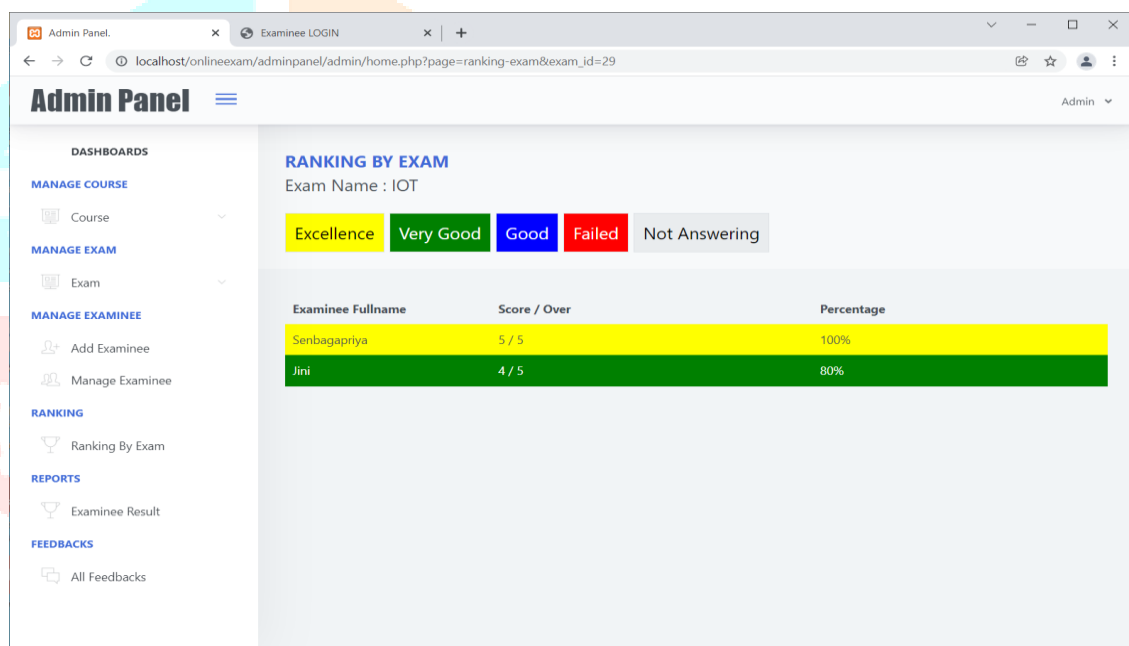


Fig 4.Taken Exam's



**Fig 5.Result's**



**Fig 6.Ranking By Exam**

## CONCLUSION

The project is created to meet the requirements of the pupils. Users' expectations, as well as requirements identified via personal observation, are carefully attempted to be met. The needs of the users are also met to a large extent.

Hence the goals that have been achieved by the developed system are:

- It reduces the time and cost.
- The information are updated and processed immediately.
- User friendly web pages to handles the online exam.
- Provide secured data storage.

## SCOPE FOR FUTURE ENHANCEMENT

Almost all of the project's requirements have been met. Because the coding is primarily structured or modular in nature, further requirements and upgrades are simple to implement. Changes to current modules or the addition of new modules can be added to improve the situation.

This project is developed as new system after identifying the issue in existing examination system. In future will improve our system in next version like

- Linking of other online site
- Include graphical and media file as question and answer
- Study material to download
- Add more security.

## BIBLIOGRAPHY

### BOOKS REFERENCES

1. Douglas Crackford, "JavaScript: The Good Parts", First Edition, O'Reilly Media, May 8, 2008
2. Michael Lynn, "Head First PHP & MySQL", Second Edition, O'Reilly Media, December 15, 2008
3. Johnson, "Introduction to JavaScript", First Edition, O'Reilly Media, June 10, 2010
4. Roger S. Pressman, Ph.D, 'Software Engineering A Practitioner's Approach', TATA McGraw Hill Series Fifth Edition. (2001)
5. Elias M Awad, 'System Analysis and Design', Galgotia Publications (P) Ltd., Second Edition, 1999

### WEBSITE REFERENCES

1. [www.shareurknowledgehere.wordpress.com/js\\_tutorials](http://www.shareurknowledgehere.wordpress.com/js_tutorials)
2. [www.w3schools.com/php](http://www.w3schools.com/php)
3. [http://en.wikipedia.org/wiki/Data\\_flow\\_diagram#Developing\\_a\\_data-flow\\_diagram](http://en.wikipedia.org/wiki/Data_flow_diagram#Developing_a_data-flow_diagram)
4. <http://www.w3schools.com/sql/default.asp>