



ONLINE VOTING SYSTEM USING PYTHON

Shreedevi

Scholar/student

Faculty of Engineering and Technology (exclusively for Women)

sharnbasva University.

Kalburgi, Karnataka, India

Nagaveni.B.Sangolgi

Assistant Professor

Faculty of Engineering and Technology (exclusively for Women)

sharnbasva University.

Kalburgi, Karnataka, India

Abstract: Every individual who is born in India, or his or her parents were born in India becomes Indian citizen as it falls under the constitution. So, every Indian citizen has been provided fundamental rights and fundamental duties. In that the most important fundamental right is the "RIGHT TO VOTE". As voting is done in all the elections of both conducted to elect the leaders of the state and the country. Each and every state has district and the state is lead by chief minister and the elections are conducted within the state to choose particular party to lead the state. Similarly, Lok Sabha elections are held state wise across the nation to chose a particular party to lead the entire nation. So, whenever elections are held in India, every citizen of the country who is above the age of 18 has the right to vote. Voting system is one of the most debated topics across the nation where people talk about and a lot of hype is created whenever the state and central elections are conducted. And most of the cases during the elections a lot of corruption and money is used to lure the people to get the votes and we see in the news and television that liquid cash has been seized across the state and country during the elections period as the election commission will be vigilant to see if there is any money laundering case is happening.

Keywords: *Voting, Online, phython, admin, constitution, Xampp*

I. INTRODUCTION:

In Indian constitution every individual who is a citizen of India, gets the voting power once he becomes 18years old. There is no maximum age for the elderly people to vote for the country and hence anybody who is 18years of age and is an Indian citizen can vote in their respective booth places whenever the elections are conducted. So, the person who is a candidate who stands for election will appeal for vote and there are many instances while people go to vote the candidates will be present near the voting booths. We have also seen many instances where there are a lot of fights which happen during the election. So, we have to ensure that the election process goes on smoothly without any issues. Being one of the largest democracies in the world, we have been still following the same voting system that is been used since ages. Even now the development is not much seen in terms of technology as earlier we were using the Ballot paper voting and in recent years the country has introduced the EVM machines. And in the recent times and in particular in the last two years where the pandemic has left an everlasting impact on every individual lives, we have to find a solution to ensure that we also have an alternative in times of the pandemic.

II. RELATED WORK:

In 2016 P. Vidyasree, S. Raju G. Madhavi, “Desisting the Fraud in India's Voting Process through Multi Modal biometrics” This paper provides the conceptual solution through multimodal biometrics which helps in enhancing the security, eradicating the fraud and provides the high level authentication by linking with the Aadhaar card database. High accuracy will be achieved by fusion of face and finger print recognition systems compared to present EVM system. And in Canada’s Ontario there was a election which was held online in recent years.

III. EXISTING SYSTEM:

On the day of elections each and every individual who belongs to that particular district or state returns to their voting booth place or city, and gives vote to the particular party that he wants them to come in power. Many candidates lure the voters with different personal benefits so that they get the votes from them, and every party will have a manifesto, agenda and different schemes announced that those all schemes will be put into action when their party comes into power. So ultimately, when the voting days approach many people who stays in different in search of better jobs/lifestyle, return to their native just to cast their vote taking a pay cut from their employers for a good 3-4 days. Even though voting is a fundamental right of every individual, they still have to travel on their own to the place and the employers doesn’t have any special leave allocation for the purpose to be served.

IV. PROPOSED SYSTEM:

In a country with a billion people who vote, it is definitely a time consuming and a challenging task for the government as well to conduct the election. A lot of funding and money is required to get the election procedure completed. Right from voting booths, to the registration kiosks and the people who perform the election duties, every aspect is time consuming and involves money. Once the election is finished the counting process starts and in few cases the counting goes on for entire day, so we are proposing a very efficient, simple and easy to use online voting portal, where an individual can vote from the comfort of their homes, by logging into their portal, and one time registration of the voters can be done for voting of different elections, in all levels, i.e. Village, Panchayat, district, state, and Central elections. Properly implemented, e-voting solutions can eliminate certain common avenues of fraud, speed up the processing of results, increase accessibility and make voting more convenient for citizens—in some cases, when used over a series of electoral events, possibly even reducing the cost of elections or referendums in the long term. So we propose the “ONLINE VOTING SYSTEM”. Where we have made two different portals one for the admins to start and stop and count the voting of people and the second portal is to register the voters during the initial registration process and also, they can login to cast the votes so that the counting can be done and the casting of the vote can be done from anywhere across the world. As it is completely based on internet they can cast vote from anywhere.

V. MAJOR BENEFITS OF ONLINE VOTING SYSTEM:

- Voters can cast their vote from the comfort of their homes.
- The time and money is saved of the voters as it is completely based on internet.
- Social distancing will not be a concern as the people will be at their homes.
- The counting of the votes will be a very easy task as the counting and result will be almost an instant process.
- It will not be time consuming as the EVM machines or ballot papers will not be involved at all and transportation of those machines will not be there at all.

VI. Data Flow diagram

Figure 1 is the data flow diagram of online voting system.

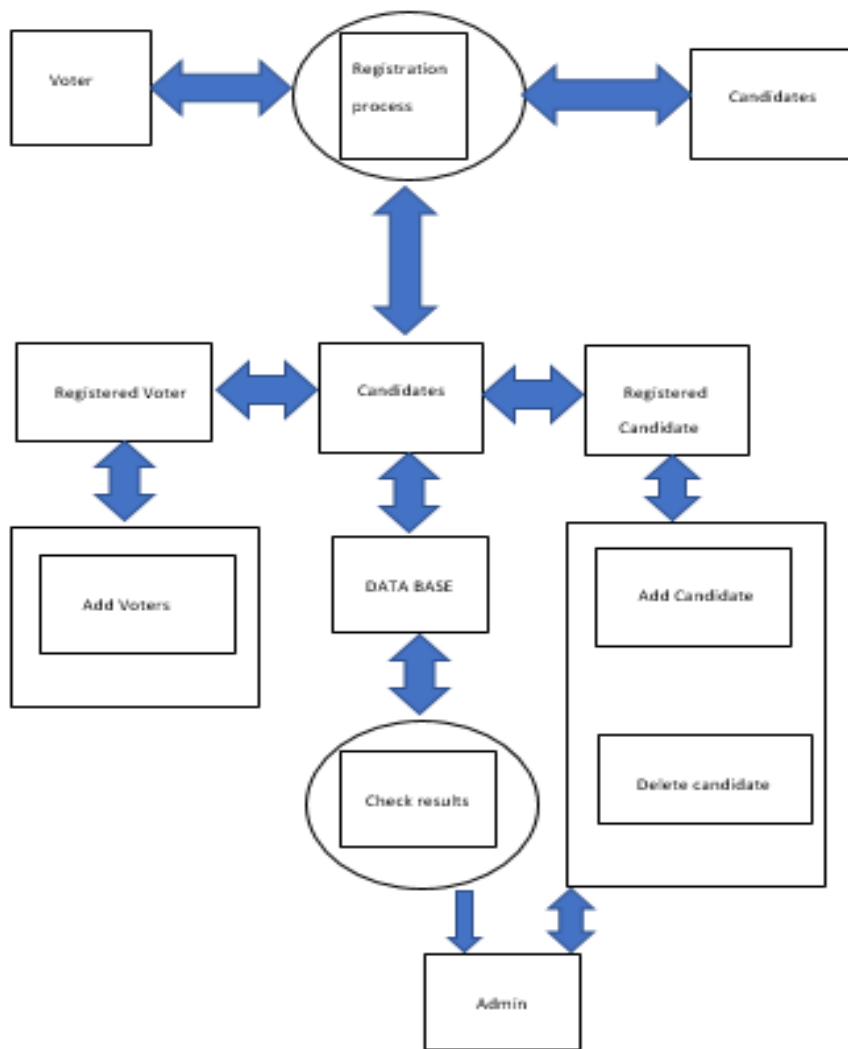


Figure 1: Flow Diagram of online voting system

VII. RESULT & CONCLUSION:

The entire project that we have built is efficient in terms of cost as it is usually a onetime investment to build the software and the maintenance of the website will also be very minimal.

Figure 2 is the XAMPP Control Panel before starting the code execution ,the XAMPP Control Panel should be start which use the control panel to determine whether Apache and MySQL are currently running and to start or stop them and before using development environment, Apache and MySQL must be running.

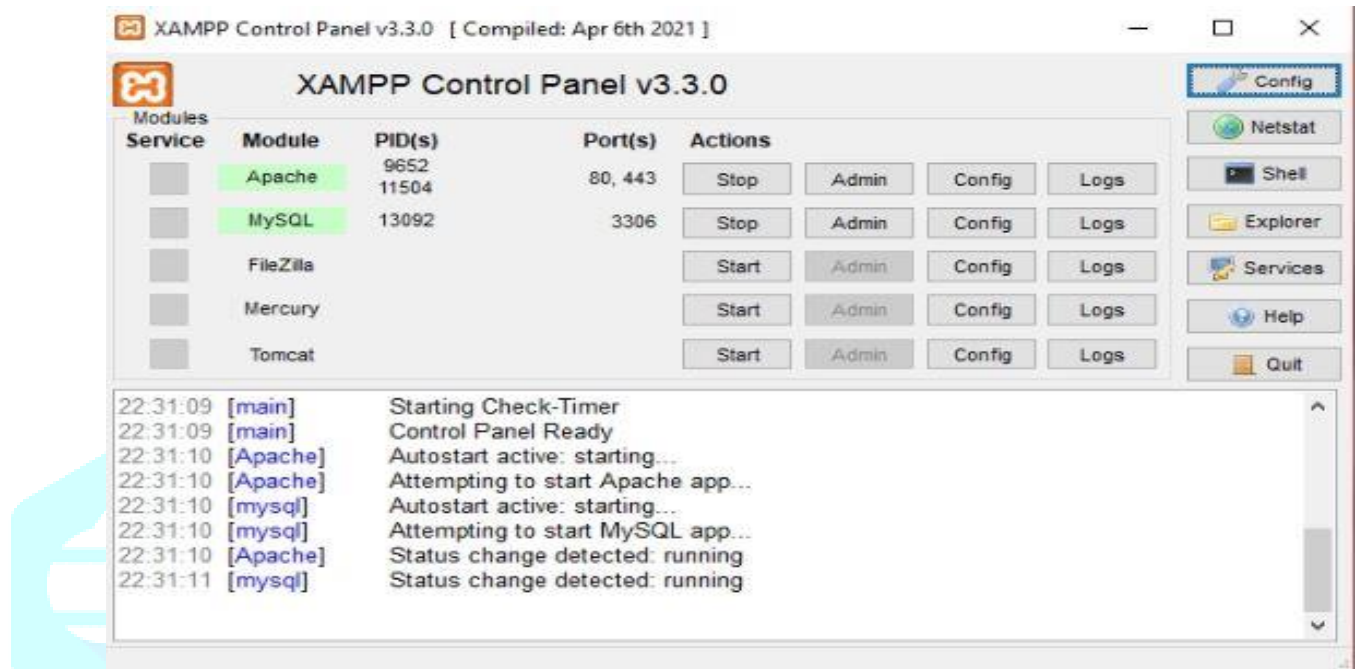


Figure 2: XAMPP CONTROL PANEL

Figure 3: Open the command Prompt window type cd.. Where cd is change directly, we did two times to get into c drive.cd e_voting_system it drag and drop our project folder.next the starts the development server.

```

Command Prompt - pipenv shell - python manage.py runserver
Microsoft Windows [Version 10.0.16299.1087]
(c) 2017 Microsoft Corporation. All rights reserved.

C:\Users\LENOVO>cd..
C:\Users>cd..
C:\>cd e_voting_system

C:\e_voting_system>pipenv shell
Launching subshell in virtual environment...
Microsoft Windows [Version 10.0.16299.1087]
(c) 2017 Microsoft Corporation. All rights reserved.

(e_voting_system-G7YU8CbI) C:\e_voting_system>cd src
(e_voting_system-G7YU8CbI) C:\e_voting_system\src>python manage.py runserver
Watching for file changes with StatReloader
Performing system checks...

System check identified no issues (0 silenced).
August 24, 2021 - 22:36:50
Django version 3.2.6, using settings 'palatal.settings'
Starting development server at http://127.0.0.1:8000/
Quit the server with CTRL-BREAK.
  
```

Figure 3: Command Prompt

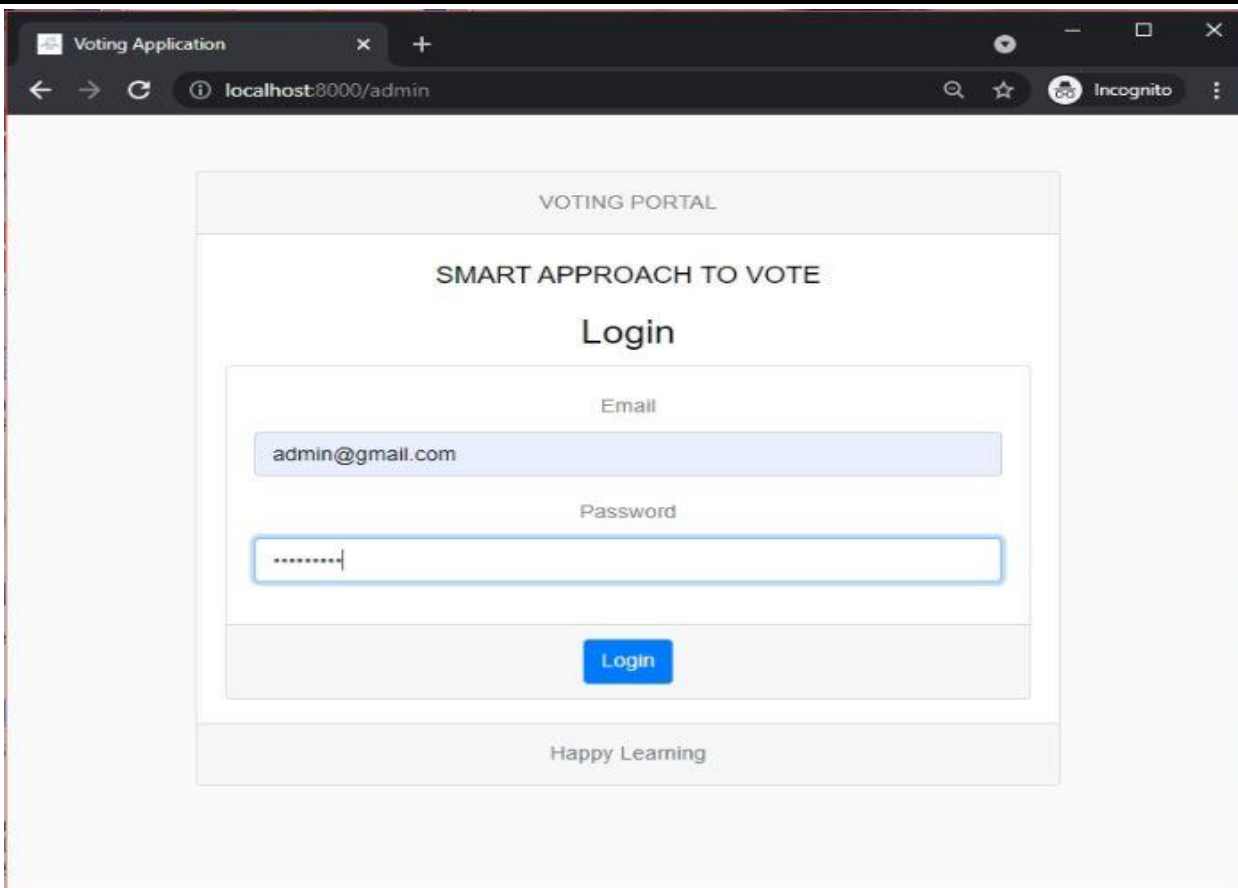


Figure 4: Admin Page

Figure 4 login to Admin Page by his/her using email and password. After admin login he/she has to enter the election details like election name,description,year as shown in figure 5 and figure 6.

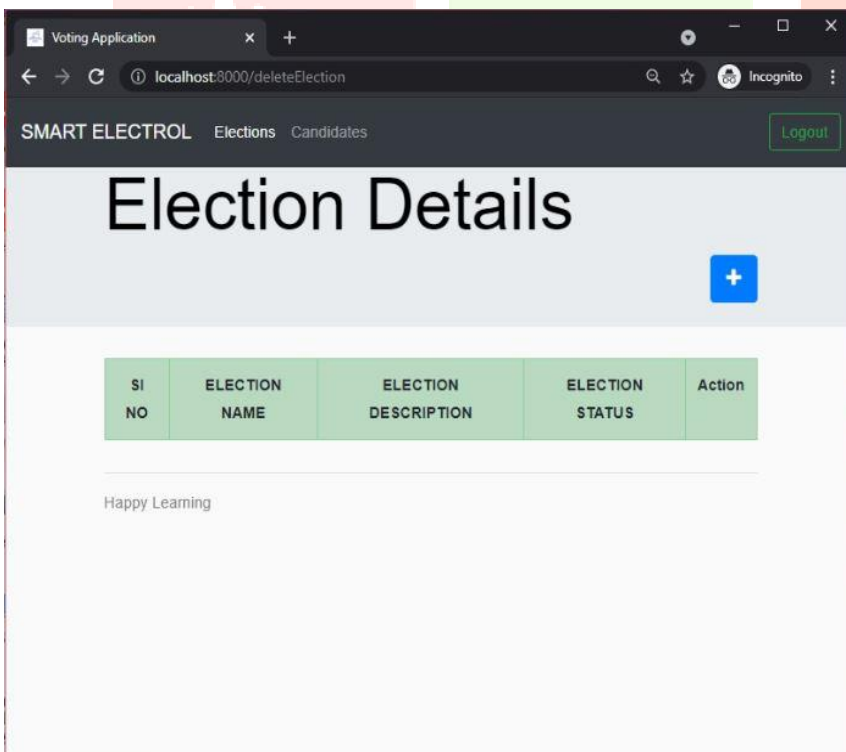


Figure 5: Election Details

Figure 6: Enter Election Details

SI NO	ELECTION NAME	ELECTION DESCRIPTION	ELECTION STATUS	Action
1	Assembly Election	xyz	Pending	NA

Happy Learning

Figure 7: Election Details with Change Election Status option

Figure 7 shows after adding election details next admin will have rights to when to start or stop by changing election status.

Figure 8 is add candidate details, admin has to add details about candidate like election name, election candidate name, candidate name, qualification, description and image.

Figure 9 is Election Details, after admin added all the details about candidates in tabular form.

CANDIDATE DETAILS ✕

Name

ID

Name

Qualification

Description

Image No file chosen

Figure 8: Add candidate Details




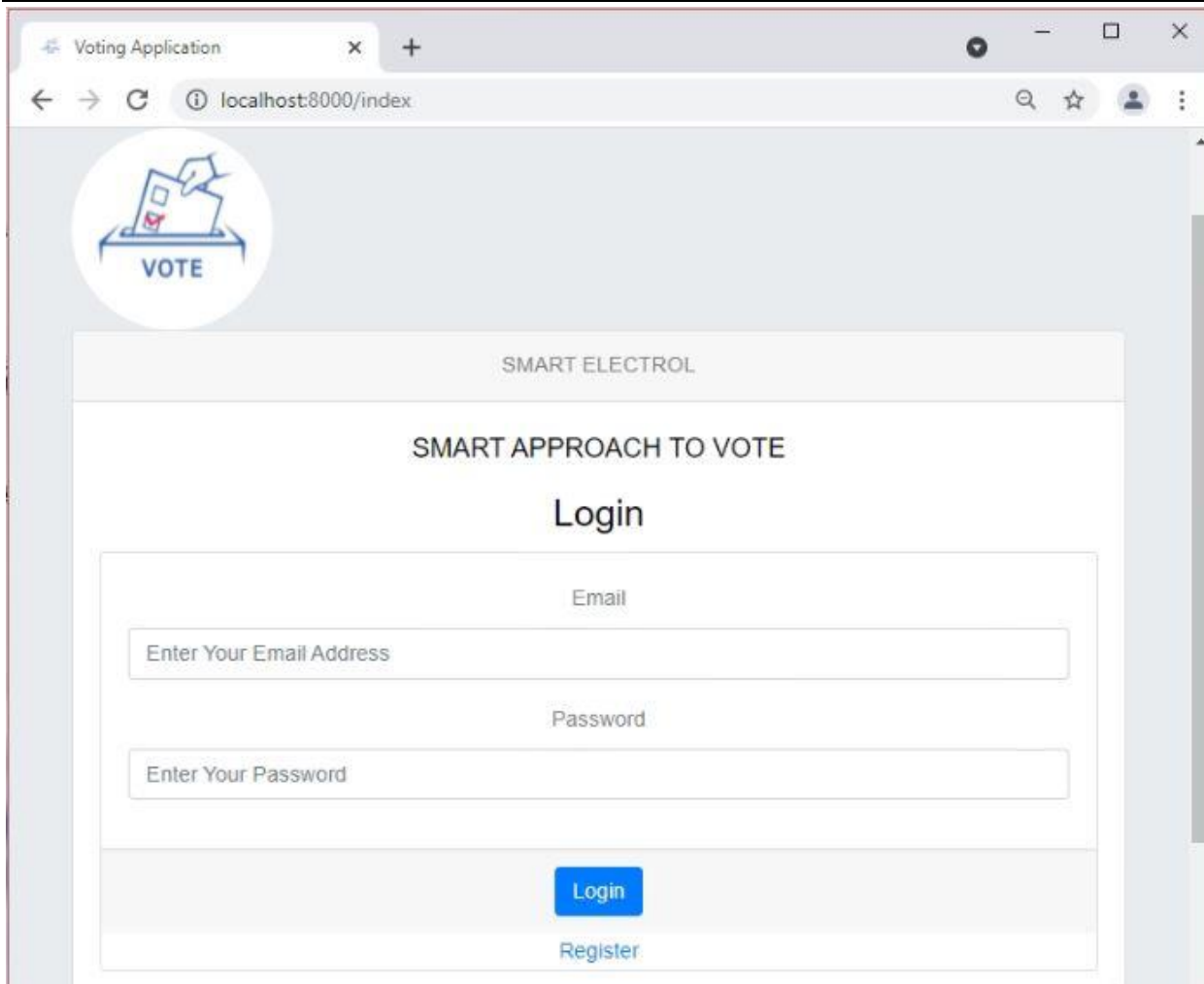
SI NO	ELECTION NAME	CANDIDATE ID	NAME	QUALIFICATION	DESCRIPTION	IMAGE
1	Assembly	CAND001	Singh	BTECH	asbs	
2	Assembly	CAND002	Kumar Singh	BA	sasa	
3	Assembly	CAND003	Rajesh patil	Mcom	gucb	

Figure 9: Election Category



The image shows a web browser window with the following content:

- Browser tab: Voting Application
- Address bar: localhost:8000/index
- Logo: A circular icon with a ballot box and the word "VOTE" below it.
- Page Title: SMART ELECTROL
- Section Title: SMART APPROACH TO VOTE
- Main Heading: Login
- Form Fields:
 - Email: Enter Your Email Address
 - Password: Enter Your Password
- Buttons: Login (blue), Register (blue)

Figure 10: Voter Page

Figure 10 is Voter Page, here voter has to register and enter details like email, name, phone number, password, voter id number and address. After registering he/she has login with email and password to vote the candidate. Next voter will get the candidate details page to vote by clicking on the image. His/her vote is considered by verify OTP which has been send to his/her email address as show in figure 12.

As admin stop the election by changing election status , election result will be declared as shown in figure 13 and figure 14.

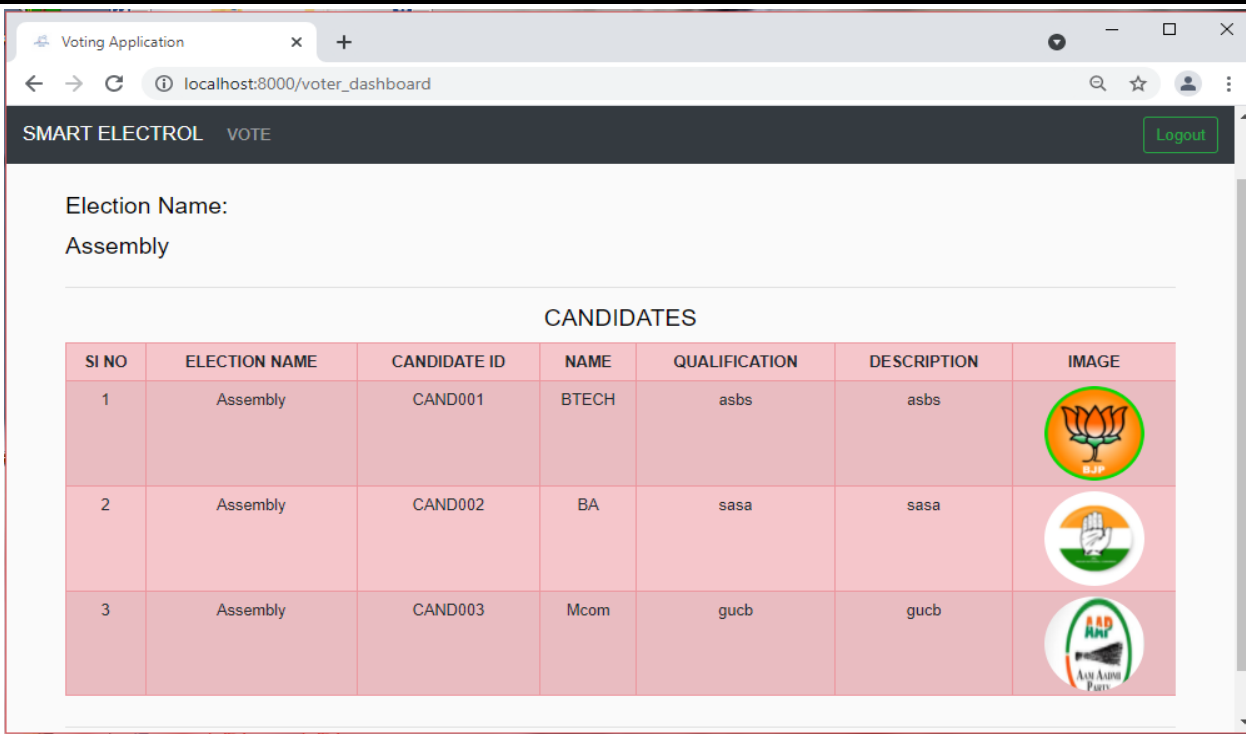


Figure 11: Vote Page

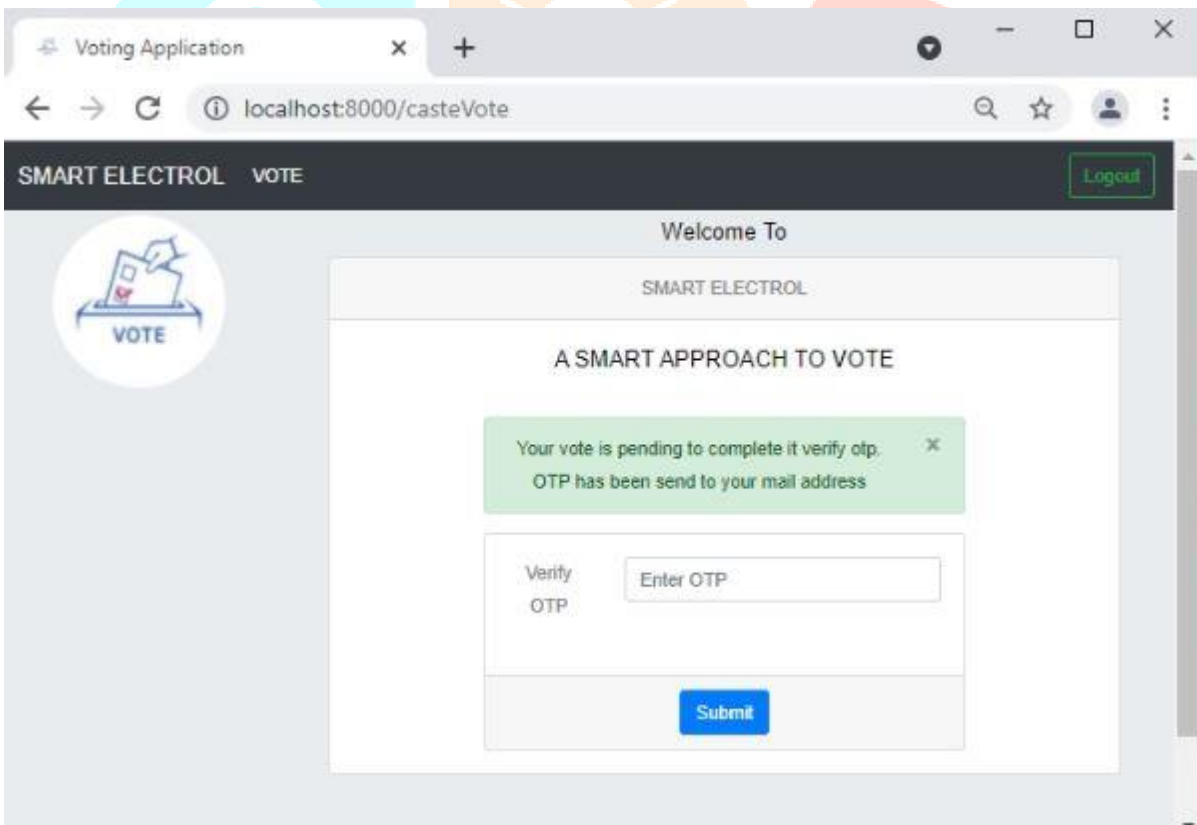


Figure 12: Enter OTP

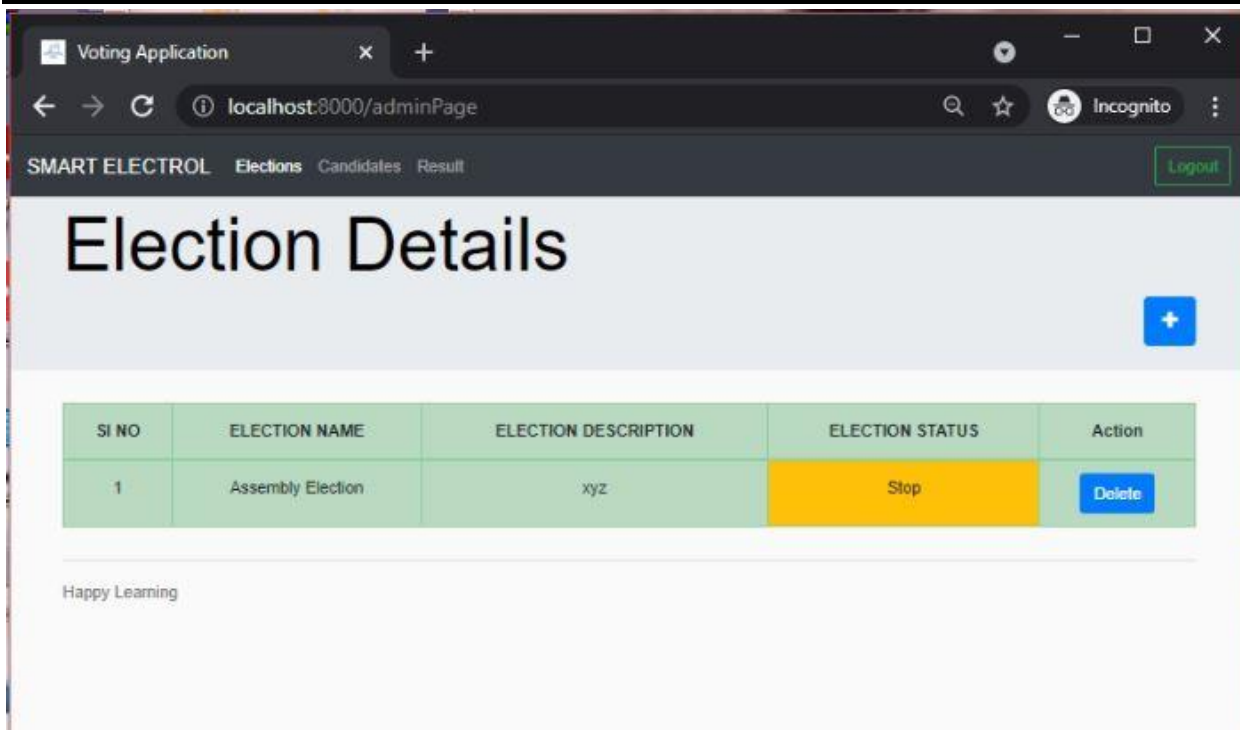


Figure 13: Admin Change Election Status

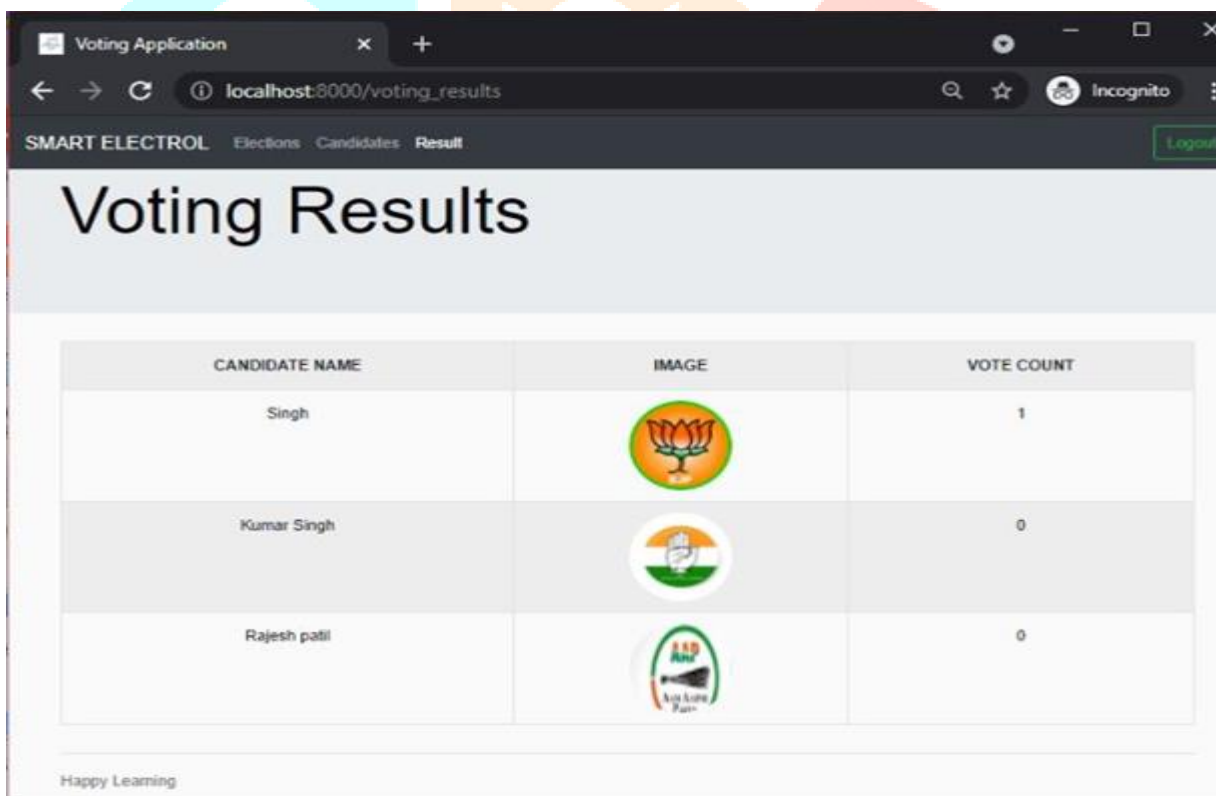


Figure 14: Voting Results.

VIII. REFERNCES

- [1]Madhuri Namballa , Tejasree Kaka , Mendu Vaishnavi , Duvvuri Sai Suma, K. Sriram,'Real Time Based Voting System", International Journal of Engineering Research & Technology (IJERT) <http://www.ijert.org> ISSN: 2278-0181 IJERTV9IS090073 (This work is licensed under a Creative Commons Attribution 4.0 International License.) Published by: www.ijert.org Vol. 9 Issue 09, September-2020.
- [2]Vaibhav Anasune, Pradeep Choudhari, Madhura Kelapure, Pranali Shirke Prasad Halgaonkar, "Literature survey- Online Voting: Voting System Using Block chain", International Research Journal of Engineering & Technology (IJERT), Vol.06, June-2019.
- [3]Karthik G Maiya, Vineesha. T, Veena G and Sujay S.N, "Secured Electronic Voting System using Biometric", computer International journal of engineering research and technology 2018
- [4]P.Vidyasree, S.Raju, G. Madhavi, "Desisting the Fraud in India's Voting Process through Multi Modal biometrics", computer science, IEEE 6th published 2016.
- [5]Daniel petcu, Dan Alexandru stoichescu, "A Hybrid mobile Biometric- based E- voting system", The International Symposium on Advanced topics in electrical engineering; May 7-9, 2015.

