



# INTERNATIONAL JOURNAL OF CREATIVE RESEARCH THOUGHTS (IJCRT)

An International Open Access, Peer-reviewed, Refereed Journal

## Analysis of ethno veterinary angiospermic species

Nirmala Muwel \* & Dr. Rupesh Verma\*\*

Ph.D. Research Scholar, Department of animal nutrition

Indian veterinary research institute Bareilly, Izatnagar, U.P., India\*

Assistant professor, Department of veterinary parasitology

College of veterinary science and animal husbandry, Jabalpur, M.P., India\*\*

### Abstract

Present study records 12 wild and naturalized flowering plants species during 2017-2018 which are distributed in 11 genera and 7 families. Tribal communities used these taxa in traditional way and its practitioners known as Barwa or vaidhya from the primary health care provider in rural areas. Which are used in 10 different types of diseases like Galactagogue, Lack of oestrus, Immune-deficiency, cramps, Swelling, Bone fracture and Maggot infested wounds etc. Out of 12 plant species 2 are climbers including, 6 Herbs, 2 trees and 2 shrubs are recorded. Leguminosae is the largest family used for Animal disease. Leaf (5) is most useful plant part followed by seed (4), stem (1), root (1), and bark (1).

**Key word:** ethno-veterinary, Biodiversity, conservation.

### Introduction

Veterinary practice is an age old profession and perhaps dated back to the period of Neolithic which changed the lifestyle of ancient nomads and paved the way to beginning of civilization. People association and care for animal's health is very ancient. Ethnoveterinary medicine (EVM) is a part of the traditional Knowledge system. Ethnoveterinary knowledge is acquired over many years through trails and errors but this information is rapidly depleting due o cultural changes. Our knowledge in ethno medicine is available through Vedic texts and commentaries. There is another less exploited source of information in use which comes from folklore passed on through generations in certain restricted and remote habitations. Mc Corkle (1986) first time used the term ethno veterinary in a article "An introduction to ethno veterinary research and development". Mathia and Corkle (1989,1996) have been published bibliography on ethno veterinary research. Veterinary medicine was documented in India as long as 5000 BC. Ethnoveterinary in India Jain (1991) is known as father of Indian Ethnobotany, mentioned about 1500 Ethnomedicinal plants in India at least 500 plant species are commonly used for the treatment of diseases of man and animals.

### Methodology

The present piece of work is completely survey based. Intensive floristic survey has been carried out in different seasons from 2017-2018 by well planned schedule. The plants of ethno-veterinary importance were chosen and enumerated as the base material for the present work. For plant collection and preservation of voucher specimens standard methodology has been followed (Jain and Rao 1977). Voucher specimens were collected in polybag and identified in the laboratory with the help of flora (Hooker, 1892-1897; Cook, 1903; Gamble et al., 1915; Haines,1921-1924; Duthie,1960; Verma et.al.,1994; Mudgal et. al., 1997; Singh et.al.,2001; Khanna et.al.,2001). Recent up-to-date nomenclature of ICBN was followed. The Habit, Habitat and local names of these plants were studied on spot consulting the people of the locality and information about their ethnomedicinal uses was collected from villagers and local Vaidyas.

## Results and Discussion

This area is very rich in plant diversity and most of the plants are of medicinal importance. Local Vaidya have superficial knowledge about ethno-medicinal plants and their uses along with properties but a large number of plants are unknown regarding their medicinal values. An extensive and intensive plant survey was carried out during 2017-2018. Present study observes 7 families and 11 genera and 12 species (Fig.-2). Tribal communities used these taxa in traditional way and its practitioners known as Barwa or vaidhya from the primary health care provider in rural areas. Which are used in 10 different types of diseases like Lack of oestrus, Galactagogue, Lack of oestrus, Immune-deficiency, cramps, Swelling, Bone fracture and Maggot infested wounds etc. Out of 12 plant species 2 are climbers including, 6 Herbs, 2 trees and 2 shrub are recorded (table-1 & Fig.1). Largest number of ethnoveterinary plants is used by local inhabitants from family Leguminosae. Leaf (5) is most useful plant part followed by seed (4), stem (1), root (1), and bark (1).

## Conclusion

Vegetation is the most precious gift, nature has provided to us as meeting all kinds of essential requirements of the humans in the form of food and fodder. Animal play a fundamental role in people's life. Animal disease studies acquire increasing importance in recent years.

## Acknowledgement

The author is thankful to local men for corporation in providing information about the plant.

## References

- 1) Jain SK and Rao RR (1977). A handbook of field and herbarium method, today and tomorrows. Prin.& pub. New Delhi, India.
- 2) Hooker JD (1892-1897). Flora of British India. Vol. 1-7. BSI Pub., Calcutta, India.
- 3) Cook T. (1903). Flora of the presidency of Bombay. Vol. 1-3. BSI Pub., Calcutta, India.
- 4) Gamble J.S. (1915). Flora of the presidency of Madras. Vol. 1-3. BSI Pub., Calcutta, India.
- 5) Hains H.H. 1921-1924. The Botany of Bihar and Orissa. Vol. 1-6. BSI Pub., Calcutta, India.
- 6) Duthi J.F. (1960). Flora of the upper gangetic plains. Vol. 2. BSI Pub., Calcutta, India.
- 7) Verma DM.; Balakrishnan NP and Dixit RD (1993). Flora of M. P. Vol. 1 BSI Pub., Cal. India.
- 8) Mudgal V.; Khanna K.K. and Hajara P.K. (1997). Flora of M. P., Vol. 2 BSI Pub., Cal. India.
- 9) Khanna KK.; Kumar A.; Dixit RD & Singh NP (2001). Suppl. flora of M. P. BSI Pub., Cal. India.
- 10) Singh NP.; Khanna KK.; Mudgal V. & Dixit RD (2001). Flora of M.P. Vol. 3. BSI Pub., Cal. India.

**Table-1: Ethno veterinary angiospermic species**

Family	Botanical name	Common name	Plant part	Disease	Life form
Leguminosae	<i>Abrus precatorius</i> L.	Ghumchi	Seed	Lack of oestrus	C
Leguminosae	<i>Abutilon indicum</i> (L.) Sweet	Kanghi	Seed	To control constipation.	H
Leguminosae	<i>Senna tora</i> L.	Chakwarh	Seed	Galactagogue	H
Leguminosae	<i>Acacia leucophloea</i> (Roxb.) Wil.	Safad Babool	Bark	Lack of oestrus	T
Leguminosae	<i>Acacia nilotica</i> (L.) Del.	Babool	Seed	Immune-deficiency	T
Amaranthaceae	<i>Achyranthes aspera</i> L.	Lat jeera	Root	In cramps	H
Acanthaceae	<i>Justicia adhatoda</i> L.	Aroos	Leaf	Cough & Cold	S
Nyctaginaceae	<i>Boerhavia diffusa</i> L.	Punarnava	Stem	Hepatic disorders	H
Apocynaceae	<i>Calotropis gigantea</i> (L.) Dry.	Safed aak	Leaf	Swelling	S
Menispermaceae	<i>Cocculus hirsutus</i> (L.) Theob.	Jal jamni	Leaf	Bone fracture	C
Compositae	<i>Eclipta prostrata</i> (L.) L.	Bhangriya	Leaf	Swelling	H
Compositae	<i>Ageratum conyzoides</i> L.	Gandhaniya	Leaf	Maggot infested wounds	H

Abbreviations: C=climbers, H=Herbs, S=Shrubs T=Tree

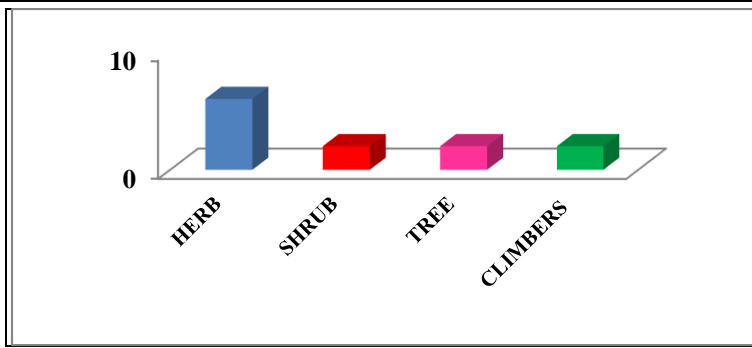
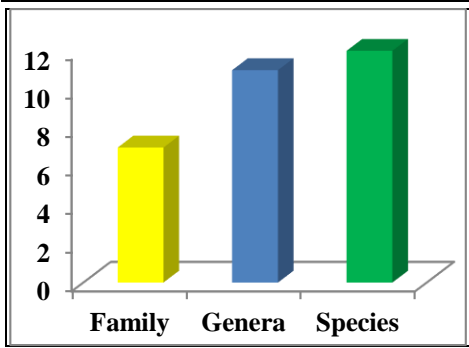


Fig.- 1: Distribution of Species, Genera and Families

Fig.- 2: Life form diversity

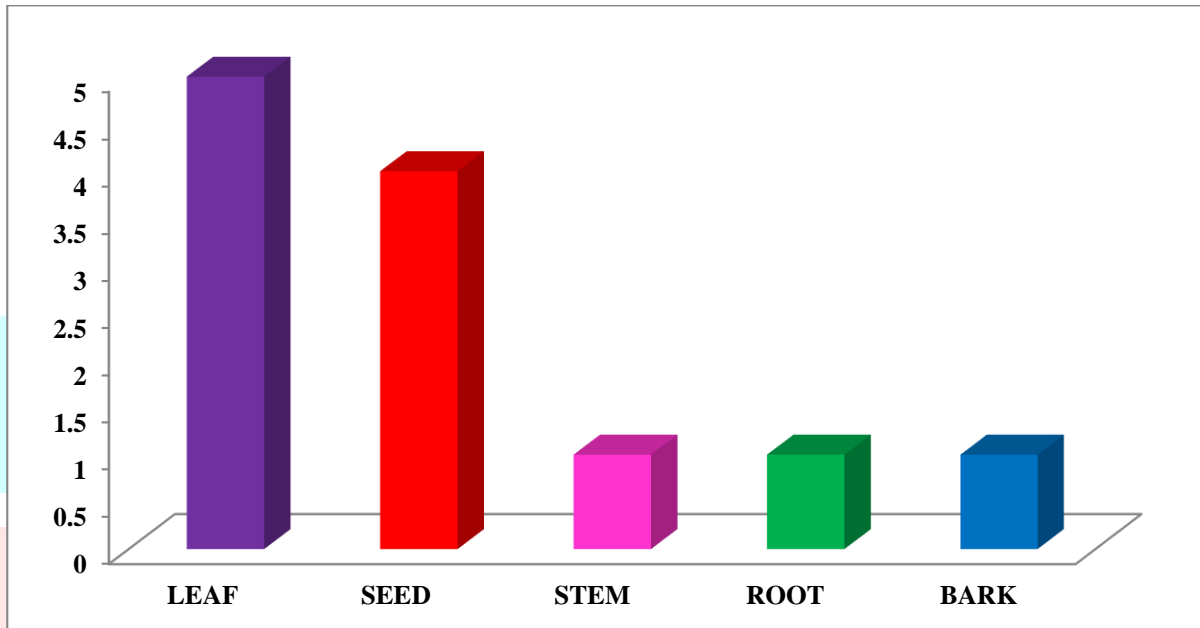


Fig.- 3: Different plant parts used in different diseases