



ROBUST MALWARE DETECTION IN INTERNET USING DEEPEIGEN SPACE LEARNING

¹Sneha T, ²K M Sowmyashree

¹Student, ² Assistant Professor

¹Department of MCA

¹ PES College of Engineering Mandya, Karnataka, India

Abstract: In this paper, we present a profound learning-based strategy to distinguish the Internet and Things malware through the gadget's Operational Code (Opcode) succession. We change Opcodes into a vector space and apply a profound Eigenspace learning way to deal with order malware and benign application. We likewise show the power of our proposed approach in malware location and its manageability against garbage code inclusion assaults. Ultimately, we make accessible our malware test on GitHub, which ideally will profit future exploration endeavors (for example for assessment of proposed malware discovery draws near).

Index Terms – Internet, Malware Detection, Deep Eigenspace Learning, Deep Learning, Machine Learning

I. INTRODUCTION

We show how to identify malware using deep learning and the device's Operational Code (Op Code) sequence. To categories dangerous and benign apps, we convert the Op Codes into a vector space and use a deep Eigenspace learning method. We also show the resilience of our suggested technique in detecting malware and its capability to withstand trash code insertion assaults. Finally, we provide our malware sample public on GitHub, which will potentially aid future research efforts (e.g., to facilitate evaluation of future malware detection approaches). The requirements of the future There will be no virus detecting solution, dumb, but the race between us online attackers and internet protectors would continue. The internet has various uses, such as smart homes, smart cities, improved health, autonomous vehicles, and so on. However, in this project, we are mostly focused on internally feeding datasets by admin to avoid unauthorized consumers and virus risks. Apart from all of these advantages, IoT has some serious flaws that must be addressed before it is enacted, such as the fact that the technologies that form the foundations of IoT contain so many bugs, which means that if hackers gain access to the system through these bugs, they can compromise the privacy of customers or indeed harm them. As a result, before integrating IoT, these systems' security must be beefed up and made bug-free. Among the most challenging things to complete is maintaining the IoT device safe.

II. LITERATURE SURVEY:

The Internet of Things (IoT) is the extension of present Internet services to include all objects that now or will exist in the future. It explores the views, difficulties, and possibilities associated with a prospective Internet that fully supports "things," as well as how things may assist in the creation of a more synergistic future Internet. Things with virtual personalities that operate in smart places with intelligent interfaces to interact and communicate in social, environmental, and user contexts.

Pascanu et al.: Through natural language modelling, they established a technique for modelling malware execution. They used recurrent neural networks to extract important information and anticipate the future API calls. Then, utilising the history of previous occurrences as characteristics, both logistic analysis and multilayer perceptions were used as classification modules on the future API call prediction. It was stated that the true positive rate was 98.3 percent and the false positive rate was 0.1 percent.

Demme et al.: Utilizing performance counters as a learning feature and K-Nearest Neighbor, Decision Tree, and Random Forest as classifiers, they investigated the feasibility of constructing a malware detector in nodes hardware.

Alam et al.: To identify fraudulent codes, the researchers used a random forest on a dataset of linked smart-phone devices. They used an android emulator to run APKs and captured several aspects such as memory information, permission, and network for categorization, as well as evaluating their technique utilizing various tree sizes.

PROPOSED MODEL

A malware anti-forensic approach against Opcode examination is a junk code injection attack. Junk code insertion, while the name implies, might include the addition of innocuous Opcode sequences that do not run-in malware or the introduction of instructions (e.g., NOP) that have no effect on malware behavior. Junk code insertion is a technique for obfuscating harmful Opcode sequences and lowering the 'proportion' of malicious Opcode in malware. To minimize the anti-forensics method of garbage Opcode injection, we suggest using an affinity-based criteria. To counteract the consequences of introducing garbage Opcode, our feature selection technique excludes less instructive Opcode. The malicious programmed may be identified immediately and prevented from being installed on the device utilizing this technique. As a result, a hybrid malware detection approach is suggested in this work, which is unique in that it takes use of the misuse detector's low false-positive rate and the capacity of the anomaly detector to detect zero-day malware. The accuracy and efficiency of the Android malware detecting system are governed by the detecting approach chosen.

IV. RESULTS AND DISCUSSION

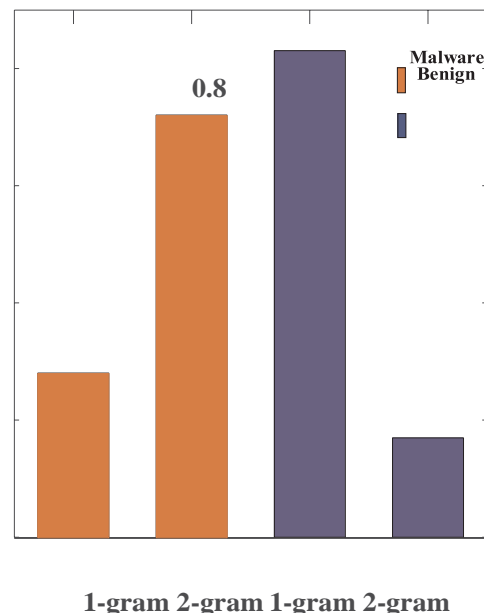
4.1 Dataset creation and feature selection

We created a dataset of 1078 benign and 128 malware samples for ARM-based IoT applications. All malware samples were collected using VirusTotal² Threat Intelligence platform between February 2015 and January 2017. All good ware were collected from a variety of official IoT App stores such as Pi Store. IoT and IoBT application are probably going to comprise of a long sequence of OpCodes, which are directions to be performed on gadget handling unit. To dismantle tests, we used Obj dump (GNU binutils form 2.27.90) as a disassembler to separate the OpCodes. Making n-gram Op-Code arrangement is a typical way to deal with order malware dependent on their dismantled codes The quantity of simple highlights for length N is CN, where C is the size of guidance set. Unmistakably a huge expansion in N will bring about highlight blast. What's more, diminishing the size of highlight builds vigor and viability of location in light of the fact that incapable highlights lessen execution of AI approach. In this way, there is an inclination to initially apply a component determination calculation and track down the best highlights [47] to diminish the list of capabilities to stay away from feature blast.

Data recovery methods are generally utilized for highlight determination [48]. Data Gain (IG) is a data hypothetical way to deal with select worldwide highlights by positioning them dependent on the measure of data content accessible in an arrangement issue. IG applies statistical devices to pick worldwide highlights and doesn't consider class data. In certain circumstances, for example, imbalanced datasets, worldwide element choice techniques disregard minor class-determined highlights which may lessen framework proficiency. Class-Wise Information Gain (CIG) [33] is proposed to defeat worldwide component determination blemish and plans to perceive more helpful highlights dependent on accessible class data. To see how CIG is determined for a self-assertive two-class issue, we allude the pursuer to Equation 5, where $P(vf = 1, C_i)$ indicates the likelihood of highlight f showing up in C_i , and $P(vf = 0, C_j)$ is the likelihood of highlight f being missing from C_j . CB and CM indicate favorable program and malignant applications, individually.

opcodes successions were extricated and CIG (f, CB) and CIG (f, CM) were determined. The best 82 highlights (approx.-In this examination, 4,543 1-gram and 610,109 2-gram particular imately 0.01% of all highlights) $\{f_1, \dots, f_{82}\}$ were chosen, Size of chosen include set is restricted to $j = 82$ in light of the fact that there where f_i has a place with either the 1-gram or 2-gram class. was a huge hole somewhere in the range of $f_j \leq 82$'s and $f_j > 83$'s CIG tions, all k-gram ($k > 2$) highlights were overlooked. Highlights esteems. Because of the great computational asset consumption their CIG (f, CB) and CIG (f, CM) values. As demonstrated in were chosen from the 1-gram and 2-gram succession-based Figure 1, dominant part of the malware highlights are 2-gram sequences and 1-gram successions comprise an enormous extent of kind application highlights. Such information would be pivotal in the advancement of our IoT and IoBT malware identification technique, as talked about in the following area.

Figure.1 -Gram and 2-Gram Feature Distribution for Benign and Malware Samples



4.2 An Opcodes -Sequence Graph Generation

Our proposed method is illustrated in Fig.2, and consists of two phases, namely: opcodes-Sequence Graph Generation phase and Deep Eigenspace Learning phase. Also, feature selection phase is included in. Proposed Approach

The request for Opcodes in an executable document. A chart, $G = (V, E)$, has two sets: V and E . V means the chart's vertices Control Flow Graph (CFG) is an information structure that addresses what's more, $E_{i,j}$ shows the connection among V_i and V_j . Past malware identification [30], [31], [49]. $V_i \{f_{j|j} = 1, \dots, 82\}$ are research has shown the handiness of this portrayal in vertices and the edges' qualities address the connection between vertices (highlights).

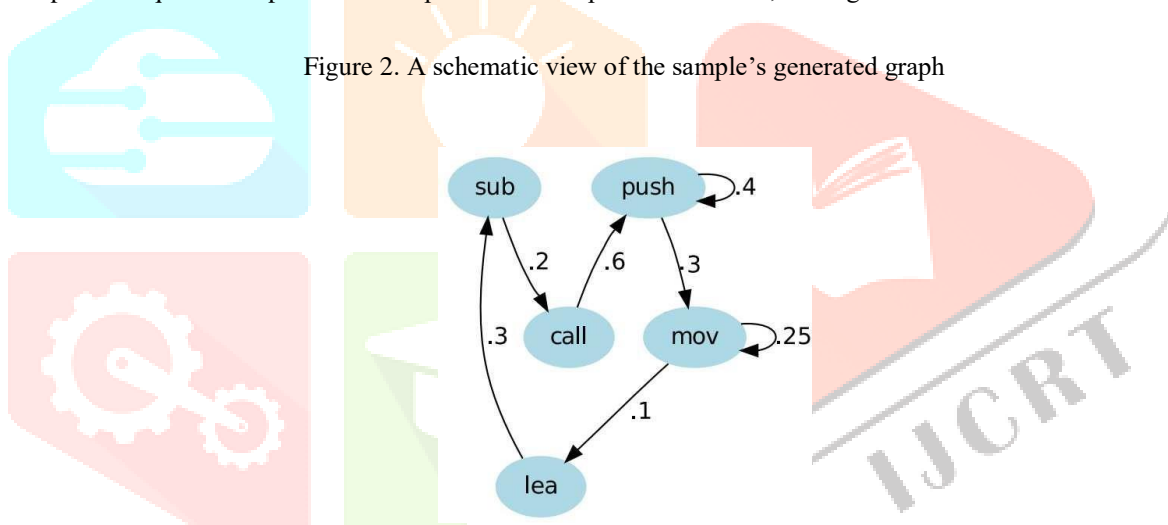
To build the Opcodes' chart, edge esteems ought to be processed. The overall methodology for calculating $E_{i,j}$ esteem is to increase $E_{i,j}$ by 1 when V_i happens following V_j in the example's Opcode succession. Using this technique would prompt age of a nearness grid for each example application inside our dataset. Besides, standardization of network lines would transform $E_{i,j}$ esteems into likelihood of event of V_i . Then, at that point, all V_j and $E_{i,j}$ s esteems are standardized to a worth between 0 and 1. Considering the situations in which V_i and V_j are placed exactly together neglect the longer distance of Opcodes' neighborhood. In other words, merely observing specific order of Opcodes leads to a crisp representation of opcodes sequence in a graph.

However, the Crisp approach for computing $E_{i,j}$ has it own drawbacks. Applying features election and then incrementing $E_{i,j}$ by 1 for exact Opcode's occupants result in a sparse which may poorly represent a sample file that is not suitable for a classification task. In addition, malware developers may inject some useless junk opcodes, like NOP 4 or (PUSH, POP)5 to circumvent/misdirect Opcode's local estimation technique.

Accordingly, we propose a heuristic rule appeared in Formulation (6) to figure the diagram edge esteems. Fundamental components of Formulation (6) is the distance between Opcodes. A more extended distance expands the divisor dramatically and thusly delivers a more modest $E_{i,j}$. To improve Formulation (6) by spotting distance mitigates the drawbacks of calculating edges by immediate occurrence and highlights the effect of opcodes distance. α is a tuning parameter to adjust the impact of Opcode's distance.

In this study, we let $\alpha = 1$ to have $E_{i,j} = 1$ for exactly adjacent Opcodes similar to Hashemi et al. [31] approach. Also, α can control the effect of Opcodes' distance in detection rate. Formulation (6) would produce a graph of 82 vertices for each given malware and benign sample as the learning material for Deep Eigenspace Learning phase of our method. Figure 3 illustrates the output of Opcode-Sequence Graph Generation phase for a sample. For instance, the edge's

Figure 2. A schematic view of the sample's generated graph



Graphs as a complex data structure for representing relations between vertices are a prevalent data type in machine learning. There are very few data mining and deep learning algorithms that accept a graph as an input Therefore, a possible alternative is to embed a graph into a vector space. Indeed, graph embedding is a bridge between statistical pattern recognition and graph mining. Eigenvectors and eigenvalue are two characteristic elements in the graph's spectrum which could linearly transform a graph's adjacency matrix into a vector space (see Equation 7). v, λ and A denote eigenvectors, eigenvalues and a graph's adjacency or an affinity matrix respectively. In this paper, we employ a subset of v and λ for the learning phase.

$$Av = \lambda v$$

- To obtain a tangible knowledge of the generated CGFs' structure, a graph that illustrates the cumulative of all samples in our dataset is created (see Figure 4). Figure 4 consists of two major diagonal building blocks (marked with red borders), which indicates that two main data distributions exist in the given samples. Based on the graph's spectrum theory, in this condition, there should be an explicit eigen-gap in the matrix's eigenvalues [54], and Figure 5 depicts the existence of a gap between λ_2 and λ_k ($k > 2$).

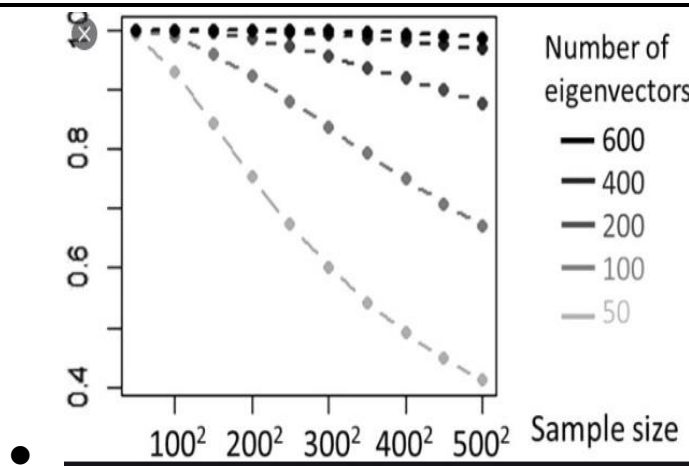
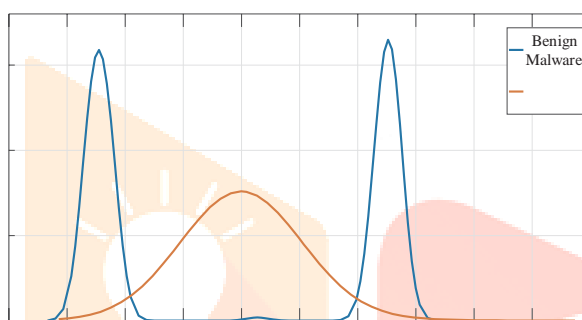



Figure 4. An Overview of Samples' Cumulation Affinity Matrix



- Hence two first eigenvectors of sample's matrix (v_1 and v_2) include much more information about the matrix compared to the remaining eigenvectors, and could represent the whole matrix appropriately

Figure 5. Sample's Cumulation (Figure 4) Eigenvalues



Moreover, in the learning phase, due to different data distribution of eigenvalues for malware and benign samples, λ_1 and λ_2 are utilized alongside v_1 and v_2 to detect a sample label and increase our method performance. Figures 6 and 7 illustrate the difference between malware and benign eigenvalues' ($\lambda_{1,2}$) data distribution and indicate suitability of employing λ_1 and λ_2 as features for a classification task.

4.3 Deep Learning

Deep Learning (DL) or deep structured learning is an evolved version of Neural Networks (NN). Deep learning has recently been successfully deployed to address challenges in a variety of applications, such as speech recognition and machine vision. There are different variations of DL such as Convolutional Networks, Restricted Boltzmann Machines, and Sparse Coding. In this paper, a Convolutional Network is used as the deep learning module of our proposed approach because of its potential for accurate classification in the presence of complex and non-linear data patterns. The first two eigenvectors (v_1 and v_2) and eigenvalues (λ_1 and λ_2) of the samples are used as input values for classification.

4.4 Sustainability Against Junk Code Insertion Attacks

Junk code injection attack is a malware anti-forensic technique against opcodes inspection. Junk code insertion may include addition of benign opcodes sequences, which never run in a malware or inclusion of instructions (e.g. NOP) that do not actually make any difference in

Junk code injection attack is a malware anti-forensic technique against opcodes inspection. Junk code insertion may include addition of benign opcodes sequences, which never run in a malware or inclusion of instructions (e.g., NOP) that do not actually make any

difference in malware activities. Junk code insertion technique would obfuscate malicious opcodes sequences and reduce the balance of malicious OpCodes in a malware [63].

In our proposed approach, we use an affinity-based criteria to evade junk opcodes injection anti-forensics technique. Our feature selection method eliminates less instructive OpCodes to mitigate the effects of injecting junk OpCodes.

To demonstrate sustainability of our proposed approach against code insertion attack, in an iterative manner, a specified proportion ($\{5\%, 10\%, 15\%, 20\%, 25\%, 30\%\}$) of all elements in each sample's generated graph were selected randomly and their value incremented by one. For example, in the 4th iteration of the evaluations, 20% of the indices in each sample's graph were chosen to increment their value by one. In addition, in our evaluations the possibility of a repetitive element selection was included to simulate injecting an Opcode more than once. Incrementing E_{i_j} in the sample's generated graph is equivalent to injecting Opcode next to the Opcode in a sample's instruction sequence to mislead detection algorithm. Algorithm 1 describes an iteration of junk code insertion during experiments and it is necessary to mention this procedure should repeat for each iteration of k-fold validation.

V. CONCLUSION

In the near future, the things of an internet, will become gradually significant. There will be no foolproofly virus detection procedure, but we can count on a continual basis involving cyber attackers and defenders. As a result, it's critical that we hold the line on danger actors. In this research, we provide an IoT and IoT intrusion detection approach that is based on class-wise Opcode's sequencing selection as a classifying task feature. For malware analysis, a graph of identified factors was built for each sample, and a deep Sustainable strategy learning technique was applied. Our tests showed that our technique is reliable in detecting malware, with a 98.37 percent success rate.

VI. FUTURE ENHANCEMENTS

We intend to test our technique across bigger and larger databases in the next, as well as deploy a prototype of the design part in a real-world system for testing and refining. Finally, we make our malware sample public on GitHub, in the hopes that it may aid research and practice.

REFERENCES:

- [1] E. Bertino, K.-K. R. Choo, D. Georgakopoulos, and S. Nepal, "Internet of things (iot): Smart and secure service delivery," *ACM Transactions on Internet Technology*, vol. 16, no. 4, p. Article No. 22, 2016.
- [2] X. Li, J. Niu, S. Kumari, F. Wu, A. K. Sangaiah, and K.-K. R. Choo, "A three-factor anonymous authentication scheme for wireless sensor networks in internet of things environments," *Journal of Network and Computer Applications*, 2017.
- [3] J. Gubbi, R. Buyya, S. Marusic, and M. Palaniswami, "Internet of things (iot): A vision, architectural elements, and future directions," *Future generation computer systems*, vol. 29, no. 7, pp. 1645–1660, 2013.
- [4] F. Leu, C. Ko, I. You, K.-K. R. Choo, and C.-L. Ho, "A smartphone-based wearable sensors for monitoring real-time physiological data," *Computers & Electrical Engineering*, 2017.
- [5] M. Roopaei, P. Rad, and K.-K. R. Choo, "Cloud of things in smart agriculture: Intelligent irrigation monitoring by thermal imaging," *IEEE Cloud Computing*, vol. 4, no. 1, pp. 10–15, 2017.
- [6] X. Li, J. Niu, S. Kumari, F. Wu, and K.-K. R. Choo, "A robust biometrics based three-factor authentication scheme for global mobility networks in smart city," *Future Generation Computer Systems*, 2017.
- [7] L. Atzori, A. Iera, and G. Morabito, "The internet of things: A survey," *Computer networks*, vol. 54, no. 15, pp. 2787–2805, 2010.
- [8] D. Miorandi, S. Sicari, F. De Pellegrini, and I. Chlamtac, "Internet of things: Vision, applications and research challenges," *Ad Hoc Networks*, vol. 10, no. 7, pp. 1497–1516, 2012.
- [9] A. Kott, A. Swami, and B. J. West, "The internet of battle things," *Computer*, vol. 49, no. 12, pp. 70–75, 2016.
- [10] M. J. Farooq and Q. Zhu, "Secure and reconfigurable network design for critical information dissemination in the internet of battlefield things (iobt)," *arXiv preprint arXiv:1703.01224*, 2017.
- [11] C. Tankard, "The security issues of the internet of things," *Computer Fraud & Security*, vol. 2015, no. 9, pp. 11–14, 2015.
- [12] C. J. D'Orazio, K. K. R. Choo, and L. T. Yang, "Data exfiltration from internet of things devices: ios devices as case studies," *IEEE Internet of Things Journal*, vol. 4, no. 2, pp. 524–535, April 2017.
- [13] S. Watson and A. Dehghantanha, "Digital forensics: the missing piece of the internet of things promise," *Computer Fraud & Security*, vol. 2016, no. 6, pp. 5–8, 2016.
- [14] E. Bertino and N. Islam, "Botnets and internet of things security," *Computer*, vol. 50, no. 2, pp. 76–79, Feb 2017.
- [15] J. Gardiner and S. Nagaraja, "On the security of machine learning in malware c&c detection: A survey," *ACM Computing Surveys*, vol. 49, no. 3, p. Article No. 59, 2016.
- [16] J. Peng, K.-K. R. Choo, and H. Ashman, "User profiling in intrusion detection: A review," *Journal of Network and Computer Applications*, vol. 72, pp. 14–27, 2016.
- [17] E. M. Rudd, A. Rozsa, M. Gnther, and T. E. Boulton, "A survey of stealth malware attacks, mitigation measures, and steps toward autonomous open world solutions," *IEEE Communications Surveys & Tutorials*, vol. 19, no. 2, pp. 1145–1172, 2016.
- [18] S. Iqbal, M. L. M. Kiah, B. Dhaghighi, M. Hussain, S. Khan, M. K. Khan, and K.-K. R. Choo, "On cloud security attacks: A taxonomy and intrusion detection and prevention as a service," *Journal of Network and Computer Applications*, vol. 77, pp. 98–120, 2016.
- [19] Y. Ye, T. Li, D. Adjeroh, and S. S. Iyengar, "A survey on malware detection using data mining techniques," *ACM Computing Surveys*, vol. 50, no. 3, p. Article No. 41, 2017.
- [20] Z. K. Zhang, M. C. Y. Cho, C. W. Wang, C. W. Hsu, C. K. Chen, and S. Shieh, "Iot security: Ongoing challenges and research opportunities," in *2014 IEEE 7th International Conference on Service-Oriented Computing and Applications*, Nov

- 2014, pp. 230–234.
- [21] P. Faruki, A. Bharmal, V. Laxmi, V. Ganmoor, M. S. Gaur, M. Conti, and M. Rajarajan, “Android security: A survey of issues, malware penetration, and defenses,” IEEE Communications Surveys & Tutorials, vol. 17, no. 2, pp. 998–1022, Secondquarter 2015.
- [22] Z. Fadlullah, F. Tang, B. Mao, N. Kato, O. Akashi, T. Inoue, and K. Mizutani, “State-of-the-art deep learning: Evolving machine intelligence toward tomorrows intelligent network traffic control systems,” IEEE Communications Surveys & Tutorials, 2017.
- [23] N. Milosevic, A. Dehghantanha, and K.-K. R. Choo, “Machine learning aided android malware classification,” Computers & Electrical Engineering, 2017.
- [24] R. Kohavi et al., “A study of cross-validation and bootstrap for accuracy estimation and model selection,” in Ijcai, vol. 14(2). Stanford, CA, 1995, pp. 1137–1145.
- [25] Y. Bengio and Y. Grandvalet, “No unbiased estimator of the variance of k-fold cross-validation,” Journal of machine learning research, vol. 5, no. Sep, pp. 1089–1105, 2004.
- [26] Z. Yuan, Y. Lu, and Y. Xue, “Droiddetector: android malware characterization and detection using deep learning,” Tsinghua Science and Technology, vol. 21, no. 1, pp. 114–123, Feb 2016.

