



INTERNATIONAL JOURNAL OF CREATIVE RESEARCH THOUGHTS (IJCRT)

An International Open Access, Peer-reviewed, Refereed Journal

Design & Development of E-Bike

Yogesh K. Mogal¹, Sachin S. Dheringe², Lalit S. Dhikale³, Praful M. Donde⁴, Tejas B. Firke⁵

¹Asst.Prof., Department of Mechanical Engineering, Matoshri college of Engineering and Research Centre, Nasik.

^{2,3,4,5}U.G. Students, Bachelor of Engineering, Department of Mechanical Engineering, Matoshri College of Engineering & Research Centre, Nasik.

Abstract – Now a Day world demands the high technology for solving the current and future problems. Fuel shortage is the main problem now-a-days. Considering current rate of usage of fossil fuels will let its life up to next five decades only. Undesirable climate change is the indication for not to use more fossil fuel any more. So the Best alternative for the automobile fuels to provide the mobility & transportation to peoples is only the E-bike. Future e-bike is the best technical application as a visionary solution for the better world and upcoming generation. E-bike comprises the features like high mobility efficiency, compact, electrically powered, comfortable riding experience, and light weight vehicle bike is the most versatile future vehicle considering its advantages. In upcoming days we can make more advance bikes or E-vehicle using clean energy like solar energy. This can make great impact worldwide.

Key Words: E-bike, Eco-Friendly, BLDC Hub Motor, Solar Powered Vehicle, Green Energy

I. INTRODUCTION

Main reason to identify the need of finding and modifying E-Bike is to overcome the issue of the pollution because of vehicles in metro towns & urban zones is swelling uninterruptedly. Considering the all Class of society So, combining both issues, environmental progress supporting and economical affordable alternative would be the best solution. Typical parts of E-bike are Brushless DC Motor (Hub Motor), Throttle (Accelerator), Battery Storage (48 V), hub motor, Frame and other common E-bike parts (fig.1). E bikes are an attractive alternative to both conventional traditional automobiles, providing an environmentally friendly, fun, efficient and convenient way to travel. E-bikes are driven with the help of battery which is coupled with electric motor. E- Bike is the plug-in electrical vehicles with two or three wheels. The power on which this bike works is stored in a rechargeable battery which drives the motor. Typical parts used in bike are BLDC motor, battery, controller, throttle, Hub motor




Figure1. E-Bike

II. OBJECTIVES

- i. To Give the Rider the same feeling as driving the IC-Engine Powered Vehicle
- ii. Spreading awareness in people about E-vehicles
- iii. To optimize the cost.

III .LITERATUREREVIEW

A. ELLIOTFISHMAN, CHRISTOPHER CHERRY (2016)

Talked about that e-bikes speak to one of the quickest developing sections of the vehicle showcase. More than 31 million E-Bikes were sold in 2012. Research has pursued this development and gives a combination of the most relevant subjects rising over the past on the expanding point of E-Bikes. The center is transport as opposed to recreational e-Bike look into, just as the most basic research holes requiring consideration. China drives the world in E-Bike deals, trailed by the Netherlands and Germany. E-Bikes can keep up speed with less exertion. E-Bikes are found to expand bike use. E-Bikes can possibly dislodge ordinary mechanized (inside burning) modes, yet there are open inquiries regarding their job in uprooting Customary bike customary bike dislodge ordinary mechanized (inside burning) modes, yet there are open inquiries costmary bike

A. Urban Electric Bike[2]

In this paper, we considered importance of easy vehicle mobility and compactness. In which we revealed that folding is the strategic feature of the e-bike which would not have been probable devoid of the folding arms. For the ease of sliding of the arms a bolt is provided. In order to provide rigidity to the bike a guide has been provided on the main frame. See fig.



Figure 2 Foldable

Figure 3 Guides with Slot

About other components, both the plates are welded on front arm of the bike and a constraint is established on the back arm to confine the angle between the two arms to 50° . Furthermore, in paper the specifications and functionalities regarding components of e-bike were discussed. At initially, fundamental driving component about Hub Motor that Regular electric motors utilize a mechanical gadget called a commutator and two contacts named carbon brushes to switch the electric current periodically and affirm the pivot continues handing over the comparative bearing. Hub motors are characteristically brushless motors (See fig. 4) which replace the commutator and brushes with planetary gears and an electronic circuit.

The Hall Effect Sensors help to locate the position of the permanent magnets and which coils to activate to keep the motor spinning.



Figure 4HubMotor

Figure5TwistThrottle

Then about the accelerator or say throttle, we discussed below working. Working of a Twist throttle is based on the principle of potentiometer which is also called variable resistor. It is used to fluctuate the voltage passing through the throttle. In order to pass more through the throttle, the more twist should be provided as a result less is the resistance. Therefore twist throttle offers the signal to the BLDC hub motor controller to increase or decrease the current passed to the motor.

B. *Campus Mobility For The Future: The Electric Bike*[3]

This paper presents the various outcomes and results of the study containing visions into the scheme. Electric bikes, of much sort have been surveyed by and by in a semi-open contract conspire on the Nanyang Technological University campus in Singapore. According to this campus, it is a famous and helpful administration, with a few models of electric bike being exceptionally very much utilized. Riders contemplate the premier of the electric bikes to be both agreeable and engaging while at the same time utilizing it, and extremely suitable for campus travel. Understudies and general society alike view the plan unhesitatingly, and creators have seen a lessening in the quantity of miles driven via auto inside the grounds for the dominant part of clients who are additionally drivers.

In this paper, we have sensibly inspected the utilization of bikes on campus, displaying and investigating review results that endeavor to clarify blocks to bigger acknowledgment of the bike. We likewise bolster the general public by giving arrangement that if this information is coordinates with a portion of the qualities of the campus encompassing, it is conceivable to suggest specialized, arranging and Reasonable arrangements that together should help the more prominent acknowledgment of bike transport. This is the concentration of the rest of the paper.

C. Design And Fabrication Of Dual Chargeable Bike[4]

In this paper, we discussed about the crucial components and its experiments of e- bike, alternator and batteries. The First alternator which is an electromechanical device that transforms mechanical energy to electrical energy in the form of alternating current. The brushes of a DC generator carries a small fraction of the current, which carry the generator's whole output. A set of rectifiers (Diode-bridge) is essential to alter AC to DC. To provide direct current with low ripple, we used a three-phase winding and the pole pieces of the rotor are shaped (claw-pole) to produce a waveform similar to a square wave as an alternative of a sinusoid. Author used alternator of Yamaha bike which workings are done at high RPM since our' electric Bike is restricted to low RPM so we changed the windings of alternator and upsurge the drive ratio. Hence, it can function at low RPM.

Another important part is discussed is regarding batteries Electric Bikes industrialized in Switzerland in the late 1980s for the Tour de Sol solar vehicle race accompanied sunlight based charging stations yet these were later settled on rooftops and associated in order to nourish into the electric mains. The bikes were then charged from the mains, as is normal at this point. Battery frameworks being used incorporate lead-corrosive, NiCad, NiMH and Li-ion batteries. Range is a key thought with electric Bikes, and is influenced by elements, for example, engine productivity, battery limit, effectiveness of the driving gadgets, optimal design, slopes and weight of the Bike and rider. The scope of an electric Bike is typically expressed as somewhere close to 7km (tough one electric power only) to 70km (minimum assistance) and is profoundly subject to regardless of whether the Bike is tried on level streets or slopes. The vitality expenses of working electric bikes are little; however there can be noteworthy battery substitution costs. In lots of available preferences we selected 4 lead acid batteries of 12 volt 5 amp because of its easy availability and low cost and connected in series to get an output of 48 volt. Overall experimented results of this paper are: Speed of 40-45km/hr. is achieved when battery is fully charged. When coming down the hill charging can be achieved in 1hr. Driven mechanism wheel wear rapidly due to friction.

D. An Improved & Efficient Electric Bike System With The Power Of Real-time Information Sharing[5]

Firstly we are using the sun based board as a hotspot for E-Bike. In that we utilized the 20 KW sunlight based board and it is associated with the 48v battery. So the sun powered board is utilized to charge the battery. Here basic concept we applied that the solar energy is converted into electric energy by using photovoltaic effect. We connected the solar panel is in the series and it created the additional voltage, which is used to charge battery The block diagram of their design requirements is shown in fig.

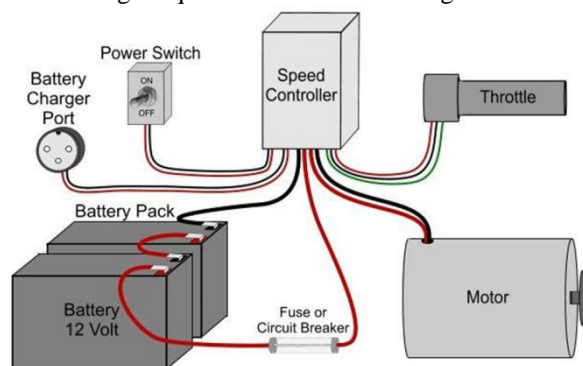


Figure 6 wiring diagram of E-bike design requirement

The second source of energy is that we are converting the mechanical energy into electrical energy by using dynamo. Dynamo is an electric device which generates the power with the help of commutator. In this paper we mentioned the procedure of how mechanical energy is converted into electrical energy and it will utilized for run the electrical bike. We connect the dynamo in the front wheel of E-bike. As the wheel of bike is run along the wheel commutator also rotate and it will generate the power. So the mechanical energy gets converted into electrical energy and it will store in dynamo whenever it will be required, it will supply the energy to E-bike.

E. Design Of Electric Bike With Higher Efficiency[6]

From this paper it can be found that we are focused on the improvement of efficiency of E-bike. Generally the speed of E-bike is in the range of 40-45 km/hr. at maximum. So there we increase the speed of E-bike and design the aerodynamic shape in such a way that the efficiency of E-bike is improved.

For the increasing the speed we are done the comparison of power transmission system. In that we found four power transmission systems. Based on Application the out of four any one of them power transmission system is used in E-bike. Generally the chain drive is used for transmitting the power. Along with that there are three different types of motor is also used like Gear hub motors, Crank drive motors and direct drive motors. So after completing experimental study it can be found that due to the specifications like light weight, inexpensive, compact, offering non-slip the chain drive is more efficient as compared to belts or gears.

In this paper we also show the design procedure of aerodynamic shape of E-bike. The importance of aerodynamic shape for the improvement of efficiency of E-bike is unavoidable. We mentioned the distribution of percentage of aerodynamics of E-bike enlisted below:

- Aerodynamic in total (It means the combination of rider aerodynamic as well as bike aerodynamic) - 65 %
- Wheels - 7 to 8 % of total aerodynamic
- Fork - 6 to 9 % of total aerodynamic
- Frame - 4 to 9 % of total aerodynamic
- other – 2 to 4 % of total aerodynamic

Drag coefficient is also essential characteristic in aerodynamic. So we described the different aerodynamic shape with their Drag coefficient as shown in Figure-7.

Shape	Drag Coefficient
Sphere	0.47
Half-sphere	0.42
Cube	1.05
Streamlined Body	0.04
Streamlined Half-body	0.09

Measured Drag Coefficients

Figure 7 Various Drag Coefficients

F. Design And Development Of Solar Assisted Bike[7]

In this paper, study on alteration of present Bike in form of solar assisted which is energized by solar Energy is carried out. For both city and nation streets that are made of bond, black-top, or mud, this bike is fitting, It is reasonable, unobtrusive in development and can be widely utilized for short separation voyaging especially by school youngsters,

understudies, office goers, villagers, postmen and so forth. It is especially reasonable for youthful, matured, disable individuals and provides food the need of financially poor class of society. The best critical component of this bike is that it doesn't expend important petroleum products along these lines sparing core of outside trades. It can be worked all during year that time for nothing out of pocket.

The supreme noteworthy highlight of this bike is that it doesn't ingest valuable petroleum derivatives along these lines sparing cores of outside economic forms. It can be said to be environmental-friendly and less contaminated, as it doesn't have any emanations. Furthermore it is silent and can be energized with the AC connector if there should be an occurrence of crisis and overcast climate. In this paper, the working expense per kilometer is depicted as negligible around Rs.0.70/km. It can be fueled by manual accelerating if there should be an occurrence of any tricky circumstance with the close planetary system. It has littler sum parts, can be effectively mounted or gotten off, consequently requires less support.

G. Design, Fabrication And Performance Analysis Of Solar PowerBike[8]

In this paper, we carried the selections of different components of E-bike.

Determination of Battery: four Lead-acid Battery storing with 12V and 12amp-hour rating are kept in use. The variety of battery relies upon its voltage, ampere and wattage rating and so forth. The whole energy of totally charged battery in five hours is 350 Watt-hours.

Choice of Motor: A Brushless D C Motor (BLDC) for 300 Watts control with electronic compensation framework is painstakingly picked. Brushless DC Motors (BLDC) have many favored contrasted with mechanically moved DC motors in light of the fact that BLDC engines have permanent(long enduring) magnet , electronically drove, No twisting on rotors, frictionless operation, not so much commotion but rather more undeviating(uniform) torque..

I. Design, Development And Performance Evaluation Of Solar Power Assisted Tricycle[9]

In this paper, the solar powered tricycle as an auxiliary for

Auto rickshaw is carried out we mentioned key relevant features of the solar power assisted tricycle in this paper.

- a. For higher power, motor of higher capacity can be used.
- b. It works with a reasonable speed with less fatigue to the rider.
- c. Source of power and shade utility by mounting solar panel.
- d. The tricycle is steadier contrasted with a two wheel bike.
- e. The parking place for solar powered vehicle does not involve a shed.
- f. The battery can be charged even while riding the tricycle. This guarantees unremitting vitality contribution to the tricycle with no extra cost.

J. A Dynamic Model For The Performance And Environmental Analysis Of An Innovative E-Bike[10]

We have directed an ecological investigation of the considered vehicle, especially contrasting three- Bike and a thermal moped, as far as ecological effect. This paper spoke to the natural examination of an electrically supported bike under genuine driving circumstances of mimicked speed-time profiles.

In think about, trial results of roller test seat estimations completed on a warm moped utilized so as to assemble the apropos emissive information amid genuine driving circumstances. The ecological appraisal was performed considering an examination with the emissive execution of this moped by utilizing kinematic parameters that assign the reenacted driving elements; an unmistakable advantage of e-Bike likened to thermal mopeds was appeared and figured as far as emanations spared of CO, HC and NOX, which was a general report finding of this paper.

K. The Copenhagen Wheel: An Innovative Electric Bike System That Harnesses The Power Of Real-Time Information And Crowd Sourcing[11]

In this paper we deliberate innovative Bike wheel concept which is used for comfortable ride of e- bike. The name of that wheel is known as Copenhagen wheel. The Copenhagen wheel is a bike wheel that can be effortlessly retrofitted into any normal Bike. It look for red center point not just contains engine , batteries and inward apparatus framework yet in addition incorporates ecological and area sensors which are controlled by the batteries in the haggle information for bike related versatile application.

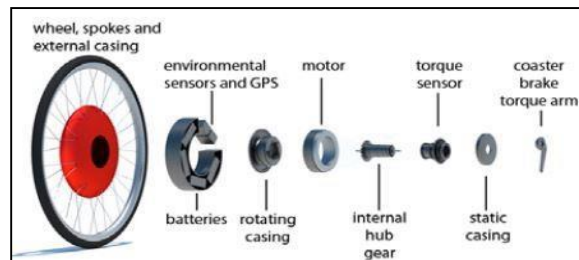


Figure 8 Copenhagen wheel assemblies

L. Parametric Finite Element Analysis Of Steel Bike Frames :The Influence Of Tube Selection On Frame Stiffness[12]

We presented a parametric Finite Element model of road Bike frames using beam elements with wavering tube profiles in this paper. In order to observe the impact of tube profiles on lateral stiffness and vertical compliance of the frames, wide range of current frame geometries had been subjected to several in plane and out of plane loading situations. This was postponement of preceding effort which considered the influence of overall frame geometries (tube lengths and angles) on the stiffness characteristics of frames. For a subset range of frame sizes (with seat tube lengths varying from 490-630mm), parameters were utilized to characterize measurements for roundabout tube profile shapes, shifting divider thicknesses related with butted tubes. In this paper just steel tubing was considered so as to segregate and accentuation inside and out on the effect of the tube profile geometries on the firmness attributes of the edges for a solitary material. We confines their work by setting future work to confirm this model by methods for a frame stiffness jig and to characterize the impact of material choice on the stiffness and attributes industrially open tube sets and their distributed solidness and quality esteems for steel, aluminum and titanium outlines frames.

M. Parametric Finite Element Analysis Of Bike Frame Geometries[13]

In this paper we include a Finite Element model by means of beam elements to signify a customary road Bike frame. The model simulation carries two standard loading constraints to undergo the vertical compliance and a lateral stiffness characteristic of 82 existing Bike frames from the Bike geometry project and compares these characteristics to an improved solution in these circumstances. Maybe obviously little ridges

(490mm seat tube) act the most thoughtfully as far as both vertical consistence and horizontal solidness, while the shorter best tube length (525mm) and bigger head tube edge (74.5°) brings about an along the side stiffer edge which relates with discoveries from literature outcomes. The upgraded esteems demonstrate an extensive improvement over the best of the current casings, with a 13% expansion in vertical dislodging and 15% decline in horizontal relocation when identified with the best of the dissected edges. Here general stacking conditions for frame structure and other auxiliary parts (rear dropouts, sections, handlebar, situate tube) are appeared in Figure-9 and 10.

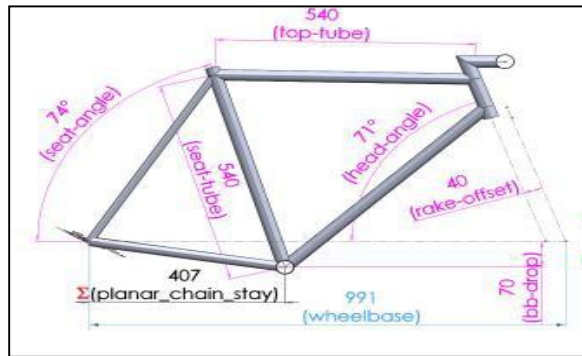


Figure 9 Beam element model with key frame geometries

The model has been progressed to take into consideration extra improvement to involve more in depth tube geometry, facilitate investigation of more edge geometries, elective materials, and examination of other basic attributes.

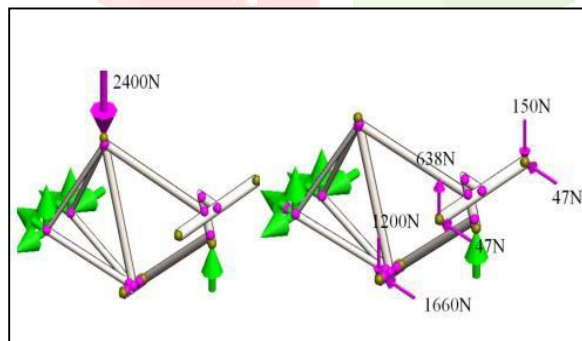


Figure 10 Beam element model with Head tube & Rear Dropout constraints for seat tube (Left), and BB / handle bar (Right)

N. Numerical Study On Materials And Design Optimization Of A Bike Frame[14]

In this paper the procedure of selecting a material for robust frame structure is approached. We have taken materials like composites (HT Graphite epoxy and S-Glass Epoxy) and Aluminum Alloy 6061-T6 for Circular and Elliptical cross section. From ANSYS 14.5 simulation results it is determined that composites (HT Graphite epoxy and S-Glass Epoxy) can be used as Bike frame material due to its better results (stress, strain & displacement) when compared with Aluminum Alloy 6061-T6. Also, for the Bike frame the Circular cross section is more preferable than Elliptical cross-section because of high strength withstanding ability. Then in the two composite materials (HT Graphite epoxy and S Glass Epoxy) Due to less cost and reasonably high strength S-Glass Epoxy can be preferred when compared to HT Graphite Epoxy Figure-11 and Figure-12 shows the stress, strain values and deformation values for circular cross section frames and elliptical cross section frames respectively.

S. No.	Particular		Circular cross section		
			Aluminium Alloy6061-T6	HT Graphite Epoxy	S-Glass Epoxy
1	VON -MISES STRESS(Pa)	Max	1.5896e7	1.6251e7	1.6332e7
2	VON MISES STRAIN(Pa)	Max	0.00023094	7.3595e-5	0.00018162
3	TOTAL DEFORMATION (mm)	Max	6.2309e-5	2.8539e-5	9.1385e-5

Table 11 Analysis for Circular Cross Section Frame

S. No.	Particular		Elliptical Cross section		
			Aluminium Alloy6061-T6	Graphite Epoxy	S-Glass Epoxy
1	VON -MISES STRESS(Pa)	Max	3.8132e7	3.8362e7	3.8443e7
2	VON MISES STRAIN	Max	0.00020857	0.00066072	0.00051439
3	TOTAL DEFORMATION (mm)	Max	0.00015066	4.7279e-5	0.0001033

Table 12 Analysis for Elliptical Cross Section Frame

O. Performance Evaluation Of ElectricBikes[15]

In this paper we discuss the configuration and overview of E-bike. In this we have classified the various possible components used to build an E-bike. As per shown In the figure13, the fundamental design of an electric Bike drive comprise of a controller that controls control stream the battery to the electric engine. It implies the power provided from electric engine is utilized to run E-Bike. Shown in table no.14

Sr.No	Parameters	According to
1	Motor type	BLDC Motor
2	Motor assembly type	Gear Hub Motor
3	Throttle Type	Twist Throttle
4	Motor Placement	Rear Wheel
5	Battery Type	Lead acid

Table 13 Classifications of E-Bike Components

Motor Used-48v, 350 Watt

Battery Used-Lead acid, 12v*4=48 v

1	Time Required To Charge	5-6 Hr.
2	Maximum Speed	40-45Km/Hr.
3	Mileage When Full charge	60-70 Km
4	Cycle of Charge	Up to 750
5	Power Consumption	200-700wh
6	On-Board Power Supply	12v-48v
7	Load carrying Capacity	150kg
8	Weight	75kg
9	Price Range	27500

Table 14 Performance of E-Bike

IV. CONCLUSION

The objective of a comfortable, compact, high speed and efficient Bike can be achieved by this various experiment results obtained by different Wes by advancement in current E-bike model. This advancement includes the pre-discovered results from literatures like the selection of materials of frame tubes, aerodynamic design.

It is cheap source of transport and affordable to anyone. The motor used in this bike has high Efficiency and the battery bank has less weight with high Speed. These bikes are environmental friendly, needs less Maintenance and can be also assembled to small component.

REFERENCES

[1] [1] K. Schleinitz , T. Petzoldt , L. Franke-

Bartholdt, J.Krems, T.Gehlert, The German Naturalistic Cycling Study – Comparing speed of riders of different e-bikes and conventional Bikes, Science Direct- Elsevier July- 2015

- [2] Ajinkya Parab, Ankit Kamath, Satwant Singh Rajpurohit, Zeeshan Mulla , Urban Electric Bike , IJSRD - International Journal for Scientific Research & Development| Vol.3, Issue 02, 2015 ISSN (online): 2321-0613
- [3] Ian Vince Mc Loughlin, Komang Narendra, Leong HaiKoh, Quang Huy Nguyen, Bharath Seshadri, Wei Zeng, Chang Yao , Campus Mobility for the Future: The Electric Bike , Journal of Transportation Technologies, 2012, 2,1-12
- [4] R.S Jadoun , Sushil Kumar Choudhary , Design And Fabrication Of Dual Chargeable Bike, Innovative Systems Design and Engineering, www.iiste.org ISSN2222-1727 (Paper) ISSN 2222-2871(Online) Vol.5, No.8, 2014
- [5] Chetan Mahadik , Sumit Mahindrakar , Prof. Jayshree Deka , An Improved & Efficient Electric Bike System With The Power Of Real-time Information Sharing, Multidisciplinary Journal of Research in Engineering and Technology, www.mjret.in , ISSN:2348-6953 , M15-1-2-7-2014
- [6] Rahul Sindhvani , Punj L. Singh , Anjum Badar, Ankur Rathi, Design Of Electric Bike With Higher Efficiency , International Journal of Advance Research and Innovation Volume2,Issue1(2014)247-251ISSN2347 - 3258
- [7] M. Reddi Sankar, T. Pushpaveni, V. Bhanu Prakash Reddy, Design and Development of Solar Assisted Bike , International Journal of Scientific and Research Publications, Volume 3, Issue 3, March 2013 ISSN 2250-3153
- [8] Rajendra Beedu, Ankit, Mohmed Asif Shaik, Sushant Jain, Design, Fabrication And Performance Analysis Of Solar Power Bike, International Journal of Renewable Energy and Environmental Engineering ISSN 2348-0157, Vol. 02, No. 03, July,2014
- [9] Rajendra Beedu, Performance Evaluation Of Electric Bikes, IJRET: International Journal of Research in Engineering and

Technology eISSN: 2319-1163 | pISSN: 2321-7308 July-2015

- [10] Carmelina Abagnale, Massimo Cardone , A dynamic model for the performance and environmental analysis of an innovative e- bike, Science Direct Energy Procedia 81 (2015) 618 –627
- [11] Christine Outram, Carlo Ratti, Assaf Biderman , The Copenhagen Wheel: An Innovative Electric Bike System That Harnesses The Power Of Real-Time Information And Crowd Sourcing Science Direct Energy Procedia 81 (2015) 618 –627
- [12] Derek Covill, Alex Blayden, Daniel Coren , Parametric finite element analysis of steel Bikeframes: the influence of tube selection on frame stiffness ,Science Direct
- [13] Derek Covilla, Steven Begga, Eddy Eltona, Mark Milnea, Richard Morrisa, Tim Katza , Parametric Finite Element Analysis Of Bike Frame Geometries , Science Direct-Elsevier Procedia Engineering 72 (2014) 441 –4
- [14] V. SarathTeja, D.V.S.S.V. Prasad, K.S.B.S.V.S. Sastry, Numerical Study on Materials and Design Optimization of a BikeFrame
- [15] Akshay, N. Khonde, Aditya R. Ughade, Kapil D. Warghane, Rajat R. Vidhale Students, Performance Evaluation of Electric Bikes, IARJSET ISSN (Online) 2393-8021 ISSN (Print) 2394-1588 International Advanced Research Journal in Science, Engineering and Technology, Agni-Pankh 16-Jawaharlal Vol. 4, Special Issue 3, January2017

