



DESIGN AND DEVELOPMENT OF HOME AUTOMATION USING INTERNET OF THINGS

¹Dr. B. V. Subba Rao, ²Dr. Y. Suresh, ³Dr. S. Sai Kumar, ⁴B. Vamsi Krishna, ⁵G. Mohan

¹Professor, ^{2,3} Assistant Professor, ^{4,5} IV B.Tech, IT

^{1,2,3,4,5} Department of Information Technology,

^{1,2,3,4,5} PVP Siddhartha Institute of Technology, Vijayawada, Andhra Pradesh, India

Abstract: Presently a day's mechanized frameworks are assuming control over manual framework. Home Automation framework utilizing IOT is a framework that utilizes PCs or advanced cells to control the essential home capacities and highlights utilizing web from anyplace around the globe. It is utilized to spare the power and human energy. Home robotization is the programmed control and checking of family apparatuses and private house highlights like TV, fans, lights, entryways, door and even the windows. Occasions can be customized to be set off under explicit conditions, (for example, contingent upon the sensors information), and this can be utilized in diminishing the absolute energy devoured by certain machines. Then again, the framework can propose shrewd undertaking booking. In the pervasive computing and ubiquitous computing entering into the picture it perform the task scheduling. In the real world scenario when a person enter into the room, they should turning on the lights. In advanced installations, room can be sensed and not only identify the person but also observes the lighting, temperature, day of the week, time of the day and other factors.

Index Terms - IoT, Raspberry Pi, Arduino, Bluetooth, Zigbee, GSM

I. INTRODUCTION

With the expansion in utilization of energy and population, there is a grave need to monitor energy inside and out. The powerlessness to access and control the machines from distant areas is one of the significant explanations behind energy misfortune. A web or an android application is utilized by the clients to offer guidelines to these frameworks. This framework can utilize a large group of specialized strategies, for example, Wi-Fi, GSM, Bluetooth, ZigBee. Distinctive controlling gadgets and arrangements can be found in existing frameworks. Such frameworks have been discovered as of now in numerous spots for a wide assortment of utilizations.

a.) Bluetooth-based Home Automation system:

Bluetooth technology can be applied for home automation. It shows the use of Mobile communication technology. Bluetooth having the predominant technology which is used to transfer the data from one master device to seven different slaves at a time. The similar type of Bluetooth communication adopted in Arduinio board. Python Program is used to provide communication between from mobile device to Arduinio board. The maximum communication range of Bluetooth device is 10 to 100 meters with 2.4 GHz bandwidth and 3MBPS speed. The main drawback of this method is it takes a maximum time to discover the devices and limited location area coverage of the signal propagation. Another drawback is huge amount of power is consumed and no energy conservation tips[1][2][3].

b.) ZigBee-based Home Automation System:

ZigBee technology can be applied for home automation. ZigBee is a wireless technology mainly used in Mobile devices it is a wireless communication protocol. ZigBee is better than the Bluetooth technology for the communication point of view in terms of data. Voice communication through operate any device in home automation with that PIC Microcontroller transmits the commands via a ZigBee protocol and then it transmits to receiver. The main drawback of ZigBee technology is it transmits the data better than the Bluetooth technology but not much better than the high communication range.

Drawbacks:

- The voice acknowledgment module could get awkward.
- ZigBee incorporates short reach, low unpredictability and low information speeds.

II. PROPOSED SYSTEM:

The surrounding area equipment incorporates Raspberry Pi and Arduino and the nearby organization gadgets to associate family apparatuses. Raspberry Pi goes about as an ace and the Arduinos are go about as slaves. The worker interfaces the framework with the nearby equipment and the versatile savvy gadgets. The last part is the portable savvy gadget running Android working framework, for example, PDA or tablet, on which the Android application programming of the framework is introduced to connect with and deal with the in home gadgets by means of the worker. The Android application on the portable keen gadget

additionally gives its clients an easy to use and non-complex graphical interface to effortlessly control the computerized machines at home. The following figure 1 represents the Raspberry Pi connected with various IO gadgets [4][5][6].



Figure 1: A Raspberry Pi connected with various IO gadgets.

Despite the fact that the Raspberry Pi is known as a PC, it itself can't run. It needs a few IO gadgets.

- Insert the MicroSD card (presently with Raspbian composed on it) into the card opening at the lower part of the Pi.
- Plug in your USB console and mouse or the remote collector for you remote console and mouse.
- Plug in the LAN link into the Ethernet port or the USB Wi-Fi dongle.
- Plug in your HDMI link or RCA link for simple showcase in the 3.5 mm jack.
- Plug in the MicroUSB link from the force connector. The Pi doesn't have a force switch, it will turn on when you plug in power.

III. INSTALLING IOT KIT IN HOME:

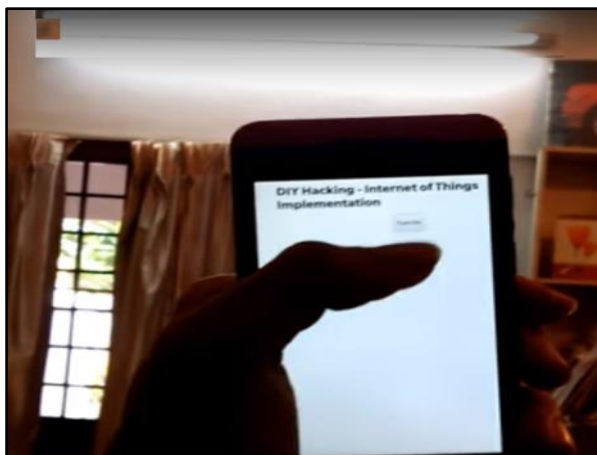
Installing the Raspbian Operating System through Micro SD Card . We will currently utilize the order terminal to download and afterward introduce the Geany program programming. In the order line type adept get introduce python geany xterm and press enter to run the order. The establishment of Geany is currently finished, you may now close the terminal. We will currently open Geany from the Gnome framework menu by going to Programming and afterward choosing Geany. The following figure 2 represents the Installation of Rasp-OS using Raspberry Pi Connected[7][8][9].



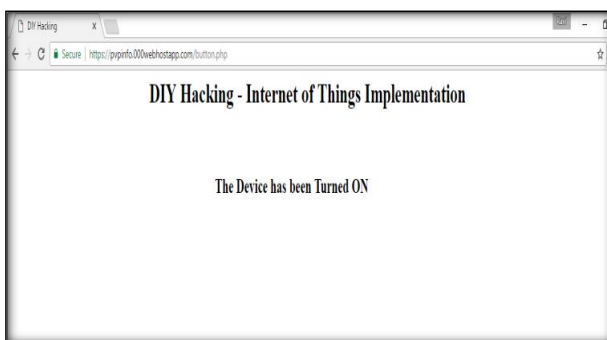
Figure 2: Installation of Raspbian Operating System through Micro SD card

IV. RESULT

Device is ON

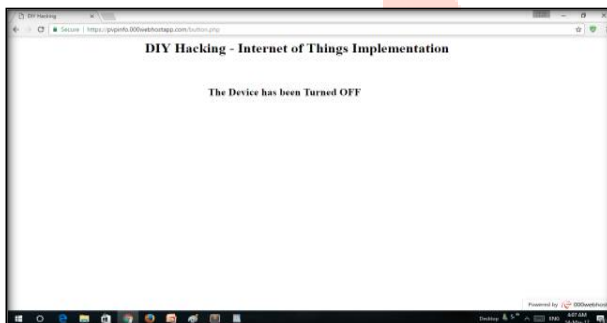


Description: Tap on the turn on button to turn on the light

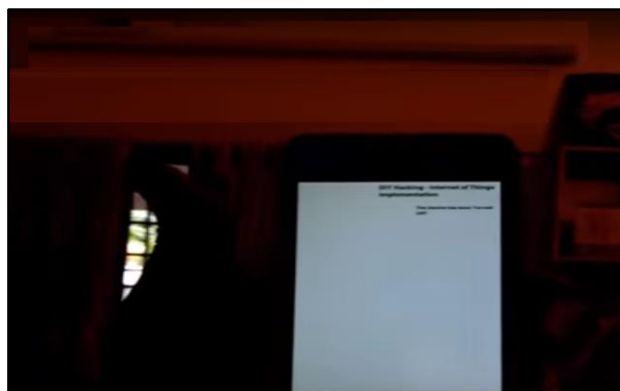


Description: Status updated in remote server

Device is OFF



Description: Tap on the turn off button to turn of the light



Description: Status updated in remote server

CONCLUSION

The work area application can fill in as a cross stage application. The Mobiles are completely highlighted with Android Mobile Application regarding interfacing all home and electronic machines. In networking the remote association of gadgets with Raspberry Pi. The Web Servers are produced for web application and gaming applications. These sorts of home computerization frameworks are required on the grounds that human can commit errors and neglected to turn off the apparatuses when there is no utilization and for this situation, they are helpful so as to use the force successfully and furthermore in a made sure about way.

REFERENCES

- [1.] Shuyan Zhang, Pingping Xiao, Juan Zhu, Chao Wang and Xiaoguang Li, “Design of Smart Home Control System Based on Cortex-A8 and zigBee”, 978-1-4799-3279-5 /14/\$31.00 ©2014 IEEE
- [2]Vinay sagar K N1, Kusuma S M2: “Home Automation Using Internet of Things“ International Research Journal of Engineering and Technology (IRJET)
- [3]Volume: 02 Issue: 03| June-2015.
- [4]Hari Charan Tadimetri, Manas Pulipati, “Overview of Automation Systems and Home Appliances Control using PC and Microcontroller”, Volume 2 Issue 4, April 2013
- [5]Stevens,Tim, “The smart office”, ISBN 0965708101(1994)
- [6]Prof. M. B. Salunke, Darshan Sonar, Nilesh Denge , Sachin Kangude, Dattatraya Gawade, “Home Automation Using Cloud Computing and Mobile Devices”, Vol. 3, Issue 2 (Feb. 2013), ||V2|| PP 35-37
- [7]Zakeriya keskin, Yunus Emre kocaturk, okan Bingol, kubilay Tasdelen, “Web-based smart home automation: PLC controlled implementation”, vol 11,NO 3,2014
- [8]Sajidullah S.Khan, Anuja Khoduskar, Dr. N.A,Koli,“Home automation system”, IJAET/Vol.II/AprilJune,2011/129-132
- [9]Volume 6, Issue 1 (May. - Jun. 2013), PP 65-75 www.iosrjournals.org www.iosrjournal.orgVoice Recognition Wireless Home Automation System Based On Zigbee Dhawan S. Thakur1 and Aditi Sharma2. Eternal University,

