



TELANGANA HEADTEACHERS GROUND DATA ANALYSIS & HEADMASTERS INNOVATION THOUGHT

RAJU SAMBARI,

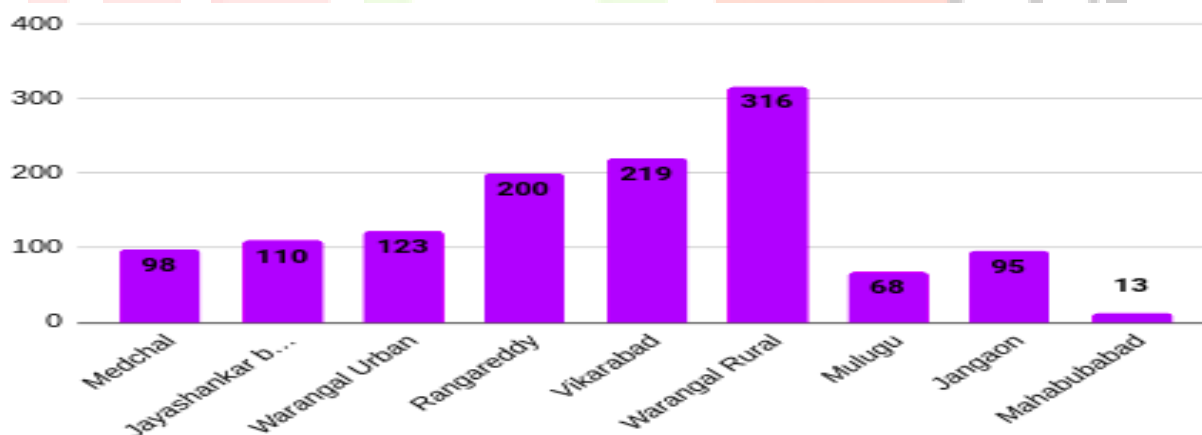
ICT Implementation Coordinator
ICT Education Technology,

Tata Institute of Social Sciences - Connected Learning Initiative (CLIX), Warangal, India

Abstract: CLIX team conducted online sessions for Erstwhile Warangal & Rangareddy HeadTeachers on ICT tools & IFMIS tool (Bills preparation tool). The topics & schedule prepared jointly CLIX team & DEO's. Mainly focused on the following topics. Office Introduction & Uses, MS Word Introduction, Working on Excel & PowerPoint, Mobile view of Gmail, Working in Drive, Google Suite Introduction, Docs, Sheets, Google slides, forms, CLIX OER Orientation & Download process, IFMIS tool. Nearly **750 HeadMasters** participated from Warangal urban, Warangal rural, Jayashankar bhupalpally, Mulugu, Rangareddy, Medchal, Vikarabad, Janagoan, Mahabubabad. The CLIX team collected data for these online sessions through a registration form for understanding HeadTeachers background data, Method Learning process & learning platform details, Access to device & the internet.

Index Terms - Information Technology, Secondary Education, HeadMasters, Education Technology.

I. District:



Out of 1246 responses received from headteachers 123 from Warangal Urban, 316 from Warangal Rural, 110 from Jayashankar Bhupalpally, 68 from Mulugu, 95 from Jangaon, 13 from Mahabubabad, 200 from Ranga Reddy, 98 from Medchal, 219 from Vikarabad, 1 from Sangareddy.

II. Gender: Out of 1246 responses received from head teachers. 66.8% (832) of the candidates Males, 33.2% (414) of the candidates Female.

III. Age: Out of 1246 responses received from headteachers. 45.6% (568) of the people 50+ years age group headteachers, 34.6% (431) of the people 40-45 years age group headteachers, 17.4% of the people 31-40 years age group headteachers, 2.4% (30) of the peoples 21-30 years age group headteachers.


IV. Preferred Language: Out of 1246 responses received from head teachers. Telugu language preferred - 66.4% (827), Hindi language preferred - 1% (13), English language preferred - 32.6% (406).

V. Area: Out of 1246 responses received from head teachers. 58.8% (733) of the HeadMasters living Urban area, 29.3% (365) of the HeadMasters living Rural area, 11.9% (148) of the HeadMasters living Semi)urban area.

- VI. **Highest Education Qualifications:** Out of 1246 responses received from head teachers. 68.4%(852) of the HeadMasters Highest Education Qualification is Masters, 27.8%(346) of the HeadMasters Highest Education Qualification is Bachelor's Degree, 3.6%(45) of the HeadMasters Highest Education Qualification is M.Phil/Ph.D.
- VII. **Highest Professional Degree:** Out of 1246 responses received from head teachers. 77.6%(967) of the headmasters Highest Professional Degree is B.ed, 17.3%(215) of the headmasters Highest Professional Degree is M.Ed, 4.6%(57) of the headmasters Highest Professional Degree is D.Ed.
- VIII. **Subject:** Out of 1246 responses received from head teachers. 37% of the Participants only Head teachers , 8.5% of the head teachers teaches English Subject, 20.5% of the head teachers teaches Maths, 9.8% of the head teachers teaches Physical Science, 12.4% of the head teachers teaches Biological Science, 8.7% of the head teachers teaches Social Science.
- IX. **Teaching experience:** Out of 1246 responses received from head teachers. 15.6% Of the head teachers have above 30 years of experience, 32.2% of the head teachers have 20-30 years of experience, 26.3% of the head teachers have 15-20 years of experience, 10.4% of the head teachers have 10-15 years of experience.

Access to devices and internet - FOR ONESELF

- X. **Stable electricity connection to charge your device:** Out of 1246 responses received from headteachers, 1092 headteachers, have access to smartphones,87 headteachers, have access to laptops,46 headteachers, have a desktop access,18 headteachers, have access to basic phones.
- XI. **Power cuts for more than 4 hours per day on average?**
Out of 1246 responses received from headteachers, 1054 headteachers have power cuts more than 4 hours per day, and 192 headteachers have power cuts more than 4 hours per day.
- XII. **Good internet connection:**Out of 1246 responses received from headteachers, 1066 headteachers have good internet connectivity and 180 headteachers do not have good internet connectivity.
- XIII. **Per day limit of data (on your phone or broadband) on an average**
- XIV. Out of 1246 responses received from headteachers, 148 headteachers, have more than 2GB data per day,618 headteachers, have more than 1GB and up to 2GB per day,399 headteachers, have 501 MB to 1 GB per day,81 headteachers, have <=500 MB data per day.



XV. Rate your own skill levels and knowledge in the following areas

Out of 1246 responses received from headteachers, below are the details of skill levels.

Objective	Very good	Good	Average	Poor	Very Poor
Office Word	10	86	487	323	340
Office Excel	10	60	426	365	385
Office PowerPoint presentation (PPT)	6	46	298	436	460
Google Suite(Docs,Sheets,Slides)	4	36	242	451	513
Google Forms	6	45	242	443	510
About CLIX Modules	1	13	162	430	640
CLIX OER	1	10	143	437	655
IFMIS Tools	5	36	280	422	503

XVI. Could you tell us five of your key concerns during the current COVID times?

Out of 1246 responses received from headteachers, 963 headteachers, have a key concern about My Health,1127 headteachers, have a key concern about My family safety and well-being,543 headteachers, have a key concern about Economic conditions,642 headteachers, have a key concern about the availability of medicine and essentials,612 headteachers, have a key concern about supporting my family,1051 headteachers, have a key concern about Thinking students classes missing,145 headteachers, have a key concern about Missing family and friends, 721 headteachers, have a key concern about Mental and Psychological well-being,1 headteacher have a key concern about how to prepare online classes,1 headteacher have a key concern about online classes for students,1 headteacher have a key concern about future educational changes,1 headteacher have a key concern about travel.

XVII. Some common concerns you have with respect to learning during this period?

Out of 1246 responses received from headteachers, 76.7% headteachers, thinking for students classes missing,37.6% headteachers, backlog of the syllabus to be covered,35.2% headteachers, losing touch with the subject, 35.5% headteachers, Device or internet access issue.

XVIII. Hours in a day are you online (through mobile phone, laptop, or desktop)?

Out of 1246 responses received from headteachers, 60% of headteachers are online in a day less than 2 hours,33.3% of headteachers, are online in a day 2 - 4 hours,6.7% of headteachers, are online for more than 4 hours.

XIX. What do you do when you go online?

Out of 1246 responses received from headteachers, 65.3% of headteachers, are read the news when they are online,56.3% of headteachers, are watching educational videos when they are online,53.9% of headteachers, are share posts and updates on WhatsApp groups when they are online,41.7% of headteachers, are online courses and webinar when they are online.

XX. Have you contacted your Students in the last one month and if yes, what was the purpose?

Out of 1246 responses received from headteachers, 51.4% of headteachers, have contacted their students in the last one month for classes and academic discussion,30.1% of headteachers, have contacted their students in the last one month for checking their well being,9.3% of headteachers, have contacted their students in the last one month for giving assignments.

XXI. If yes, what are your main means of interaction with your student(s) for academic purposes during the current period?

Out of 1246 responses received from headteachers, 81.1% of headteachers, have contacted their students through phone calls, 57.1% of headteachers, have contacted their students through what's app/telegram, 6.9% of headteachers, have contacted their students through zoom/Webex/skype.

XXII. Have you found time to learn during the current period? This could be for general study or course, Webinars, tests

Out of 1246 responses received from headteachers, 89.7% of headteachers, have found time to learn during the current period for general study or course, webinar, tests.

XXIII. What topics did you learn? (Please mention specific topics within the subject)

Out of 1246 responses received from headteachers, 21.4% of headteachers, have learned about health, hygiene, and sanitization, 20.1% of headteachers, have learned about leadership and motivation, 14.5% of headteachers, have learned about computer skills.

XXIV. What are the means or methods of learning?

Out of 1246 responses received from headteachers, 47% of headteachers, have learned through webinars(ex: zoom/Webex, etc.), 45.5% of headteachers, learned through online video lectures, 31.5% of headteachers, have learned through textbooks and other offline resources.

XXV. How many hours per week (roughly) did you spend on this?

Out of 1246 responses received from headteachers, 53.4% of headteachers spend 1-10 hours per week roughly, 30.1% of headteachers spend 11-20 hours per week roughly, 11.1% of headteachers spend 21-30 hours per week roughly.

XXVI. Any other activity related to learning that you did during this last one month (like ICT, Subject, /tests online)?

Out of 1246 responses received from headteachers, 52.6% of headteachers, given Yes and 47.4% of headteachers, given NO.

XXVII. What are these activities?

Out of 1246 responses received from headteachers, 51.2% of headteachers, are attending online sessions, 48.6% of headteachers, are online courses, and webinars, 38.9% of headteachers, are teaching to students online, 35.7% of headteachers, are General course work.

XXVIII. Please mention any difficulties or challenges you faced (or are facing) in doing the above activities

Out of 1246 responses received from headteachers, 38.4% of headteachers, are faced difficulties in Network(Internet)and electricity issues, 35.4% of headteachers, are faced difficulties in lack of face to face interaction, 29.3% of headteachers, faced difficulties in challenges of fieldwork due to lockdown, 27.2% of headteachers, faced difficulties in lack of devices like a laptop.

XXIX. Going forward, would you like to give time to learn during this period?

Out of 1246 responses received from headteachers, 96.5% of headteachers, gave Yes I can go forward to give time to learn during this period, 3.5% of headteachers, gave No for going forward to give time to learn during this period.

XXX. How many hours per week can you spare?

Out of 1246 responses received from headteachers, 47.9% of headteachers, can spare 1-10 hours per week to learn, 35% of headteachers, can spare 11-20 hours per week to learn, 10.9% of headteachers, can spare 21-30 hours per week to learn.

XXXI. What topics would you like to learn during this period?

Out of 1246 responses received from headteachers, 30% of headteachers are interested in learning Computer skills during this period, 21.4% of headteachers are interested in learning ICT, 18.7% of headteachers are interested in learning MS Office.

XXXII. What would be your preferred means or method of learning?

Out of 1246 responses received from headteachers, 51.2% of headteachers, are interested in learning through webinars like through zoom call, 46.6% of headteachers, are interested in learning online video lectures, 31.8% of headteachers, are interested in learning study material in soft copy like PDF, etc.,

XXXIII. Innovation thought from Headmaster


Recently visited GHS Krishna colony school - Warangal urban, Headmaster highly motivated now from online E-magazine. Headmaster shared his opinion, in every video or website or any other thing like magazines Clix used GHS Krishna colony pictures and students explaining videos but from the school rollout less because teachers are not fully motivated and another reason is a high strength (nearly 400 students).

After it seemed e-magazine, HM thoughts :

Planning to work with a computer lab, 1 hour before school hours(8th class) & 1 hour after school hours (9th class). In every class nearly 50 to 60 students are there, so the schedule is every day 12 students & 2 r, 3 active students, for 1 batch &. 8th and 9th both classes planning like this method. These Ideas came from the Headmaster.

Headmaster took initiative, every summer 5 students doing PGDCA courses from the school. Headmaster shared important points regarding the good maintenance of the Computer Lab in the HM orientation program.

- Every 6 months or 1 year need to repair & Reinstall Os & all supported software.
- Need to Clean every month all hardware & Maintain Lab room clean & neat
- Maintain clothes for monitors & Maintain 1 or 2 power backups
- Including ICT classes in the schedule for all teachers
- Including DIET & B.Ed Training teachers also for taken ICT classes
- Regularly monitoring for ICT computer labs & sessions



ACKNOWLEDGMENT

I thank the almighty for giving me the courage and perseverance in completing the analysis. This analysis itself is an acknowledgement for all those people who have given me their heartfelt co-operation in making this analysis a success. I would also like to thank all the teaching and non teaching staff and our friends, whose direct or indirect help has enabled us to complete this work successfully.