

A STUDY ON COMFORT PROPERTIES OF REGENERATED CELLULOSIC FABRIC

R.Divya¹, G.Manonmani², M.Jayakumari³

¹Assistant Professor, Department of Costume Design & Fashion, PSG College of Arts and Science, Coimbatore, India.

²Assistant Professor, Department of Home Science, Mother Teresa University, Kodaikanal, Coimbatore, India.

³Assistant Professor, Department of Textiles and Apparel Design, Bharathiar University, Coimbatore, India.

ABSTRACT

Ample numbers of research works are available on cotton knit fabric structures. Because, many researchers already examined and reported their findings about the natural cellulose cotton knit structures with respect to their geometric, mechanical, dimensional, and comfort properties. Comparatively, the research works carried out on regenerated cellulose knit structures are less. Hence, an effort is made through the researchers of this work to examine the geometric properties for a range of regenerated cellulose tubular single jersey knit fabric structures knitted with uniform machine parameters in this paper. For the proposed work, four types of regenerated cellulose hosiery yarns are procured namely, viscose, modal, tencel and bamboo with similar linear density 19.68 tex (equivalent to 30^s Ne count). From the above each yarn four tubular knitted fabric structures are knitted namely plain, cross tuck, cross miss and twill in the same circular multi cam track single jersey knitting machines with uniform stitch length. Out of these four fabric structures plain is an all knit loop structure, cross tuck is a structure with knit and tuck loop combination, cross miss is a structure with knit and miss and the twill structure is produced with the combination of knit, tuck and miss loops. In total sixteen samples are produced and their basic properties such as wale density, course density, stitch density, areal density, stitch length, thickness are estimated and discussed. All the geometric property results are recorded properly and the fully relaxed state is discussed in detail in this part one.

Key words: *Regenerated cellulose yarn, Stitch length, Single jersey, Cross tuck, Cross miss, and Twill*

INTRODUCTION

Chandrasekhar¹ et al (1995) stated that weft knitting is the more diverse, widely spread and larger of two sectors, and accounts for approximately one quarter of the total production of apparel fabric compared with about one sixth for warp knitting. Ajgaonkar² (1998) explained that the smallest element of a knitted fabric is the loop. During knitting the loop is extended due to take down force applied to the fabric. It is not possible to discuss the geometric and other properties of knitted fabrics without describing the elements of a knitted structure. Doyle³ (1953) expressed that the knitted loop and the length of yarn knitted into loop, is an important parameter for the measurement of knitted fabric quality. The loop has a constant length (ℓ) which is the length of yarn needed to form a loop. Anbumani⁴ (2006) described that plain is the simplest fabric construction all units are of the same sort, i.e. each loop is in the same shape and is pulled through the

previously knitted loop in the same manner or direction. Ajgaonkar² (1998) stated that in a knitted structure, apart from the plain stitch, other types of stitches may also be produced by varying the timing of the intermeshing sequence of the old and new loops. The most commonly produced stitches are the tuck stitch and miss stitch. Two or more miss stitches in sequence is called float. Plain derivative structures such as pique, double pique, popcorn, Lacoste and cross tuck are better examples for knit and tuck stitch combination, cross miss is for knit and miss stitch combination, twill is for knit, tuck and miss stitch combination are the interesting outcome of these two fundamental derivative stitches of weft knitting. Munden^{5,6} (1959) first expressed the use of a constant factor to indicate the relative tightness or looseness of a plain knit structure called tightness factor represented by 'K'. Knapton⁷ et al (1968) claimed that most spun yarn single knit fabric is commercially knitted between the range of $9 < K < 19$. It is essentially impossible on any machine gauge or with any yarn count to knit fabric over a wider K range. A more usual knitting range, from loose to tight fabric is $12 < K < 18$ with a mean value of 15. Peirce⁸ (1947) tried to generalize a loop model for a plain knit structure (i.e) a three-dimensional model of a plain-stitch loop. An attempt was made by Chamberlain⁹ (1949) to create a model for the plain-knitted structure, who established a theoretically balanced loop. Leaf and Glaskin¹⁰ (1955) criticized Peirce⁷ (1947) model. They showed that, in reality, Peirce⁷ (1947) model could not represent a stable fabric. Doyle³ (1953) had observed, when investigating the dimensional properties of plain-knitted fabrics, that for a wide range of fabrics, the product of the number of courses and wales in unit area is dependent solely upon loop length. A study by Munden¹¹ et al (1963) showed that the dimensions of plain knitted wool fabrics, in a state of minimum energy, were dependent only upon the length of yarn knitted into each loop. His experimental studies indicated that courses per unit length, wales per unit length and loop length must be related to each other by constants. They showed that there is only one factor which governs the dimensions of a knitted fabric known as loop length or stitch length. It means the length of the yarn knitted in to a loop. Nutting and Leaf¹² (1964) shown experimentally that the geometry (i.e., the loop shape) of weft knitted fabrics is controlled by loop length, fibre type and properties, and method of relaxation. Postle^{13, 14} (1965, 1968) found that the dimensional changes of plain-knitted fabrics brought about by various relaxation treatments. A wet treatment at an elevated temperature led to complete relaxation of all the hydrophilic fabrics investigated and made their loop shape similar. Knapton⁷ et al (1968) examined the dimensional properties of knitted wool fabrics and claimed that only in the fully relaxed state the plain knitted structure is a reasonably stable structure; and in any other state, the nature of the knitted loop is dependent on the yarn's physical properties, mechanical processing and knitting variables. Song and Turner¹⁵ (1968) displayed the value of stitch density varies with the tightness factor for dry relaxed fabrics, however, as progressively more severe wet-relaxation treatments were applied, stitch density became independent of the tightness of construction. Schwartz¹⁶ et al (1982) concluded that the tuck loop reduces fabric length and length-wise elasticity. It provides greater stability and shape retention to the knit fabric structure. It increases fabric width and width wise extensibility by pulling

the held loops downwards, causing them to spread outwards. It makes the fabric more bulky and increases the areal density (GSM) of the fabric. Miss stitch makes fabrics narrower by pulling the wales closer together, thus reducing widthwise elasticity and improving fabric stability. It makes the fabric flimsy one and reduces the areal density (GSM) of the fabric. Kumar et al^{17,18} (2013, 2014) investigated the suitability of cotton sheath elastomeric core spun yarn for circular knitting as an alternative for bare spandex feeding and the effect of loop length variables on the geometric properties of single jersey and double pique fabrics under different relaxation states. They reported that the course density, stitch density and areal density have significant increase between their fabric relaxation states.

This part of the work presented in this paper deals with geometric properties of various regenerated cellulose hosiery yarn made weft knit structures. The said fabric properties are measured in their fully relaxed states and compared by taking the entire above researcher's outcome as thumb rule. This comparison has helped us to understand the effect of tuck and miss stitches over the geometric properties of the observed knit fabric samples

EXPERIMENTAL MATERIALS AND METHODOLOGY

The materials used, production methodologies fabric samples, sample preparation for relaxation and testing and test procedures are discussed elaborately under this title.

PROCUREMENT OF HOSIERY YARNS

Commercially available regenerated cellulose hosiery yarns such as viscose, modal, with nominal count 19.68 Tex are procured for the development of fabric samples of this research work.

KNITTING OF FABRIC SAMPLES

The procured four types of hosiery yarns are knitted into four different fabric samples namely plain, cross tuck, cross miss and twill with the help of a multi cam track circular jersey knitting machine as specified in the Table 2.2 with uniform stitch length. The fabric samples were developed as per the fabric sample plan given in Table 2.3.

FULLY RELAXED STATE:





Wet relaxed samples were washed thoroughly, briefly hydro-extracted for 1 minute and tumble dried for 60 minutes around 70 °C. Samples were then laid on a flat surface in a conditioning cabinet of 21 °C ± 1 at a relative humidity of 65 % ± 2 for 48 hours, free of tension. All the relaxation treatments were carried out according to the ASTM D 1284-76.

After dry relaxation the changes occurred in the geometric properties of the fabric samples such as wale density, course density, stitch density, areal density are observed and recorded and their respective constants such as Kw, Kc, Ks, and Kc/Kw are also calculated and noted down. All the relaxation treatments are carried out as per ASTM D 1284-76 test procedure.

Table 2.2. Circular knitting machine particulars

Sl. No.	Machine Specification	
1.	Type of knitting machine	Circular
2.	Type of knitting	Weft knitting
3.	Make	Falmac, Singapore.
4.	Diameter	20"
5.	Gauge	24 E
6.	No of feeders	60
7.	Feeder type	Positive storage feeder
8.	No. of needles	1800
9.	No. of cam tracks	4

Table 2.3. Fabric sample plan

Sl. No.	Fabric	Structure	Code	Symbolic representation	Stitch length in cm	Tightness factor (K)
1.	Viscose	Plain	VPL	 F1	0.30	14.79
2.	Modal		MPL			
5.	Viscose	Cross tuck	VCT	 F1		
6.	Modal		MCT			
9.	Viscose	Cross miss	VCM	 F1		
10.	Modal		MCM			
13.	Viscose	Twill	VTW	 F1		
14.	Modal		MTW			

V – Viscose, M – Modal, PL – Plain jersey, CT – Cross Tuck,

CM – Cross Miss, TW - Twill

5 Testing procedure of geometric properties of knitted fabrics:

The estimation of geometric properties of knitted fabrics such as wale density and course density (ASTM D 3887: 1996 (RA 2008)), loop length (ASTM D 3887), areal density (ASTM D 3776) and thickness (ASTM D 1777-07) of the samples are carried out for all the specimens in both DRS WRS &FRS and here in the paper FRS is discussed.

For the measurement of wale density and course density 1" X 1" square is marked on the samples in 10 different places apiece. After that the wale density is counted with maximum attention with the help of a counting glass in all the 10 places of all the samples and noted. After that, the mean value of

wale density is estimated for each sample. In plain jersey sample, the course density is measured carefully by using a thread magnifying glass in all the 10 places and noted. Afterwards, the mean value of them is estimated. But, the cross tuck, cross miss and twill fabric samples the courses are found with the combination of knit and tuck, knit and miss and knit, tuck and miss stitches and hence direct counting of course density will not give accurate results. So, 10 marked samples from these fabric samples are cut and untraveled course wise to estimate the course density and it's mean.

The stitch length is measured from unravelling 10 courses each with 100 wales (adjacent loops) and the total length of each course is measured after smoothly straightening the course. The average stitch length is calculated by using the simple formula i.e. total length of 100 wales the length of one loop in cm from a way the loop length ten courses and the calculated for every sample. The same is obtained for all the mean value is

	VCM	VSJ	VCT	VTW
WPI	28	34	26	22
CPI	26	46	42	32
GSM	113	153	159	127
Thickness	0.55	0.52	0.69	0.66
Loop length	0.3	0.2	0.3	0.3
Bursting strength	6	6	8	6

density of the knitted fabrics is measured by cutting the sample with area of 100 cm² by using a standard circu-cutter. The cut sample is weighed in the electronic balance and the resultant value is multiplied by 100 to get the areal density in GSM. Thus 10 specimens are cut from each sample and the mean value is calculated.

The areal density of the knitted fabrics is measured by cutting the sample with area of 100 cm² by using a standard circu-cutter. The cut sample is weighed in the electronic balance and the resultant value is multiplied by 100 to get the areal density in GSM. Thus 10 specimens are cut from each sample and the mean value is calculated.

Thickness is measured in 10 different places of every specimen and noted down. From that the mean is calculated for further analysis.

RESULT AND DISCUSSION

PHYSICAL PROPERTIES

VISCOSE

Thus from the above Table the physical properties of Viscose Cross Miss, Viscose Cross Tuck, Viscose Single Jersey, Viscose Twill was discussed.

FULLY RELAXED STATE

WASHING TEST

wash		VCM	VSJ	VCT	VTW
I	Length%	3.1%	4.8%	2.1%	1.0%
	Width%	4.8%	2.1%	4.8%	4.5%
II	Length%	3.0%	4.7%	2.1%	1.0%
	Width%	2.8%	2.0%	3.1%	6.5%
III	Length%	3.1%	2.1%	2.8%	2.1%

	Width%	2.0%	1.8%	3.0%	7.2%
IV	Length%	1.8%	2.5%	2.1%	1.1%
	Width%	1.0%	2.1%	1.8%	5.8%
V	Length%	1.5%	1.1%	1.8%	1.2%
	Width%	1.8%	1.8%	2.5%	1.1%

Thus from the above Table the washing test of fully relaxed state of Viscose Cross Miss, Viscose Cross Tuck, Viscose Single Jersey, Viscose Twill was discussed.

TESTING RESULT

	VCM	VSJ	VCT	VTW
WPI	28	34	26	22
CPI	26	46	42	32
GSM	113	153	159	127
Thickness	0.55	0.52	0.69	0.66
Loop length	0.3	0.2	0.3	0.3
Bursting strength	6	6	8	6

Thus from the above Table the testing result of fully relaxed state of Viscose Cross Miss, Viscose Cross Tuck, Viscose Single Jersey, Viscose Twill was discussed.

MODAL

	MSJ	MCM	MTW	MCT
	34	26	22	24
	44	26	30	38
	127	107	122	140
	0.44	0.52	0.65	0.64
	0.3	0.3	0.3	0.2
	8	9	8	8

Thus from the above Table the physical properties of Modal Cross Miss, Modal Cross Tuck, Modal Single Jersey, Modal Twill was discussed.

FULLY RELAXED STATE

WASHING TEST

Wash		MSJ	MCM	MTW	MCT
I	Length%	2.2%	2.8%	1.0%	2.8%
	Width%	1.2%	5.5%	4.8%	4.9%

II	Length%	1.0%	2.1%	1.8%	3.2%
	Width%	1.0%	5.5%	5.6%	4.1%
III	Length%	2.2%	2.8%	2.0%	2.0%
	Width%	2.8%	4.7%	5.2%	4.2%
IV	Length%	1.0%	3.2%	1.0%	2.2%
	Width%	1.2%	4.0%	4.3%	5.1%
V	Length%	1.1%	2.1%	1.3%	3.0%
	Width%	2.1%	4.2%	5.7%	4.0%

Thus from the above Table the washing test of fully relaxed state of Modal Cross Miss, Modal Cross Tuck, Modal Single Jersey, Modal Twill was discussed.

TESTING RESULT

	MSJ	MCM	MTW	MCT
WPI	34	26	22	24
CPI	44	26	30	38
GSM	127	107	122	140
Thickness	0.44	0.52	0.65	0.64
Loop length	0.3	0.3	0.3	0.2
Bursting strength	8	9	8	8

Thus from the above Table the testing result of fully relaxed state of Modal Cross Miss, Modal Cross Tuck, Modal Single Jersey, Modal Twill was discussed.

REFERENCES

1. Doyle, P. J., J. 44, J. Textile Inst. 561-P578 (1953).
2. Munden, D. L., J. Textile Inst. 50, T448-T471 (1959).
3. Munden, D. L., J. Textile Inst. 51, P200-P209 (1960).
4. Knapton, J. J. F., Ahrens, F. J., Ingenthron, W. W., and Fong W., Textile Res. J. 38, 999- 1012 (1968).
5. Postle, R., J. Textile Inst. 59, 65-77 (1968).
6. Tompkins, F., Science of Knitting, Wiley, New York, 1914.
7. Postle, R., Ph.D. Thesis, University of Leeds, 1965.
8. Munden, D. L., J. Textile Inst. 53, P628-P630 (1962).
9. Baird, K., and Foulds, R. A., Textile Res. J., 38, 743-753 (1968).
10. Nutting, T. S., and Leaf, G. A. V., J. Textile Inst. 55, T45-T53 (1964).

11. Chamberlain, J., 'Hosiery Yarns and Fabrics', City of Leicester, College of Technology, 1949, Vol. II, pp.106-108.
12. Smirfitt, J. A., J. Textile Inst. 56, T248-T259 (1965).

