



INTERNATIONAL JOURNAL OF CREATIVE RESEARCH THOUGHTS (IJCRT)

An International Open Access, Peer-reviewed, Refereed Journal

MILITARY SPYING ROBOT

Prof. Sarika N. Patil¹, Assistant Professor, Department of Electronics and Telecommunication, Nutan Maharashtra Institute of Engineering and Technology, Talegaon, Pune
Abhishek Kalekar², Student, Electronics and Telecommunication, Nutan Maharashtra Institute of Engineering and Technology, Talegaon, Pune
Shriram Jagtap³, Student, Electronics and Telecommunication, Nutan Maharashtra Institute of Engineering and Technology, Talegaon, Pune
Rutuja Mali⁴, Student, Electronics and Telecommunication, Nutan Maharashtra Institute of Engineering and Technology, Talegaon, Pune

Abstract

In the modern battlefield environment, the need for advanced surveillance and reconnaissance methods has become paramount to ensure the safety and effectiveness of military operations. This project introduces a cutting-edge Military Spying Robot designed to meet these needs through a sophisticated integration of technology and robotics. The robot is equipped with an array of sensors, including a metal detector for uncovering buried explosives, a gas sensor to detect hazardous chemicals, a flame sensor to identify fire sources, and a night vision camera for enhanced visibility in low-light conditions. These capabilities allow the robot to perform critical tasks such as scouting and monitoring restricted areas, detecting and identifying explosive devices, and providing real-time feedback to military personnel, thereby reducing the risk to human lives.

The design and development phase of the project focused on creating a robust, all-terrain robot that can navigate challenging environments while carrying its advanced sensor payload. Special attention was given to the robot's autonomy, endurance, and the reliability of its sensor data under various environmental conditions. Integration of a user-friendly control interface allows operators to remotely guide the robot, analyze collected data, and make informed decisions with greater speed and accuracy.

Field tests conducted in simulated environments have demonstrated the robot's capability to detect metallic and non-metallic explosive materials, identify hazardous gases, and provide visual reconnaissance during day and night. These tests have also validated the robot's potential to significantly enhance military surveillance operations, offering a strategic advantage in detecting threats and safeguarding military personnel.

This project not only contributes to the field of military robotics by introducing a versatile spying robot but also sets the stage for future advancements in autonomous surveillance technologies. The implications of this research extend beyond military applications, offering potential adaptations for disaster response, border security, and anti-terrorism efforts worldwide.

1. INTRODUCTION

In an era where security and surveillance are paramount, the advent of technological innovations has opened new frontiers in military operations and intelligence gathering. Among these innovations, the development of specialized robots for spying and reconnaissance tasks represents a

significant leap forward. This project introduces a cutting-edge Military Spying Robot, a versatile and compact device designed to navigate and monitor high-risk environments with unprecedented efficiency and stealth.

The core of our Military Spying Robot is a ESP32 Controller, a powerful yet compact computer that serves as the brain of the device, enabling it to process data, control movement, and execute commands in real-time. This advanced robot is equipped with a suite of sensors and tools specifically chosen for military applications, including a metal detector, a gas sensor, a flame sensor, and a night vision camera. Each component has been meticulously integrated to ensure the robot can operate in a wide range of environments and conditions, from detecting hidden explosives to monitoring gas leaks or fires, and conducting surveillance under the cover of darkness.

The metal detector component empowers the robot to locate and identify metallic objects, a crucial feature for the detection of landmines, unexploded ordnance, and other explosive devices. The gas sensor enhances the robot's utility by detecting harmful gases, thereby safeguarding personnel from chemical threats. The inclusion of a flame sensor enables it to identify sources of fire, providing critical information during combat or rescue operations. Finally, the night vision camera allows for round-the-clock surveillance capabilities, ensuring that the robot can perform its duties in low-light conditions, thus maintaining a constant watch over restricted or sensitive areas.

This project aims not only to develop a functional Military Spying Robot but also to push the boundaries of current military technology. By leveraging the versatility and adaptability of the ESP32 platform, combined with sophisticated sensing and imaging technologies, this robot represents a significant step forward in the field of military robotics. It is envisioned as a tool that can significantly enhance the safety and effectiveness of military personnel, reduce the risks associated with direct human involvement in dangerous areas, and provide critical intelligence and data to command and control centers.

2. OBJECTIVE

1. Enable real-time video streaming capabilities through the ESP32-CAM to a base station, allowing operators to remotely monitor areas of interest without physical presence, thus minimizing risk to human life.
2. Integrate temperature and gas sensors to detect and report hazardous conditions such as extreme heat or the presence of toxic gases, which are crucial for assessing environmental safety and making informed decisions during military operations.
3. Develop capability for the robot to navigate autonomously in varied terrains using a combination of sensor inputs and pre-defined algorithms, enhancing its effectiveness in surveillance without constant human guidance..
4. Ensure the robot can transmit collected data (video, temperature, and gas concentration readings) in real time back to the control station using wireless communication facilitated by the ESP32 controller, ensuring timely decision-making based on the most current environmental assessments.
5. Design the robot to be robust and durable enough to withstand the harsh conditions typically found in military environments, including resistance to dust, moisture, and mechanical impacts.
6. Optimize the power consumption of the robot to enhance its operational endurance, allowing for extended missions without the need for frequent recharging or battery replacements.
7. Develop a user-friendly interface for the control station to facilitate easy control and monitoring of the robot, making it accessible for operators with varying levels of technical expertise.

3. METHODOLOGY

To develop the military spying robot, the project will follow a detailed methodology encompassing several phases: Initially, requirements analysis will define the specific needs for surveillance and environmental sensing and select appropriate components such as the ESP32 microcontroller, ESP32-CAM, motor driver, and sensors. In the system design phase, electronic circuits and mechanical structures will be designed, including the layout for robust mobility and the implementation of a wireless communication protocol for data transmission. During component integration, all mechanical and electronic parts will be assembled and wired based on the circuit diagrams. The software development phase will involve programming the ESP32 for tasks such as motor control, sensor data acquisition, and managing wireless data transmission, along with developing a user-friendly control interface for real-time data and video feed display. System integration will then ensure that the software and hardware components function seamlessly together, with subsequent testing in stages—functional, system, and field testing—to verify overall system performance in simulated conditions. Evaluation will assess the robot against initial specifications, followed by an iteration phase where feedback will lead to system modifications. Finally, comprehensive documentation will be prepared, and training materials developed for end-users, leading to the deployment of the robot in military operations to monitor its effectiveness in real scenarios. This structured approach ensures the robot is developed with precision, meeting operational requirements and adapting to feedback for optimal performance. Required

Components:

1. ESP32 Controller:

The ESP32 controller is a versatile, low-cost microcontroller with integrated Wi-Fi and dual-mode Bluetooth capabilities, making it highly suitable for Internet of Things (IoT) applications. Developed by Espressif Systems, it features a powerful Tensilica Xtensa LX6 microprocessor with dual cores, which can be clocked at up to 240 MHz. The ESP32 is equipped with up to 520 KB of SRAM and various peripherals including UART, SPI, I2C, DACs, ADCs, and PWM. It also supports interfaces for connecting peripherals such as sensors and actuators, making it an ideal choice for complex projects that require real-time communication and processing, like the military spying robot. The module's capability for handling multiple tasks simultaneously and its robust support for network protocols ensure efficient data transmission and processing, enhancing the robot's performance in surveillance and reconnaissance operations.

2. ESP32 Cam:

The ESP32-CAM is a small camera module featuring the ESP32-S chip from Espressif, which integrates Wi-Fi and Bluetooth connectivity. This compact module is designed for low-power Internet of Things (IoT) applications and includes an onboard 2MP camera, making it ideal for projects requiring live video streaming and image capture. It supports various image formats and is capable of outputting up to 1600x1200 resolution, ensuring high-quality visual data. The ESP32-CAM can be programmed via the Arduino IDE or ESP-IDF, offering flexibility in development and deployment. With its additional support for interfaces like SD card and GPIOs, it is highly suitable for applications such as surveillance systems, face recognition, and remote monitoring.

3. L293D Motor Driver:

The L293D motor driver is an integrated circuit designed to drive inductive loads such as relays, solenoids, and DC and stepping motors. It can control up to four bi-directional DC motors with individual 8-bit speed selection and two stepper motors. This driver features dual H-bridge motor driver ICs, which can handle a supply voltage from 4.5V to 36V and output currents up to 600 mA per channel. The L293D is equipped with protection diodes, ensuring robust performance and reliability in handling high-voltage spikes in motor driving applications, making it ideal for projects like the military spying robot that require precise motor control..

4. Gas Sensor:

The MQ6 gas sensor is a widely-used semiconductor sensor capable of detecting multiple flammable gases such as LPG, butane, propane, methane, alcohol, and hydrogen. It operates on the principle of resistance change, with its resistance increasing in the presence of the target gas.

5. Temperature Sensor:

The temperature sensor is a crucial component in the project, providing real-time data on environmental conditions. Integrated into the system, it enables the robot to assess temperature variations in its surroundings, contributing to informed decision-making during military operations, ensuring safety and optimizing performance.

6. Servo Motor:

A servo motor is a compact, precision motor commonly used in robotics and automation projects. It operates based on feedback control, allowing for precise position control, making it ideal for applications requiring accurate motion control.

7. BO Motors:

It operates by applying voltage across brushes and a commutator, creating electromagnetic forces that drive rotation. BO motors are known for their high torque-to-size ratio and are easily controlled using a motor driver.

3.1 Steps to Implement

1. Component Integration:

- Connect the ESP32 controller to the ESP32-CAM module and ensure they are powered appropriately.
- Wire the L293D motor driver to the ESP32 controller to control the BO motors for movement.
- Connect the servo motor to the ESP32 controller to enable camera movement.

2. Sensor Integration:

- Wire the temperature and gas sensors to the ESP32 controller for data acquisition.
- Integrate sensor readings with the ESP32 firmware for real-time monitoring.

3. Firmware Development:

- Program the ESP32 controller using Arduino IDE or ESP-IDF to control motor movements based on input commands.
- Implement code to read sensor data and transmit it to the Blynk application via Wi-Fi.

4. Camera Setup:

- Configure the ESP32-CAM module for streaming video and integrate it with the ESP32 firmware.

5. Blynk Application Setup:

- Create a Blynk application and set up widgets to display real-time sensor data received from the ESP32 controller.
- Obtain the authentication token from Blynk and integrate it into the ESP32 firmware for data transmission.

6. Network Configuration:

- Configure the ESP32 controller to connect to a Wi-Fi network and obtain an IP address.
- Use the IP address provided by the ESP32 controller to establish communication between the robot and the control station.

7. Testing and Calibration:

- Test each component individually to ensure proper functionality.
- Calibrate motor movements and camera angles for smooth operation.
- Verify the accuracy of sensor readings and their transmission to the Blynk application.

8. Integration Testing:

- Integrate all components and test the complete system for performance and reliability.
- Verify the real-time transmission of sensor data to the Blynk application and control of robot movements using

the provided IP address.

9. Deployment:

- Deploy the military spying robot in a controlled environment to assess its performance in real-world scenarios.
- Monitor its functionality and make any necessary adjustments or optimizations.

3.2 Flowchart

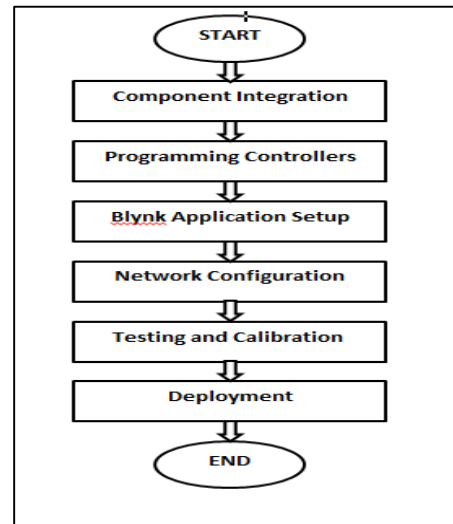


Figure 3.2 Flowchart of spying robot

3.3 System Architecture

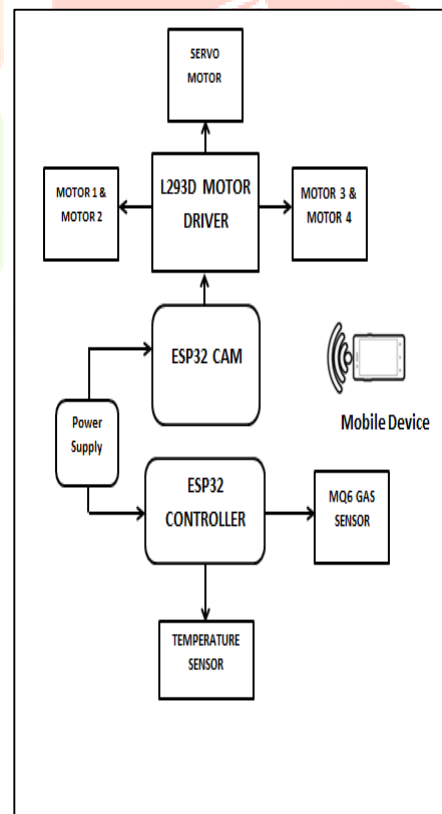


Figure 3.3 Block diagram of military spying robot

4. RESULTS & DISCUSSION

The successful implementation of the military spying robot project yields a versatile and efficient robotic

system designed for surveillance and reconnaissance purposes. Equipped with an ESP32 controller, ESP32-CAM, BO motors, L293D motor driver, servo motor for camera movement, temperature and gas sensors, and integrated with the Blynk application for real-time sensor data monitoring, the robot offers comprehensive capabilities. It can stream live video footage to a control station for remote surveillance, detect environmental hazards such as extreme temperatures or toxic gases, and navigate autonomously through varied terrains.

Operators can control the robot's movements via the provided IP address, allowing precise maneuvering. The integration of efficient components and firmware optimization ensures reliable operation and prolonged mission endurance.

Overall, the military spying robot enhances situational awareness and contributes to the success of military operations by providing critical surveillance and reconnaissance capabilities in diverse environments.

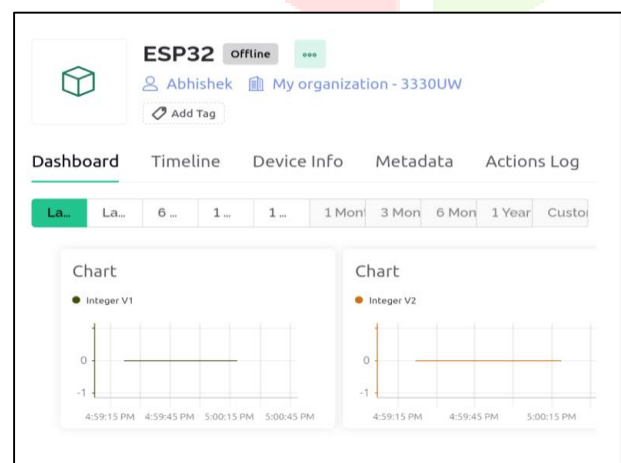
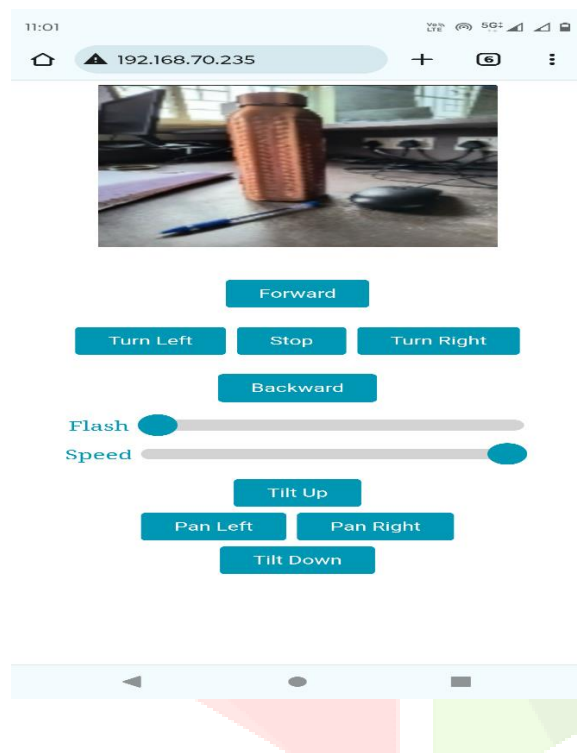


Figure 4 Output

4.1 Key Findings:

1. **Technological Integration:** The successful integration of diverse technologies, including the ESP32 controller, ESP32-CAM, BO motors, L293D motor driver, servo motor, and various sensors, demonstrates the project's capability to synergize multiple components into a

cohesive robotic system.

2. **Remote Surveillance Advancements:** The implementation of live video streaming capabilities enhances surveillance effectiveness by providing real-time visual data to operators, reducing the need for physical presence in potentially hazardous environments.

3. **Environmental Hazard Detection:** The incorporation of temperature and gas sensors enables the robot to detect and report environmental hazards promptly, improving safety protocols and enabling proactive responses to changing conditions.

4. **Real-Time Data Transmission:** The seamless transmission of sensor data to the Blynk application enables operators to monitor environmental conditions remotely, facilitating informed decision-making and rapid response to emerging situations.

5. **User Interface and Control:** The development of a user-friendly interface for remote control via the provided IP address enhances operator convenience and operational flexibility, streamlining mission execution.

6. **Future Development Opportunities:** Identified areas for further research and development, such as improving sensor accuracy, enhancing autonomous navigation algorithms, and integrating advanced communication protocols, present opportunities for future project iterations and technological advancements

4.2 Implementation challenges:

1. **Integration Complexity:** Integrating diverse components like the ESP32 controller, ESP32-CAM, motor driver, sensors, and communication modules requires meticulous planning and expertise in hardware and software integration.

2. **Firmware Development:** Developing firmware for the ESP32 controller to handle motor control, sensor data acquisition, real-time video streaming, and communication protocols is complex and requires advanced programming skills.

3. **Sensor Calibration:** Calibrating temperature and gas sensors for accurate readings in different environmental conditions can be challenging, requiring careful calibration procedures and validation.

4. **Mechanical Design:** Designing a robust chassis and mechanical structure to accommodate all components while ensuring durability, weight distribution, and maneuverability poses challenges, especially considering size and weight constraints.

5. **Wireless Communication Reliability:** Ensuring reliable wireless communication between the robot and the control station, particularly in dynamic and noisy environments, requires addressing issues like signal interference, latency, and packet loss.

6. **Power Management:** Managing power consumption to maximize battery life while ensuring sufficient power for all components' operation presents challenges, requiring efficient power management techniques and optimization.

7. **Real-Time Video Streaming:** Achieving seamless real-time video streaming from the ESP32-CAM to the control station involves addressing bandwidth limitations, video compression, and latency issues to maintain a stable and high-quality video feed.

8. **Control Interface Development:** Developing a user-friendly control interface for remote operation and

monitoring requires consideration of factors like interface design, functionality, and usability to ensure operators can efficiently interact with the robot.

9. Testing and Debugging: Comprehensive testing and debugging are essential to identify and rectify hardware and software issues, ensuring the system operates reliably under various conditions and scenarios.

10. Regulatory Compliance: Ensuring compliance with regulatory requirements, particularly regarding wireless communication and environmental sensors, adds complexity and may require certification and testing procedures.

4.3 Discussion Points:

1. Technological Innovation: Discuss the innovative use of technologies such as the ESP32 controller, ESP32-CAM, and sensor integration to create a versatile surveillance platform. Highlight the project's contribution to advancing robotics and IoT capabilities for military applications.

2. Operational Advantages: Explore how the military spying robot enhances operational capabilities by providing real-time surveillance, environmental monitoring, and autonomous navigation. Discuss its potential impact on improving situational awareness and mission effectiveness.

3. Challenges and Solutions: Analyze the challenges encountered during project implementation, such as integration complexity, firmware development, and wireless communication reliability. Discuss the strategies and solutions employed to overcome these challenges.

4. Applications in Military Operations: Examine the potential applications of the spying robot in various military operations, including reconnaissance, perimeter security, and search-and-rescue missions. Discuss how its capabilities can be leveraged to mitigate risks and enhance mission success.

5. Safety and Ethical Considerations: Address safety concerns related to operating the robot in hazardous environments, such as ensuring accurate environmental hazard detection and minimizing the risk of malfunctions. Discuss ethical considerations regarding privacy and data security in surveillance operations.

6. Future Development and Research: Explore opportunities for further development and research, such as improving sensor accuracy, enhancing autonomous navigation algorithms, and integrating advanced communication protocols. Discuss potential areas for innovation and collaboration in advancing military robotics technology.

7. Cost and Resource Implications: Evaluate the cost-effectiveness of deploying the spying robot compared to traditional surveillance methods. Discuss resource requirements for maintenance, training, and infrastructure support.

5. LIMITATION

1. Limited Terrain Adaptability: The robot's mobility may be restricted in certain terrains, such as rugged or uneven surfaces, limiting its effectiveness in some operational environments.

2. Payload Capacity: The robot's payload capacity may be limited, constraining the number and size of additional sensors or equipment that can be integrated, potentially impacting its versatility.

3. Short Battery Life: Depending on power consumption

and mission duration, the robot may have a limited operational time before requiring recharging or battery replacement, affecting its endurance and range.

4. Wireless Communication Range: The range of wireless communication between the robot and the control station may be limited by factors such as signal interference or obstructions, potentially impacting real-time data transmission and control.

5. Sensor Accuracy and Reliability: The accuracy and reliability of onboard sensors, such as temperature and gas sensors, may vary depending on environmental conditions and calibration, affecting the quality of data collected.

6. FUTURE IMPLEMENTATION

1. Enhanced Mobility: Implement advanced mobility capabilities, such as articulated legs or tracks, to improve the robot's ability to navigate challenging terrain and obstacles.

2. Increased Payload Capacity: Upgrade the robot's structural design to accommodate larger payloads, enabling the integration of additional sensors, communication equipment, or even weapon systems for enhanced capabilities.

3. Advanced Sensor Integration: Integrate cutting-edge sensor technologies, such as LiDAR (Light Detection and Ranging) for improved environmental mapping and obstacle detection, or multispectral imaging for enhanced surveillance and reconnaissance capabilities.

4. Autonomous Operation: Develop sophisticated autonomous navigation algorithms and machine learning capabilities to enable the robot to operate independently, making decisions and adapting to dynamic environments without constant human supervision.

5. Swarm Robotics: Explore the concept of swarm robotics, where multiple robots collaborate and coordinate their actions to accomplish complex tasks more efficiently, such as large-scale surveillance operations or search-and-rescue missions.

7. CONCLUSION :

The military spying robot project represents a significant advancement in robotics technology, showcasing the successful integration of various components such as the ESP32 controller, ESP32-CAM, and sensors to create a versatile surveillance platform. Despite facing challenges such as integration complexity and limited operational capabilities, the project has demonstrated promising results in enhancing surveillance, environmental monitoring, and autonomous navigation. Moving forward, future implementations can focus on improving mobility, sensor integration, and autonomous operation to further enhance the robot's effectiveness in supporting military operations. Overall, the project underscores the potential of robotics technology to revolutionize military reconnaissance and surveillance capabilities, contributing to enhanced situational awareness and mission success.

7 References

[1] Kavita Mhatre, Nikita Jha, Sonali Dhurway, Jugnum Parimal, S. (2021). "War Field Robot with Night Vision Camera". In: International Journal of Engineering and Advanced Technology (IJEAT)

[2] Shruti Vasanwala, Dhruvil Patel, Balbhadra Prajapati, Riddhi Odedra, Prashant Sahatiya. (2021). "Military Spying and Bomb Disposal Robot." In: Journal of Emerging Technologies and Innovative Research ISSN: 2349-5162

[3] Lekha R, Manju Ravi, Sushma M Hegde, Asst Prof. Anand (Year). " Spy Robot For Military Surveillance." . Int: International Research Journal of Modernization in Engineering Technology and Science

[4]. Baykara, M., Gürtürk, U. and Karakaya, E. (2017) 'NFC based smart mobile attendance system', Proceedings of the International Conference on Computer Science and Engineering (UBMK), IEEE, pp.937–941.

[5] Avinash Gudeli , Abhishek Gupta , Somdatta Sable , Kaushik Tandel , Jyoti Gurav. (2022). ""Lora Based Controlled Surveillance Spy Robot. In: IOSR Journal of Electronics and Communication Engineering (IOSR-JECE)

[6] Maruti B. Limkar, Arti Chawrasia, Vivek Bade et.al (2023) "A review paper on spy robo". In: International Journal of progressive research In engineering management and science.

[7] Pro. Sneha Farkade, Prakash Naikwadi, Laxman Pache, Prasad Dhakne, Aniket Kasale (2021). "Military Spying Robot with Multipurposes in Security Applications." In: International Research Journal of Modernization in Engineering Technology and Science.

