



INTERNATIONAL JOURNAL OF CREATIVE RESEARCH THOUGHTS (IJCRT)

An International Open Access, Peer-reviewed, Refereed Journal

Card Deck And Graphic Design

1Kazi Zeeshan Ahmed, 2Jyoti Prakash

1Student, 2Faculty

1Amity University, Noida,

2Amity University, Noida

ABSTRACT

By combining graphic design concepts with card deck design, effective tools for creativity, problem resolution, and visual communication are produced. Thanks to their flexible yet structured methods, card decks which are used because they are tactile and engaging—help to break through creative obstacles and promote invention. A successful card deck design considers the intended user base, prioritizes usability in a range of contexts, and ensures aesthetic appeal through coordinating color schemes and typography. In contrast, graphic design adheres to a methodical process that includes steps like developing a creative brief, gathering information, wireframing, producing a comprehensive design, and receiving feedback iteratively. The design process is guided by fundamental principles such as hierarchy, balance, contrast, alignment, closeness, and contrast to produce visually appealing and useful outcomes.

INTRODUCTION

The topic we are covering is about the graphic design and its importance in industry related to suitable topics in graphic design. There are endless topics in graphic design like social media post, logos, card design using graphical element which we will cover in this. The design helps to communicate and gives the direction what are the requirements in current scenario and which also understand the demand of the customers. Graphic design is one of the important course specially to convey a long story in short by using various elements of graphics that help the designer to showcase their skills such as overall layout, ui interface, typography, using various tools of software which help to complete the overall design. Graphic design changed the complete design process and makes the working process easy and fast for the designers. Over the years how graphic design help to build the capabilities of the designers and gives endless platform to showcase their abilities how they present. In early days designers don't have any options how to edit or to create something in a fast mode it all goes hand drawn design which takes a lot of time. But if we compare with present then there are various software in which various tools are available like editing the images, typography, video editing and lot more which comes in digital mode. Those were the days where correction of errors are very time consuming challenge for a designers but if we compare with present now they can experiment and show their skills as communicating with different graphical element and usage of tools that how complete design matches with each other. Importance of graphic design also emerged with the help of artificial intelligence which is a platform where there are variety of options for the designers to create like, free templates, generating the image and contents in short period of time. AI understand the designers

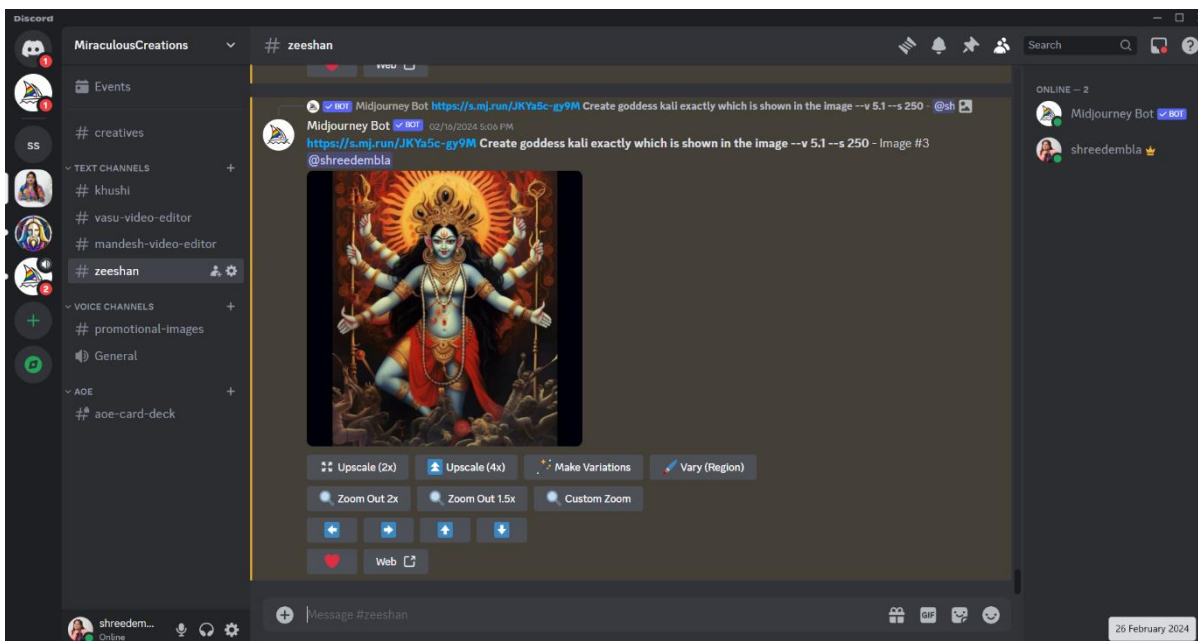
what they want to create and according to which they give their ideas which will match what designers are actually thinking. So basically Graphic design under AI increases the efficiency of workflow and designing a suitable post becomes easier and less time consuming.

UNDERSTANDING MIDJOURNEY

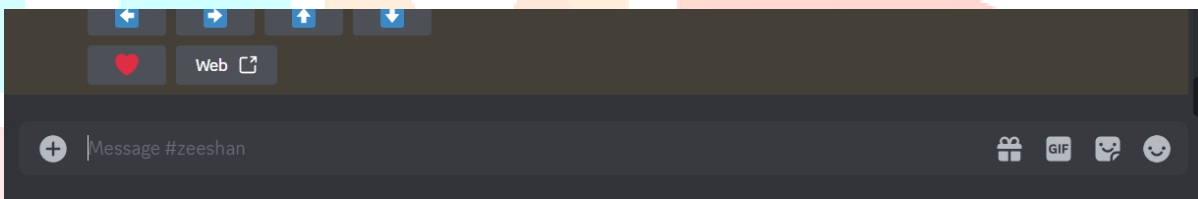
As we have discussed earlier that how graphic design changed the complete workflow for the designers and the usage of AI. So in this project the overall design is used with a platform that Midjourney an AI image creator. This is the software that improves the editing of the image with various options and variations how we as a designer think and so the Midjourney. So it is one of the AI tool which increases the effectiveness and productivity of graphic designers by providing them with AI-driven creative support as well as automated chores that speed up repetitive labour. Personalised design insights are offered, data-driven analytics is utilised for well-informed decision-making, and predictive design features are introduced to stay ahead of future trends. Midjourney Software optimises time and resources while fostering a more creative and collaborative design environment with features like inclusive accessibility checks and dynamic content generation. Midjourney creates various options for the designers to help them to generate various design with images which gives the designers to think more ideas related to their topic. Midjourney Software is a comprehensive system that combines data-driven insights, automation, and artificial intelligence (AI). Midjourney is one of the AI platform where it is easy to create an image according to the topic and takes less time for the designer to think as it is easy and effective. In earlier days designers don't have much options to get free ideas, templates, etc so they create their own ideas and brainstorm that how their ideas will reflect on the design that they want to create. But now designers use AI platform which they test and experiment their ideas with Midjourney to check how closer the AI is making the design for them. AI integration brings a new level of creative support by allowing the platform to recommend font pairings, colour schemes, and layout possibilities. This speeds up the creative process and gives brainstorming sessions for designs a new viewpoint. Additionally, Midjourney Software goes beyond simply improving creativity; by utilising analytics tools to use data-driven design insights, it enables designers to make well-informed decisions based on real-time performance data. With the platform's predictive design capabilities, designers can remain ahead of the curve in the always changing design scene by analysing large datasets to predict emerging trends. Additionally, Midjourney Software offers capabilities designed for inclusive and personalised designs in response to the dynamic nature of content development. It makes it easier to create dynamic content by using AI-powered tools that produce variations based on user interactions and preferences—an essential feature in the advertising and marketing space. Furthermore, Midjourney Software uses AI-powered accessibility assessments to make sure designs adhere to standards and are easy to use for people of various abilities. This expands the application and influence of graphic design while also being consistent with ethical design ideals.

Midjourney is an AI art service that allows generating images created by artificial intelligence based on input prompts on a Discord server. Besides generating images, the Discord server is great to interact with like-minded artists from all over the world. Inside, members share their artworks and explore other members' creations in theme-based image galleries. Additionally, designers can find lively discussions not only on AI topics but also on philosophy and the future in general.

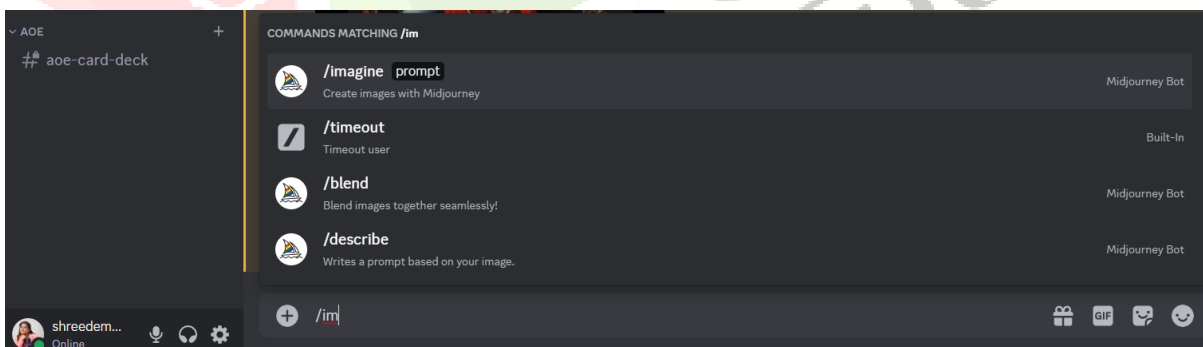
As we know till now Midjourney is an AI platform but it also connect with other applications like Discord is one of them which is server where you can create your own channel and work on that and not only you can interact with AI but also with other participants who uses discord as using Midjourney by showing their artwork. So how discord works? Basically if you want to generate an image you first have to write prompts in which what actually you want Midjourney to generates for you.



This is the interface of Discord in which the overall process of AI generated starts. So basically in this there are various tools to understand how it works. In left side there are different channels as well as voice channels where you can communicate with participants. So firstly you have to create your own channel in this in which you can start communicating with AI to generate images what you want. So there is a short process to communicate with AI is to add prompts for example as you can see downwards Message in which you have to start with [/Imagine]



For Eg: /Imagine [Prompt: Create an image of a man who is drawing on a white sheet and sitting on a study table.]



This is the overall process to generate a picture based on what prompts you are putting on it. Once you add prompts then it takes little to generate the image.



Midjourney generated the images according to the prompts what you have add on it. So basically in one prompt it gives 4 images(options) so that how it can be closer to your topic what you want. If in these 4 options suppose you didn't satisfied any of them then you can regenerate the image and Midjourney will give you different 4 image(options) like the way he has given in the first attempt. And not only this it gives you the options in setting of weather you want realistic images(high resolution) or you want vectorised. So this is one of the enjoyable as well as easiest platform for the designers who can think as much of ideas as fast as possible that doesn't exist before. Midjourney just understand what the designer is actually thinking what is their target even when they put only a small statement in prompts Midjourney understand in vast and create as much of results as an options.

So this AI platform is needed under graphic design to generate the images. But the thing is it has some errors as well in generated pictures as Midjourney just give the designers the basic images according to the prompts but when we closely look in detail in the picture there might be errors like

STEPS TO USE MIDJOURNEY

You must first sign up for Midjourney's free Discord server in order to access the service. Next, enter "/imagine" into one of the "newbie" bot channels. Enter a text prompt after that. In roughly 60 seconds, the bot will provide 4 photos. Later on, it may be able to obtain scales or variations of those images. Benj, 2022.

1. To utilize the Midjourney Beta and send text commands to the Midjourney bot, you must have a Discord account. Designers can use Discord in a web browser or download the app for Windows, Mac, Linux, Android, and iPhone after creating a free account on the Discord website. After logging into Discord, navigate to the Midjourney website by clicking on "Join the Beta." Next, choose "Accept Invite." Holz, David (2022).
2. Use "#newbies-42" in one of the "Newcomer Rooms" channels in the sidebar to get started.
3. Enter /imagine in the text field, input any prompt, then hit the submit button.
4. As the four images are developed, designers may observe the process.
5. Together with a few more choices, the completed photos will be shown in a new message. Joe (2022).

U = Upscale: Produces a more expansive rendition of the picture.

V stands for Variation, which builds a new image from the one you chose.

MIDJOURNEY WITH PHOTOSHOP

for eg; /Imagine [Prompts: Create an image of 3 ladies who is hiding their secret and one lady in the middle is holding a book.



Left hand image is created by Midjourney in which you can see that according to the prompts that I have added is exactly in the image you can see but when you look in detail the hand of the lady holding a book which is in middle is little distorted. So in right hand side image is the edited image now the distorted hand is changed and the third lady in the picture is also different. To edit the image Photoshop is the best graphic software where designers can experiment with the image and with multiple tools in the photoshop the designers can use them to retouch or redesign the image. When combined, these technologies give users an extensive and flexible arsenal for image editing that enables accurate tweaks, artistic improvements, and revolutionary transformations. With its vast toolkit, Photoshop can handle a wide range of design tasks, from simple retouching to complex composition and manipulation.

Task assigned: Create a poster of five elements of animals and show universal background which matches with them.

So in this I had searched various design composition in Midjourney how it should look like and suits with my overall design. Midjourney helped me to get various ideas according to the prompts I have add on that as some images are closer with design plan. To start this project the design objective should be clear in our mind what company wants so basically recognise the main points you wish to make, whether you are exhibiting a product, advertising an event, or providing information as our target is to make a poster related to 5 elements of animals. Then from different source I had collected various information, text and other elements how it can be placed in overall design composition. Now I have addon various prompts even the images I had posted on Midjourney how exactly it should look like with my design plan. So it gave me various deign templates, colour, gradients, background, etc which helps me to take inspiration from that. Then I was concentrated on background patterns of 5 elements of animals basically shapes. As the background is universal so circle could be one of the option I have tried to put in back of each animals.




This way I was looking for like 5 circular shapes which can be added in front of animals. In prompt I had written in the background there is universe and in front 5 gem stones one of each colour red green yellow blue and purple are floating in a circle shining. Then various ideas came in my mind that if we take these 5 colors of circles and show them like a planet like red color for Lion which will come in the centre with other circles.



Like this way these 4 variations created by Midjourney which was some how matching with my design plan it can gave me little more idea how well design composition can be made. This design is actually design for card deck which will come backside of each cards that will permanently same for each one. The topic of this

card deck design is 5 elements of animals under which various animals come in different animals and according which colors and theme are also subjected with each elements.

So now I have a clear idea about how to start full design layout in order to design the background of card deck. These were some image of background which are:



These are just a background theme in front I was thinking about the subject that will be add on to it which give some balance in overall design layout of card.



This was my idea finalised in which I placed each animal according to the color theme. So my design idea to is to arrange elements of animals which are cat, peacock, mermaid, dolphin and lion at the centre in a ring as they are moving as making circular pattern to form a celestial planet like composition. As making various posters of spirit animals Midjourney is one the tool which improved and make the work fasters with vast ideas.

Problems faced

While making banners related to our course we need multiple options to show as per the requirement so in that case Midjourney sometimes not give images as per our expectations or it might give some errors in images which are needs to be correct. Sometimes it gives undesirable options which sometimes not needed like it gives 4 options but in all images some image may be satisfied or in another image it might be

possibilities that one some elements are correct while some are having errors. These are the image created with prompts as I got the ideas that 5 elements of animals in 5 different colors should be added according to that but as you can see it is having multiple error.



LITERATURE REVIEW

- 1. Automation and efficiency:** In this graphic design industry there are multiple number of tools which are generated for the graphic designer to smooth there work flow which builds efficiency and productivity. As per the researchers review Jones and Patrick (2018) that designers focus are more on creativeness so that's why AI has given various oppourtunities like image editing, layout design and typography.

1.1 Layout Design: Changes are occurred in graphic design because of AI in which it works on its algorithms and understand users need and their idea, content, user preferences, etc how best layout design can be made. In overall layout design it arranging elements, contents and other graphic elements are one the major concern in order to best visual balance and hierarchy. AI tools has become more popular and most user friendly tool which gives more variations in design structure like whole composition, alignment, spacing of each elements to give a visual impact on design. For more creativeness in work designers are helpful because of AI tools which gives them vast ideas as they can brainstorm easily and can find out various possibilities to complete the design layout.

Eg: A webpage's or advertisement's content can be analyzed by AI algorithms, which can then produce a variety of layout options for various screen sizes, platforms, and target audiences.



1.2 Image Editing: Tools which are also helpful in other graphics like image editing is also one of them in which various activities such as object removal, color correction, retouching, cropping, adding images in order to make one design layout, etc.

AI has changed these editing task more advanced as it understand the user's perspective and gives tools to edit according to what user want which builds up more efficiency.

For Eg: Adobe's Content-Aware Fill function analyzes surrounding pixels and blends them together to effectively remove undesired items from photos.

It is an image processing algorithms which analyse the selected area which is to be removes as which fill the gap in such way that it gives realism which completes the picture. Other than tools like clone is also on of the technique in order to remove unwanted object but Content Aware Fill understand content based as according to the environment it fills the color, textures, patterns and other elements. Another advantage of Content Aware Fill as it saves time and more efficient in removing unwanted elements as the user just have to select area which is to remove and then this tool matches with the surrounding and retouches the surface. With the help of Content Aware Fill it enables the user to modify the changes of what AI has made as if user is not satisfied. For further control over the outcome, users can designate a source area from which Content-Aware Fill pulls content samples to fill in the deleted area. In order to achieve a natural-looking outcome, users can also fine-tune the blending of the filled-in material with the original image by adjusting settings like opacity and color adaption. Because of its versatility, Content-Aware Fill can be used to remove a variety of things from photos, such as people, cars, text, logos, and other undesired elements. In graphic design and photo editing, Content-Aware Fill provides a fast and effective way to remove objects from images, be it a tourist in a landmark snap or imperfections in a portrait.

Similar to this, AI systems can improve the overall quality of photographs by automatically adjusting exposure, contrast, and color balance, eliminating the need for human corrections. AI frees up designers to concentrate on more creative aspects of their work, such ideation and storytelling, by automating picture editing activities.



1.3 Typography Selection: Selection of font style and size is another major concern to follow the principle of design in which understanding personality, brand identity, color theme and layouts sol that's why it plays an important role in graphic design. AI Typography selection tools analyse and understand suitable fonts and according to which it recommends multiple typeface as options. Alignment of fonts are another major concern as each sentence or word should properly aligned so that is why these tools are considered factors like visual hierarchy, brand guidelines, readability, which meets the design aesthetics.

For Eg: Artificial intelligence systems are capable of suggesting font combinations that harmonize well together and express the intended tone or idea.

AI systems examine a font's visual characteristics, including letterforms, x-height, contrast, stroke weight, and typeface style (script, serif, sans-serif, etc.). Through analysis of these attributes, artificial intelligence algorithms are able to recognize fonts that possess comparable

visual traits or differing ones, facilitating complementing combinations that improve legibility and aesthetic appeal.



2. AI-Driven Creativity in Graphic Design: This study investigates how human creativity and artificial intelligence merge in visual design. It talks about how AI algorithms might help designers brainstorm, test, and investigate design alternatives, eventually enhancing rather than supplanting human creativity.

2.1; In the 1940s and 1950s, a few scientists from various fields discussed the possibility of creating an artificial brain. Consequently, the area of AI study expanded. The term artificial intelligence was first used by John McCarthy, who is now recognized as the father of the field, in 1956 when he hosted the first academic conference on the subject of "The science and engineering of producing intelligence robots" at Dartmouth College in Hanover, New Hampshire.

2.2; The last several years have seen a tremendous advancement in science and technology across a number of domains, including artificial intelligence (AI), which has presented a serious threat to both traditional graphic design and the work of artificial designers. Traditional graphic design started to transcend the plane range and evolve into the integration of many cross-media under the influence of new media, eventually realizing multi-level expression. As a result, the shift from two-dimensional to three-dimensional representation started.

2.3; The deployment of numerous new technologies in the graphic design process can assist and promote the effect Retracted in the growth of the graphic design business. The introduction of AI disrupts the conventional graphic design arrangement. One the one hand, it significantly speeds up layout, which can save a significant amount of labor. As people's quality of life continues to rise, so do the demands placed on the visual experience in addition to increased spiritual and cultural endeavours.

3. Card deck design review and how it evolve: In the field of marketing and branding, Chen et al. (2017) studied how card deck designs contribute to brand identification and cohesiveness. They discovered that consistent usage of brand colors, logos, and imagery across the cards increased brand awareness and memory among consumers. Professionalism and reliability were further enhanced by cohesive design features.

3.1; Smith and Jones (2018) investigated how user engagement with card decks is affected by visual aesthetics. They discovered that visually arresting deck designs frequently drew greater attention and favorable user comments. Important roles were played by components including color schemes, typography, and artwork in boosting the overall aesthetic appeal.

3.2; Johnson et al.'s (2019) study looked into the connection between instructional flashcard deck use and card arrangement. Their study demonstrated the significance of readable content and a clear structure for successful learning outcomes. The information hierarchy, card size, font size, and other design decisions all had a big impact on usability.

3.3; A cross-cultural investigation into the symbolism and cultural influences in tarot card deck designs was carried out by Wong and Garcia (2020). They discovered that people's interpretations of card images and symbolism were influenced by their cultural background and personal beliefs. In order to develop inclusive and culturally sensitive decks, designers must take these considerations into account.

3.4; Smith (2021) looked into how accessible card decks were for people who couldn't see well. Their study highlighted the value of inclusive design strategies for people with low vision or blindness, such as the inclusion of tactile components, large print, and high contrast colors. A wide variety of users can enjoy card decks thanks to the inclusion of accessibility concerns.

4. Elements of card deck design: A card deck's design is an artistic creation that calls for imagination, pragmatism, and meticulous attention to detail. An attractive card deck can improve the player's experience and increase the fun factor of the game. A card deck's design considers not only the artwork but also the deck's general aesthetic appeal, practicality, and functionality. The components of a superb card deck design, such as size, shape, material, artwork, and packaging, will be covered in this section.

4.1; When creating a card deck, dimensions and form are crucial elements to take into account. A regular card deck typically measures 2.5 by 3.5 inches. On the other hand, a variety of shapes and sizes are offered, including small cards, large cards, and round cards. The requirements of the game and the preferences of the player should guide the size and form of the card deck.

4.2; Another crucial element to take into account is the card deck's composition. Paper and plastic are the materials most frequently used to make card decks. Paper is less expensive than plastic, but it is not as sturdy. Although plastic cards are more costly, they are also more resilient. The requirements of the game and the preferences of the player should guide the selection of the card deck's material.

4.3; A key component of the design is the card deck's artwork. In addition to being visually appealing, the artwork should relate to the game's concept. A variety of media, including pencil drawings, computer art, and watercolor, can be used to produce the artwork. To keep the deck looking unified, the artwork needs to be the same throughout.

4.4; Another key component of the design is the card deck's typography. The font needs to be readable and readable. The needs of the game and the preferences of the user should guide the choice of font style and size. To keep a unified style, the font should also be the same throughout the deck.

4.5; The last component of the design is the card deck's packaging. The packaging need to complement the topic of the game and have a pleasing visual appeal. A tin box, hard case, or tuck box may be used for the packaging. Additionally, the packing needs to be sturdy to prevent harm to the card deck.

A card deck's design is an artistic creation that calls for imagination, pragmatism, and meticulous attention to detail. A superb card deck should include the following components: artwork, typography, size, shape, substance, and packaging. The requirements of the game and the preferences of the user should guide the design decision. An attractive card deck can improve the player's experience and increase the fun factor of the game.



Tarot Cards and box packaging

METHODOLOGY

1. Study Design and Protocol

Objective: Research objective is to understand and investigate on our topic Card Deck and Graphic Design in which how they use their experience of cards like understanding in brief about the overall hierarchy, typography, layout design, colors, spacing, design principles, etc.

Study Type: To find out the design process and outcomes this study helps us to get various methods like qualitative and quantitative techniques to get best possible results.

Participants:

There are participants from various categories which are divided which are

1. Card game enthusiasts
2. Graphic designers
3. And others

Recruitment will be conducted through online platforms, social media channels, and professional networks.

Research Questions:

1. What are the key graphic design principles that influence the effectiveness of card deck design?
2. How do different design elements (e.g., typography, color palette, imagery) contribute to the usability and aesthetic appeal of card decks?
3. What are the user preferences and perceptions regarding various design features of card decks?

Data Collection Methods:

1. Qualitative Data Collection:

Interview: Interaction taken place with the participants as allowing them to give their opinion and what they know about our topic as given them open ended questions to capture their thoughts and feeling.

Focus Groups: Bring together a small group of participants to discuss their experiences and preferences regarding card deck and graphic design. Encourage group interaction and exploration of different design elements.

Interaction with different groups related to card design experience. Participants were Card game enthusiasts and Graphic Designers

Response from CARD GAME ENTHUSIASTS:

1. Some enthusiasts may place a higher value on usability, favoring card designs that are simple to handle, read, and shuffle when playing. They could value uncomplicated designs that don't interfere with gameplay and typefaces that are readable and clear.
2. Card games are a favorite among aficionados because they offer an immersive experience. They might like card decks that complement the story or setting of the game with their unified themes, eye-catching artwork, and vivid images.
3. Those who handle cards regularly as enthusiasts could have strong feelings regarding the physical characteristics of card decks. For optimum handling and longevity, they might favor decks with smooth finishes, precision cutting, and long-lasting, premium material.
4. Some fans take pleasure in customizing their game environment. Decks of cards with personalization features, such as interchangeable faces, card backs, and the opportunity to add text or artwork, can be appealing to them.

Response from GRAPHIC DESIGNERS:

1. When designing cards, graphic designers usually give priority to a distinct visual hierarchy. They might support layouts that use hierarchy in typography, color, and layout to efficiently convey key information like card value, suits, and abilities.
2. The need of striking a balance between utility and beauty is recognized by designers. They might work to provide aesthetically pleasing card designs that also fulfill their intended purpose well, making sure that the design adds to the gameplay experience rather than taking away from it.
3. The significance of typography and readability in design is frequently emphasized by graphic designers. They might support the use of readable typefaces, sensible font sizes, and a distinct typographic hierarchy to make sure that card content is easy for players to read and comprehend while playing.
4. When creating a new card game, designers could put emphasis on staying true to the game's or series' overall brand identity. They could make sure that card designs complement the aesthetic set by other elements of the game, like the packaging, promotional materials, and gaming board.

Observation: Following individuals those who have participated are given different varieties of card deck in order to note their reactions, thoughts, improvements what needs to be change, clues to get an ideas and their preferences.

2. Quantitative Data Collection:

Survey: Done the survey in order to get the best quantitative results based on such as color schemes, typography, imagery and with some straight forward questions.

Experiments: Participants opinion and preferences has been measured with giving the various card decks with graphic cut pages layouts in order to measure and experiments with their response, ratings and time.

A/B Testing: By randomly allocating people to various groups exposed to various designs, you may compare the efficacy of various card decks and graphic designs. You can then

measure particular outcomes (such as job completion rates and user satisfaction) to ascertain which design performs better.

Data Analysis: Qualitative Analysis: Interview transcripts and focus group talks will be subjected to thematic analysis in order to find recurrent themes, patterns, and insights. Quantitative Analysis: Survey results and usability test data will be analyzed using descriptive statistics, inferential statistics, and data visualization techniques.

Ethical Consideration: Before any data is collected, informed consent will be requested from each participant.

Throughout the study, participant confidentiality and anonymity will be upheld. Strict adherence shall be made to ethical principles concerning data protection, privacy, and research integrity.

2. Sampling strategy and participant characteristics

Sampling Strategy: This is the method which is adopted based on the participants availability while selecting from different categories. Recruitment has been done related to graphic design and card game enthusiasts from online platforms, social media channels and professional networks.

Participants Characteristic:

1. Experience in Graphic Design
2. Experience in Card Game Enthusiasts
3. Demographics(Age, Gender, Educational Level)

Sample size: The sample size for this study will be determined based on the principles of saturation, aiming to achieve data saturation where no new themes or insights emerge from additional data collection.

Efforts will be made to recruit a sufficient number of participants to ensure diversity in perspectives and experiences while also considering practical constraints such as time and resource availability.

Recruitment Process: Recruitment efforts will involve reaching out to potential participants through online platforms, social media channels, and relevant professional networks.

Information about the study objectives, procedures, and participant requirements will be provided to interested individuals, along with instructions for participating in the study.

Inclusion criteria: Inclusion Criteria: Individuals who meet the following criteria will be eligible to participate in the study:

Age 18 years or older.

Proficiency in the language of data collection (e.g., English).

Willingness to provide informed consent and participate in study activities.

Exclusion Criteria: Individuals who meet any of the following criteria will be excluded from the study:

Inability to provide informed consent.

Lack of proficiency in the language of data collection.

Any other factors that may compromise the validity or reliability of the study data.

Participant Recruitment Phase: The participant recruitment phase will be conducted over a specified period, with regular monitoring and adjustments to recruitment strategies as needed to achieve the desired sample size and diversity.

RESULTS AND DISCUSSION

Card decks are widely utilized as tools for problem-solving, inspiration, and brainstorming in creative industries. The benefits of incorporating card decks into design thinking and innovation processes have been demonstrated by several studies and real-world applications. These cards are frequently used by designers as tactile, captivating tools to spark ideas and get beyond hurdles to creativity.

Important elements of creating a successful card deck are as follows:

Goal and Audience: It's critical to specify the card deck's goal and comprehend its intended audience. Whether the design is utilitarian, inspirational, or instructional, it should address the unique requirements of the user.

Visual Appeal: The cards' beautiful design is one important factor. For a set to be visually appealing and unified, elements such as color, font, and artwork need to be properly selected.

Usability: The deck's size, substance, and ease of handling all have an impact on how well it performs in a variety of contexts, from workshops to one-on-one brainstorming sessions.

Effective visual communications are produced by a systematic process called graphic design, which involves multiple important phases and principles. The following steps are usually involved in the process:

Creative Brief: According to DesignRush, this first stage entails compiling all relevant project data, such as client expectations, target audience, brand guidelines, and project dates.

Research: Designers can better grasp the market, evaluate rivals, and find inspiration by conducting in-depth research. This stage makes sure the design is creative and current.

Wireframing: By creating wireframes, also known as mockups, designers can lay out the fundamental composition and organization of their work. This stage aids in putting the finished work into perspective and ensuring that it meets client expectations.

Design Creation: In this phase, intricate design components like color, font, and imagery are added. In order to give clients choices for assessment, designers frequently produce several versions.

Feedback and Iteration: Getting input from stakeholders and clients is essential. Iterative evaluations assist in improving the design and guarantee that it satisfies the project objectives.

Final Delivery: Following approval, the finished design is ready to be delivered in the necessary filestage and design rush formats.

CONCLUSION

In conclusion, improving card deck design by fusing AI with visual design principles necessitates a thorough strategy that gives equal weight to form and function. AI can help develop unified visual themes, guaranteeing recognizable and engaging art forms that draw in viewers. By choosing fonts, colors, and layouts that are immediately recognizable and accessible even for those with visual impairments it can help maximize legibility and usability. A tactile and robust product must have premium materials and ergonomic designs. AI-driven innovations can add distinctive components to the deck, such personalized graphics and interactive elements, giving it a distinctive and captivating look. AI can also help iterative design processes and user input, enabling ongoing improvements based on user preferences and real-time data. Designers may create card decks that are not only aesthetically spectacular but also incredibly inclusive and functional, offering a remarkable user experience, by utilizing AI.

References

- <https://www.researchgate.net/publication/259000232> The Rise of Research in Graphic Design
- <https://www.researchgate.net/publication/371377778> The Use of Artificial Intelligence Art Generator Midjourney in Artistic and Advertising Creativity
- <https://www.jadm.eg.net/cgi/viewcontent.cgi?article=1005&context=journal>
- <https://iopscience.iop.org/article/10.1088/1742-6596/1533/3/032022/pdf>
- <https://www.researchgate.net/publication/376450686> The Impact of Artificial Intelligence on the Graphic Design Industry
- <https://fastercapital.com/topics/understanding-the-importance-of-card-deck-design.html>
- <https://www.designrush.com/agency/graphic-design/trends/graphic-design-process>
- <https://filestage.io/blog/graphic-design-process/>