



Understanding Consumer Behavior Using Big Data Analytics

Rahul Kumar Sahu ^a, Dr Raghavendra Prasad ^{b*}

^{a, b} Amity University Chhattisgarh

Abstract:

This study aims to explore the definition and properties of big data as well as analyze consumer behavior features in the context of big data research. The findings indicate that while big data influences customer perception through external factors, external factors and internal perception are the main determinants of consumer decision making. Because of the sheer volume of data, standard database management system techniques are unable to handle and analyze it (Latvia_ESRD_43_2016, n.d.). This article examines the features of the big data phenomena and how analytics may be used as a tool to help marketers understand consumer behavior and provide their companies a competitive edge (Ramanathan et al., 2017). When service users receive technical and business training in a controlled context, data is collected from them. In addition to discussing technical details such environment building, theory, logic, framework, infrastructure, and architecture, this study will address consumer behavior modeling (Big Data Analytics, 2016)

The first section of the literature review looks at ideas of consumer behavior that are connected to trust. It explores the psychological underpinnings of consumer trust and how perceptions of risk, confidence, and trust impact the process of making decisions (Sousa & Voss, 2012). Moreover, it contradicts the notion of empowered firms by emphasizing the effect of legitimacy on consumer trust, trust, and brand integrity. On the other hand, it examines customer mistrust of unlicensed services and talks about issues and causes for that mistrust. (Anshari et al., 2019) In essence, the recommendation engine makes many product recommendations depending on a range of variables, such as age and past purchases made by the user. It is a type of data filtering technology that suggests the most pertinent products to a specific client based on machine learning algorithms. This study aims to develop a product recommendation system by analyzing user sentiment and segmentation related product reviews. (Ertemel, 2015).

Keywords:- Consumer behavior, Big Data, Business analytics, Technology, data analytics, Sentiment Analysis.

Introduction-

Understanding consumer behavior using big data analytics involves the use of advanced data collection, processing, and analysis techniques to gain insights into how consumers make decisions, interact with products and services, and respond to marketing efforts (Holsapple et al., 2014). By utilizing vast amounts of consumer-related data, big data analytics may be used to understand consumer behavior and obtain insights into their preferences, routines, buying patterns, and interactions with goods and services (Holsapple et al., 2014). With this strategy, companies can improve client experiences, develop focused marketing campaigns, make well-informed decisions, and spur corporate expansion. (Erevelles et al., 2016a)

The study of consumer analytics lies at the junction of Big Data and consumer behavior. Data provide behavioral insights about consumers marketers translate those insights into market advantage. Analytics generally refers to tools that help find hidden patterns in data. For the pseudocodes, businesses generate more data than they can use or know how to use. (Anshari et al., 2019)

What is different today is the unprecedented volume, velocity, and variety of primary data available from individual consumers, resulting in the so-called Big Data revolution; potentially, a revolution that will lead to entirely new ways of understanding consumer behavior and for-mutating marketing strategy. In this paper, Big Data consumer analytics is defined as the extraction of hidden insight about consumer behavior from Big Data and the exploitation of that insight through advantageous interpretation. (Elgendy & Elragal, 2014)

What is different today is the unprecedented volume, velocity, and variety of primary data available from individual consumers, resulting in the so-called Big Data revolution; potentially, a revolution that will lead to entirely new ways of understanding consumer behavior and formulating marketing strategy. In this paper, Big Data consumer analytics is defined as the extraction of hidden insight about consumer behavior from Big Data and the exploitation of that insight through advantageous inter predation. (Erevelles et al., 2016b)

Big data-Big Data is usually characterized by the 3Vs Volume, Velocity and Variety. Hence, this data is very large in size, gets collected at a very fast pace, and is diversified. Due to these characteristics, Big Data is complex and is difficult to manage using the conventional methods of data processing. Recently, datasets that get so big that it becomes difficult to work with them using conventional database management systems have been referred to as "Big Data." These are data sets whose sizes prevent them from being captured, stored, managed, and processed in a reasonable amount of time by widely used software tools and storage systems. (Sheth 2002, n.d.; Sousa & Voss, 2012)

A single data collection can contain anywhere from a few dozen terabytes to several petabytes of data, as big data quantities are always growing. Consequently, gathering, storing, searching, sharing, analyzing, and displaying data are some of the challenges associated with big data. Businesses today are investigating a vast array of extremely detailed analytical techniques and instruments. (Chong & Shi, 2015)

The first thing we'll cover in this part is the definition and significance of big data. Larger and more complicated data sets that demand real-time or near-real-time capabilities can, of course, be analyzed for commercial value; this calls for the development of new data architectures, analytical techniques, and tools. As result, the following section will go into more detail on the big data analytics tools and methodologies, beginning with big data management and storage and ending with big data analytic processing. Finally, some of the numerous big data analysis that have become more popular with big data are included. (Erevelles et al., 2016a).

Finding trends, patterns, and correlations in vast amounts of unprocessed data to support data-driven decision-making is known as big data analytics. With the aid of more recent technologies, these procedures apply well-known statistical analytic techniques—like regression and clustering—to larger datasets. Since early in the new millennium, when advancements in technology and software enabled enterprises to manage massive volumes of unstructured data, big data has become a catchphrase. Since then, even more new technologies have added to the significant amounts of data that corporations have access to, from smartphones to Amazon. Early

innovation projects like Hadoop, Spark, and NoSQL databases were developed for the processing and storing of large amounts of data in response to the explosion of data.(Van et al., 2012)

Big data analytics is the act of identifying patterns, trends, and correlations in enormous volumes of raw data to aid in data-driven decision-making. These processes employ well-known statistical analytic approaches, such as regression and clustering, to larger datasets with the help of more contemporary technologies. Big data has become a buzzword since the early years of the new millennium, when developments in software and technology allowed businesses to handle enormous amounts of unstructured data. Since then, a plethora of new technologies, such as cellphones and Amazon, have contributed to the substantial volumes of data that organizations have access to. In reaction to the data explosion, early innovation projects like Hadoop, Spark, and NoSQL databases were created for the processing and storing of massive volumes of data. (Ertemel, 2015)

Characteristics of Big Data-

Big data is data whose scale, distribution, diversity, and/or timeliness require the use of new technical architectures, analytics, and tools to enable insights that unlock new sources of business value. Three main features characterize big data: volume, variety, and velocity, or the three V's. The volume of the data is its size, and how enormous it is. Velocity refers to the rate with which data is changing, or how often it is created. Finally, variety includes the different formats and types of data, as well as the different kinds of uses and ways of analyzing the data.(Elgendy & Elragal, 2014)The main characteristic of big data is the volume of data. Big data can be measured by size, expressed in terabytes or petabytes, or simply by the quantity of transactions, files, tables, or records.Big data is also coming from more sources than ever before, including as logs, clickstreams, and social media, which is one of its biggest characteristics. By using various sources for analytics, semi-structured data like Rich Site Summary and extensible Markup Language (XML) and unstructured data like text and human language are now combined with common structured The volume of data is the primary feature of big data. Big data can be quantified by the amount of transactions, files, tables, or records it contains, or by its size, which can be stated in terabytes or petabytes(Marsden, 1998).

One of the main characteristics of big data is that it comes from more sources than ever before, such as clickstreams, social media, and logs. Semi-structured data, such as Rich Site Summary (and eXtensible Markup Language (XML), and unstructured data, such as text and human language, are now merged with common structured data through the use of several analytics sources(El Morr & Ali-Hassan, 2019).

Volume: More than ninety percent of data created in history was created in the past two years. By 2020, the data generated is going to be 50 times more than the amount of data in 2011. With conventional methods, the creation of so much data used to cause serious problems. But now, with decreasing storage costs such big data this is no longer a problem to the marketer(Davis et al., 2022).

Velocity: Data Velocity refers to the speed at which the data is created, stored and analyzed. In the past, big servers required substantial time to process data. In the big data concept, data is created almost in real-time. The new phenomenon, Internet of Things takes this one step further with machines sending their data at the moment of creation. Data is created at an enormous speed. As an example, as of year 2015, every minute, 100 hours of video is uploaded to YouTube, and 20 million photos are viewed(Xiang et al., 2015).

Variety: Many sources of Big Data provide a diverse richness that far surpasses traditional data from the past. A major difference between contemporary Big Data and traditional data, according To Interior Insight (2012) is the shift from structured transactional data to unstructured behavioral data. Structured data like scanner or sensor data, records, files and databases have been collected by marketers for some time. Unstructured data include textual data like from blogs and text messages and non-textual data like from videos, images, and audio recordings. Much unstructured data are captured through social media, where individuals share personal and behavioral information with friends and family. Semi-structured data incorporate various types of software that can bring order to the unstructured data.(Ertemel, 2015)

Defining consumer Big Data

Today, technology has turned the average consumer into an incessant generator of both traditional, structured, transactional data as well as more contemporary, unstructured, behavioral data. The magnitude of the data generated, the relentless rapidity at which data are constantly generated, and the diverse richness of the data are transforming marketing decision making. These three dimensions help define Big Data, commonly referred to as the three Vs: volume, velocity, and variety (Erevelles et al., 2016b)

CONSUMER BEHAVIOR AND ITS SIGNIFICANCE

Consumer behavior refers to the set of activities which an individual undertakes in an effort to buy a product. Such behavior reveals a lot about a consumer and a thorough analysis of such behavior can help a marketing analyst to identify the buying pattern of the consumer. Identification of such buying patterns can help the marketers in developing effective marketing strategies that can lead to increase in the sales of the product and ultimately the increase in revenues (Van et al., 2012).

The most popular way of interpreting data these days is predictive analytics where you predict the sales and revenue of a product or service based on collected data points by segmenting customers and deciding the factors that will affect sales of the product like price, packaging, and message the product convey (Kitchens et al., 2018).

Consumer behavior and the need for big data-

Consumer behavior refers to the actions that an individual undertakes to purchase a particular product. Analyzing such behaviors can provide a marketing analyst with valuable insight into a consumer's buying pattern based on their behavior. Trillions of pieces of data about the purchasing habits of consumers are created every second as digitalization increases. Furthermore, due to the diverse character of the customers, one's purchasing habits may differ significantly from another's. As a result, the data is highly diverse. When data gets more complicated, it becomes more challenging to employ traditional methods of data analysis. This is where big data technology, which can extract, process, and analyze extremely massive and complicated datasets, comes into play. (Zhao et al., 2014)

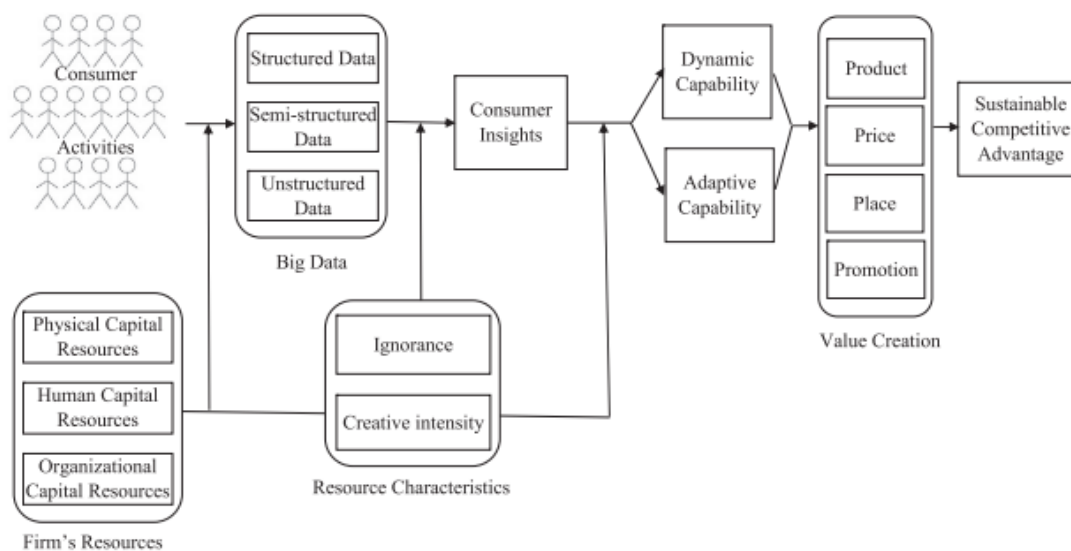


Fig. 1. A resource-based view of the impact of Big Data on competitive advantage.

Customer Relationship Management-Customer Relationship Management and Social (CRM) Any business requires Customer Relationship Management (CRM) to sustain and survive in the long term. CRM is a tool and strategy for managing customers' interaction using technology to automate business processes. CRM consists of sales, marketing, and customer service activities the aims are to find, attract new customers, nurture and retain them for future business. Business uses CRM in meeting customers' expectations and aligning with the organization's mission and objectives in order to bring about a sustainable performance and effective customer relationships(Chong & Shi, 2015).

CRM Scope & Module The emergence of Web 2.0 has been based on collaboration platform like wikis, blogs, and social media aiming to facilitate creativity, collaboration, and sharing among users for tasks other than just emailing and retrieving information [28]. The concept of social network defines an organizations a system that contains objects such as people, groups, and other organizations linked together by a range of relationships]. Web2.0 is a tool that can be used to communicate a political agenda to the public via social networks. Users can gain access to the data on Web 2.0enabled sites and exercise control over such data [30]. Web 2.0 represents a revolution in how people communicate facilitating peer-to-peer collaboration and easy access to real-time communication(Anshari et al., 2019).

The rapid growth in Web 2.0 has impacted organization that cannot their customer relationship by using traditional CRM techniques. Social CRM is a recent approach and strategies to reveal patterns in customer management, behaviour, or anything related to the multi channels customers' interactions as expressed at Figure 4.Social CRM makes more precise analysis possible based on people conversation in social media, and thus helps them to provide more accurate programs or activities leading to customers' interests and preferences Anshari et al., 2019).

Marketing is one of CRM's activities or process of promoting and selling products or services, which also include research and advertisement. Social networks enables social marketing that is necessary efforts for marketing teams to expect going viral and receiving customers' attention Marketing, is defined as the activity, set of institutions, and processes for creating, communicating, delivering, and exchanging offerings that have value for customers, clients, partners, and society at large Marketing should focus on building relationships and meanings[33].It also applies to sales and customer services where organizations use social networks as a tool to make sales as much as possible of handling customers' complaint at social media. Since social networks is part of big data source, the next question, how big data will impact CRM strategies(Erevelles et al., 2016a)

social media has empowered customers to make conversation and business organization may utilize an increasing amount of data through people conversations that is available to them for company's benefits such as understanding customer preference, complaining items, people expectations. web 2.0 platform allows customers to express their opinions. in the context of crm, social network provide means of strengthening relationships between customers and service providers.(Ramanathan et al., 2017).

it might be utilized to create long-term relationships between business organizations and their customers and public in general. adopting social networks into crm is known as social crm or a second generation of (crm 2.0) that empowers customers to express their opinions and expectations about product or services. social crm has become 'a must' strategies for any organization nowadays to understand their customers better. by playing a significant role in the management of relationships, social crm stimulates fundamental changes in customer's behaviour. social crm has an impact towards multi channels relationships in all areas either public or private sectors is no exception.(Anshari et al., 2019)

Analytic types for detailing consumer actions in huge data-

Within big data technologies, there are three broad subcategories of big data analytics:

Characteristic-This type of data analysis allows us to see much more clearly what has already happened. Historical data, or data from the past, is used in the descriptive data analytics process. Effective analysis and interpretation of historical data can prove to be a useful tool for recognizing and averting mistakes in the future, in addition to offering a deeper understanding of the previous events. One example of data analytics in this category is examining the products that customers have bought from a company over the last two months.(Zhao et al., 2014)

Future events are typically predicted using predictive analytics. Predictive analytics heavily relies on mathematics and statistics in conjunction with information technology. By using predictive analysis, businesses may foresee potential problems and take preventative measures. Predictive data analytics may be utilized by a retail establishment to determine what merchandise customers are most likely to purchase in the upcoming month based on their purchasing patterns over the previous six months.(Van et al., 2012)

Prescriptive-Prescriptive data analytics can offer tailored purchasing recommendations based on the data gathered about the purchasing habits of the customers. The recommendations made here have the potential to greatly influence customer preferences and, eventually, demand. For instance, it is commonplace these days for customers to receive advertisements from different four-wheeler brands on e-commerce websites after entering a four-wheeler showroom. A reason for this is that the Global Positioning System (GPS) collected the data of the custom.(Matz & Netzer, 2017)

Big Data analytics to understand consumer behavior benefits-The paper would likely start with an overview of big data analytics, its significance in the realm of consumer behaviour analysis, and the growth of data-driven insights in understanding consumer choices(Ertemel, 2015).

Data Collection Methods:.

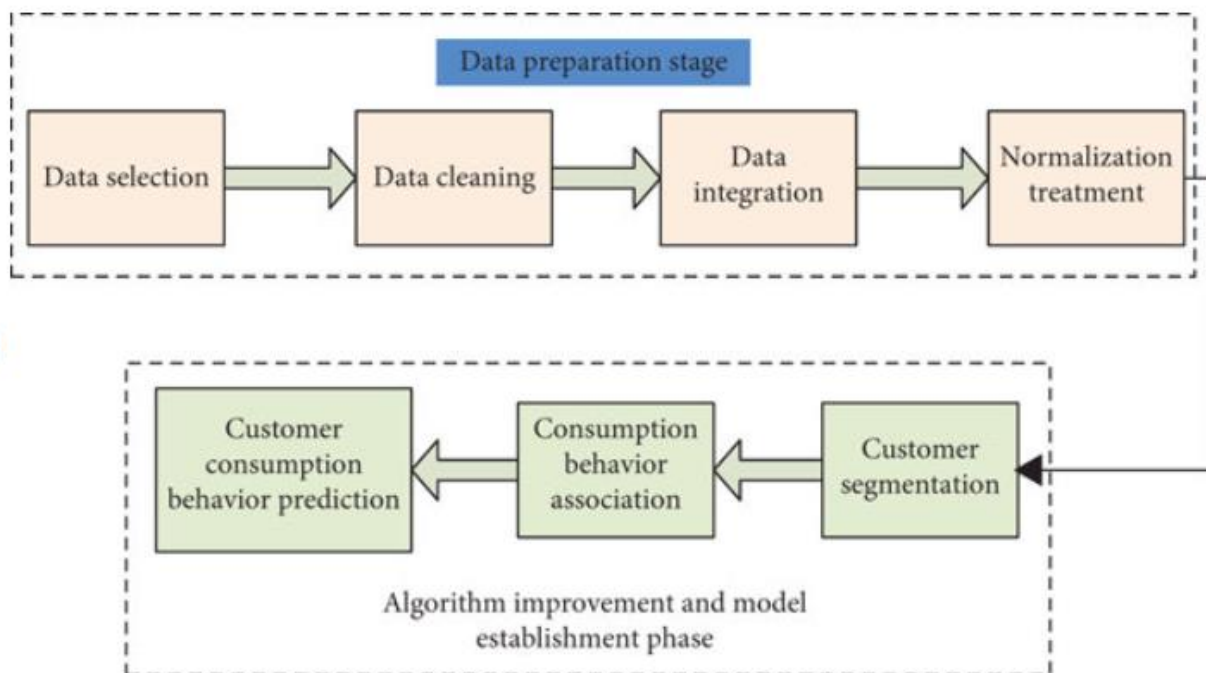


Figure 2:- Data preparation stage

It would discuss various sources of data used in consumer behaviour analysis, such as transaction records, social media interactions, online browsing behaviour, customer feedback, and other sources. This section might cover data collection techniques and challenges related to data quality, integration, and privacy(Chong & Shi, 2015)

Big Data Technologies and Tools: A review paper may delve into the technological aspects, discussing the tools, platforms, and methodologies used for storing, processing, and analysing large volumes of consumer data. It might include discussions on Hadoop, Spark, machine learning algorithms, data visualization tools, and cloud-based solutions(Yau et al., 2020a).

Analytics Techniques and Models: This section could cover the analytical methodologies and models applied in understanding consumer behaviour, including segmentation techniques, predictive modelling, sentiment analysis, clustering algorithms, association rules, and recommendation systems.(Xiang et al., 2015).

Applications in Marketing and Business Strategy: The paper might explore how insights derived from big data analytics are applied in marketing strategies, product development, pricing decisions, personalized marketing campaigns, customer relationship management, and overall business strategies(Elgendy & Elragal, 2014).

Challenges and Ethical Considerations: Addressing the challenges associated with big data analytics, such as data privacy concerns, ethical considerations, regulatory compliance (GDPR, CCPA), and the potential risks of misusing consumer data.

Future Trends and Directions: Discussing emerging trends, future directions, and potential advancements in big data analytics for understanding consumer behaviour. This could include discussions on AI-driven analytics, real-time analytics, IoT integration, and the evolution of data-driven decision-making(Kitchens et al., 2018).

Case Studies and Practical Examples: Providing real-world case studies or examples demonstrating successful applications of big data analytics in understanding consumer behaviour across various industries. Remember, the contents of a review paper can vary based on the specific focus of the authors and the most recent developments in the field. To access the most up-to-date review papers on this topic, I recommend searching academic databases like PubMed, IEEE Xplore, Google Scholar, or journals specializing in marketing, consumer behaviour, or data analytics. These databases often contain the latest scholarly articles, research papers, and reviews on understanding consumer behaviour using big data analytics.(Erevelles et al., 2016a)

personalized marketing: talk about how big data analytics may be used to develop marketing strategies that are tailored to the interests, habits, and demographics of certain target audiences. (“BIG DATA ANALYTICS,” 2015).Examine how customized promotional efforts, individualized recommendations, and targeted advertising are made possible by data-driven insights to boost engagement and conversions. Better customer experience: emphasize how big data analytics helps companies better understand and anticipate the demands of their customers, allowing them to improve their services and offerings. Describe how data analysis, through providing individualized experiences and addressing pain spots, improves customer pleasure, loyalty, and retention(Erevelles et al., 2016c).

predictive insights: talk about the theories and techniques utilized in predictive analytics, which makes use of big data to predict market trends, customer behavior, and buying habits. explain how demand forecasting, inventory control, and predicting customer preferences are all made easier with the help of predictive analytics in order to maintain market leadership. Xplore the ways that real-time data analytics may be used to get instant input from customers via social media, website engagements, and customer support contacts(Le & Liaw, 2017).

describe the significance of real-time feedback for crisis management, rapid decision-making, and spontaneously enhancing customer service. Enhanced product development: explain how market trends, customer feedback, and performance metrics are analyzed using big data analytics to drive product innovation and create products that are in line with customer needs.(Davis et al., 2022)

Talk about the use of customer data in A/B testing, iterative product development, and the introduction of popular products that appeal to the target market.(El Morr & Ali-Hassan, 2019)

Challenges and Future Directions:

Address challenges related to data privacy, security, and ethical considerations in utilizing consumer data for business purposes. Discuss future trends in big data analytics, such as the integration of AI and machine learning for more sophisticated consumer behaviour analysis, and the potential impact on personalized marketing and product development.(Teck Wei et al., 2015)

Understanding consumer behavior using big data analytics concept map-

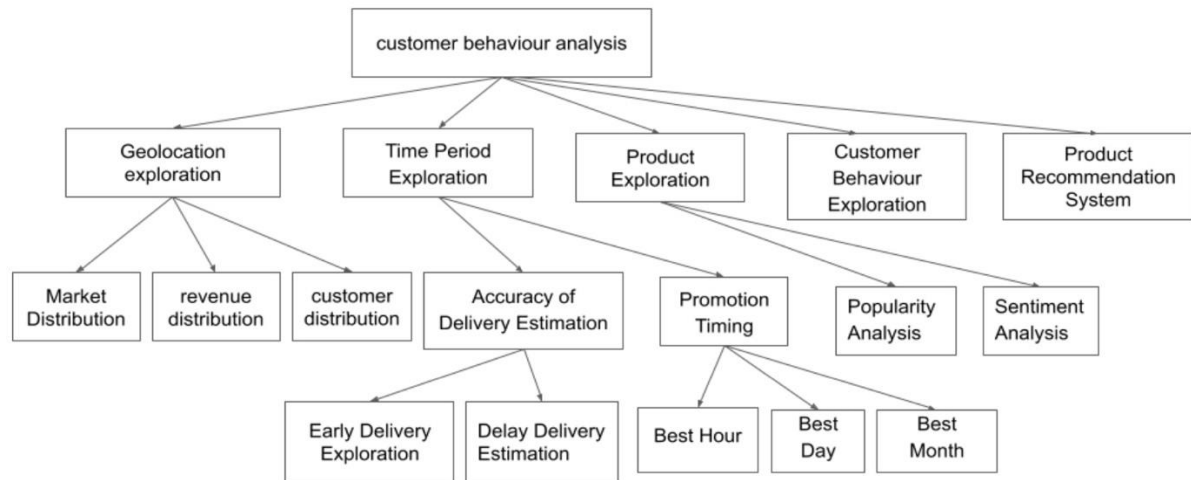


Figure 3- Model Diagram of Consumer behavior Analysis

Consumer behaviour is defined as the study of people, groups, or organizations and the methods they employ to choose, acquire, utilize, and discard goods, experiences, ideas, or services in order to meet requirements, as well as the effects these methods have on the consumer and society. Actors: Situational, psychological, cultural, and personal elements that affect how consumers make decisions(Xiang et al., 2015).

Large amounts of both structured and unstructured data are referred to as big data. Qualities: Strength, speed, diversity, accuracy, and worth. Sources of Data: Internet of Things devices, social media, online transactions, etc. Consumer Data Collection: Categories include behavioural, psychographic, and demographic information. Techniques: Loyalty programs, social media monitoring, online tracking, surveys, etc.Data processing involves organizing, cleaning, and structuring unprocessed data in preparation for analysis(Kitchens et al., 2018).

Analytics techniques include data mining, machine learning, predictive, prescriptive, and descriptive analytics.(Kitchens et al., 2018)

Tools: Spark, Hadoop, Python, R, data warehouses, etc.

Observations and Trends: Finding Patterns in Consumer Data: Trends, Correlations, Abnormalities, and Clusters. Segmenting customers according to shared traits or behaviors is known as consumer segmentation. Predictive insights: Making predictions about future choices or behavior based on trends. Customized marketing involves modifying products, services, and marketing campaigns to cater to particular-consumer categories through personalization and targeting(Zhao et al., 2014).

Recommendation systems: Making tailored suggestions in response to user activity. Ads are targeted and delivered according to observed activities, or behavioral targeting. Customized marketing involves modifying products, services, and marketing campaigns to cater to particular -consumer categories through personalization and targeting. Recommendation systems: Making tailored suggestions in response to user activity. Ads are targeted and delivered according to observed activities, or behavioral targeting(Matz & Netzer, 2017).

Improvement of the Customer Experience: Enhancing Services: Improving user pleasure and experience through data insights. Integrating customer feedback to improve products or services is known as feedback integration. Real-time strategy adaptation refers to making adjustments in response to shifts in customer behavior(Ertemel, 2015).

Moral Aspects to take into account: Privacy Concerns: Preserving customer privacy during data collection and use. transparency: Informing customers about data usage policies.(Xiang et al., 2015)Regulatory Compliance: Following the rules and legislation pertaining to data protection.

Ethical Considerations: Privacy Concerns: Safeguarding consumer privacy while collecting and using their data. Transparency: Communicating data usage practices to consumers. Regulatory Compliance: Adhering to data protection laws and regulations.(Le & Liaw, 2017)

Machine learning-based mathematical modelling for prediction of consumer behavior using big data analytics-

Using social media is a simple approach to advertise the goods to a broad audience. Predictive analytics is utilized in this study to identify user behavior on social media platforms. Our proposal is a predictive model that utilizes machine learning and mathematics to identify how consumers behave towards products on social media platforms. The model has been validated; the results and discussion section provides a description. The transition from Interest to Instagram is 99.51%, and the best accuracy for data validation is 98%.(Chaudhary et al., 2021)

Big data analytics combined with mathematical modeling based on machine learning is a potent tool for consumer behavior prediction. Below is a summary of the procedure:

Gathering and Preparing Data- Data Sources: Compile a wide range of information from many sources, such as demographics, social media, transactions, and website interactions. Data cleaning involves handling missing values, removing inconsistencies, and getting the dataset ready for analysis. Feature Engineering Selection: Determine the pertinent features (variables) that could affect the behavior of customers(Xiang et al., 2015).

Transformation: To improve predictive power, alter or add new characteristics. Model Choice Regression models include logistic regression and linear regression. Tree-Based Models: Gradient boosting, random forests, and decision trees. Deep learning models such as convolutional neural networks (CNNs), recurrent neural networks (RNNs), and feedforward neural networks (FNNs) are examples of neural networks.(Van et al., 2012).

Getting the Model Ready Data Splitting: Assign training, validation, and test sets to the dataset. Fit the chosen machine learning model to the training set of data to begin model training. Assessment and Validation of the Model Metrics of Performance: Depending on the kind of predictive job (classification or regression), evaluate the performance of the model using measures like accuracy, precision, recall, F1-score, or ROC-AUC. Cross-validation: To make sure the model is robust, validate its performance on several subsets of the data(Chaudhary et al., 2021).

Forecasting and Analysis of Consumer Behavior Utilize the trained model to forecast customer behavior based on fresh or unknown data using predictive analysis. Interpretation: Examine the model's forecasts to comprehend the key elements influencing the behavior of customers. Optimizing and fine-tuning the model Hyperparameter tuning: Modify model parameters to enhance efficiency. Determine which features are most important for forecasting customer behavior(Zhao et al., 2014).

Implementation and Observation Implementation: Use the model to make predictions in real time in a business setting. **Monitoring:** Evaluate the model's performance on a regular basis and change it as needed. Businesses can use big data to forecast customer behavior by using mathematical models based on machine learning. These models provide more precise projections and well-informed decision-making in marketing strategies, product development, and customer interaction by capturing intricate patterns and relationships within the data.(Chaudhary et al., 2021)

RESEARCH METHODOLOGY

a study of customer behavior offers a structure for gathering, examining, and using consumer data in an insightful manner. It's a method that gives you understanding of consumer behavior and the forces and motivations that shape it. A thorough behavioral study looks well beyond simple measures such as the number of page views or active users per month.(Ramanathan et al., 2017) Behavioral analytics technologies assist organizations in tracking, classifying, and gaining insights about what, why, how, and when customers behave as they do. (Holsapple et al., 2014)

These insights range from charting the buyer journey to comprehending what influences consumer purchase decisions(Van et al., 2012).There are several processes involved in a complete customer analysis, which we will go over below. When done correctly, behavioral analysis yields a wealth of data that is useful for the entire company. Understanding consumer behavior analytics involves a structured approach that combines various methodologies and tools to gain insights into consumer preferences, motivations, and decision-making processes(Yau et al., 2020a).

Establish Goals: Clearly state the objectives of your analytics on consumer behaviorThe study of consumer analytics lies at the junction of Big Data and consumer behavior. Data provide behavioral insights about consumers marketers translate those insights into market advantage. Analytics generally refers to tools that help find hidden patterns in data. For the pseudocodes, businesses generate more data than they can use or know how to use.(Anshari et al., 2019)

What is different today is the unprecedented volume, velocity, and variety of primary data available from individual consumers, resulting in the so-called Big Data revolution; potentially, a revolution that will lead to entirely new ways of understanding consumer behavior and for-mutating marketing strategy. In this paper, Big Data consumer analytics is defined as the extraction of hidden insight about consumer behavior from Big Data and the exploitation of that insight through advantageous interpretation(Van et al., 2012)

Data Collection: Compile pertinent information from several sources. This comprises: **Quantitative Data:** Use information from databases of customers, sales records, social media metrics, website analytics, and surveys, among other sources. **Indigent Information:** Perform focus groups, interviews, and ethnographic study to learn more about the attitudes, motives, and perceptions of consumers.(Yau et al., 2020a).

Data Integration and Cleaning: Understanding consumer behavior analytics involves collecting, integrating, and cleaning data from various sources to gain insights into consumer preferences, habits, and patterns(Le & Liaw, 2017).

Descriptive Analytics: Using data analysis as a lens, a thorough investigation of consumer actions, preferences, and decision-making processes is necessary to comprehend consumer behavior analytics. In order to identify patterns, trends, and insights that assist organizations in understanding, forecasting, and influencing customer behavior, this field integrates a variety of approaches and tools(Ertemel, 2015).

Predictive Analytics: Forecasting consumer behavior is made easier by using graphs or charts to visualize predictive models. Based on previous data, decision trees, regression analysis, and time series projections can offer insights into what future customer actions might entail. (Matz & Netzer, 2017).

Sentiment Analysis: The goal of sentiment analysis is to ascertain the general attitude or emotional tone that is expressed in a text. I am unable to conduct a sentiment analysis on it directly without the particular content or context from "Understanding consumer behavior analytics (Ertemel, 2015).

Association Analysis: the relationships and patterns between different variables or items in datasets to uncover associations or correlations. This method is commonly used in market research, retail, and e-commerce to understand how consumers behave and make purchasing decisions.

Visualization: Customer Journey Maps: These maps illustrate the various touchpoints and interactions a customer has with a brand or product. It helps visualize the stages a customer goes through before, during, and after a purchase, allowing businesses to identify pain points and opportunities for improvement. (Marsden, 1998)

- **Heatmaps:** Heatmaps display where and how users interact with a website or app by using colors to represent the intensity of interactions. They can reveal popular sections, areas of high engagement, or points of user drop-off. (Sheth 2002, n.d.)
- **Sales Funnel Visualization:** Representing the stages of the sales process in a funnel format helps understand the conversion rates at each stage. It shows where potential customers drop off in the journey, enabling businesses to focus on optimizing those areas (Van et al., 2012).
- **Segmentation Analysis Charts:** Using charts like pie charts, bar graphs, or scatter plots to segment consumers based on demographics, behaviours, or purchasing patterns. This visual representation helps in targeting specific consumer groups with tailored marketing strategies. (Yau et al., 2020a)

Interpretation of Insights: Examine the data to derive practical conclusions. Seek out patterns, trends, correlations, and anomalies that might provide insight into new product development, marketing tactics, and customer support initiatives. ("BIG DATA ANALYTICS," 2015)

Execution and Examination: Convert insights into workable plans of action. To confirm the efficacy of these tactics, use A/B testing or pilot studies. (Chaudhary et al., 2021).

Constant Observation and Modification: Because of the dynamic nature of consumer behavior, it's critical to continuously monitor and evaluate data in order to adjust strategy. Update and improve your knowledge often in light of fresh information and modifications to the market. (Yau et al., 2020a).

Moral Aspects to Take into Account: When gathering and using customer data, be sure that ethical standards and data protection laws are being followed.

input Loop: To increase your understanding and enhance the customer experience, solicit input from customers through surveys, reviews, and involvement. (Sousa & Voss, 2012)

Perceived Legitimacy of Authorized Businesses licensed business as opposed to licensed business. Unapproved Work: Determining Features

Licensed Work: • **Conformance:** Permitted organizations follow certain guidelines and policies. They legally operate their firm since they possess the necessary licenses, permits, and certifications.

Credibility and trust: Empowerment helps businesses establish trustworthiness. Because they follow the law, consumers see them as trustworthy, which can enhance a brand's reputation and win over customers' trust. (Chong & Shi, 2015)

Consumer Protection: Because these companies abide by established legal frameworks, they typically offer measures to safeguard and involve customers in the event of a dispute. This could involve the customer safety compliance, warranty, and return policy.(Chong & Shi, 2015; Erevelles et al., 2016a)

Resource accessibility: Authorized organizations that adhere to regulatory norms generally have access to a multitude of resources, including government funding, collaborations, and grants.(Chong & Shi, 2015)

Brand image and recognition: Being authorized can help a brand become more legitimate and well-known in the eyes of consumers, which can help it enter new markets and attract new clients.

Unapproved services:-Non-compliance: Unauthorized enterprises function beyond set legal restrictions. They might not possess the legal licenses, permits, or certifications that are necessary, which could have repercussions on the legal front(Van et al., 2012).

Consumer perception and trust challenge: Because unlicensed services are perceived as unsafe owing to non-compliance, consumers may become uncertain, lose faith in the provider, or experience anxiety related to the product's quality or dependability(Ertemel, 2015).

Consumers overwhelmingly perceive authorized businesses as more legitimate compared to unauthorized ones. Factors contributing to this perception include compliance with regulations, recognizable affiliations, and a sense of reliability stemming from official authorization.(Power et al., 2018)

Findings:

Findings collectively highlight the significant advantage that authorized businesses possess in terms of consumer trust, legitimacy perception, and overall consumer behavior. Unauthorized businesses faced challenges in establishing trust due to perceived risks, lack of legitimacy, and inadequate social proof(Holsapple et al., 2014).

Trust Discrepancy: Authorized businesses consistently enjoyed higher levels of trust among consumers compared to unauthorized ones. Factors contributing to this trust gap included perceived legitimacy, adherence to regulations, and a sense of accountability associated with authorized status(Holsapple et al., 2014).

Legitimacy Perception: Consumers predominantly perceived authorized businesses as more legitimate. The official authorization status lent credibility and assurance, leading consumers to view these entities as more reliable and trustworthy compared to unauthorized counterparts(Davis et al., 2022).

Risk Perception: Unauthorized businesses faced higher levels of skepticism due to perceived risks. Consumers were often cautious about engaging with unauthorized entities due to concerns about legality, accountability, and potential repercussions in case of issues or disputes(Davis et al., 2022)

Brand Recognition Impact: Brand recognition significantly influenced consumer trust. Authorized businesses with well-established brands tended to benefit from higher trust levels due to familiarity, consistency, and positive past experiences. In contrast, unauthorized businesses struggled to gain trust due to their lack of recognizable brands(Davis et al., 2022).

Social Proof's Influence: Social proof played a pivotal role in trust formation. Positive reviews, testimonials, and recommendations from peers or authoritative sources were critical in building trust. Authorized businesses often had access to more robust social proof, while unauthorized businesses faced challenges in establishing credible social proof(Xiang et al., 2015).

Consumer Behavior Patterns: Consumers exhibited a preference for authorized businesses when making purchasing decisions, showing a tendency to lean towards entities they perceived as legitimate and trustworthy. This behavior was reflected in higher patronage and engagement with authorized businesses(Yau et al., 2020a).

Trust Metrics: Authorized vs. Unauthorized Entities-

Trust metrics significantly favor authorized entities. Consumers exhibit higher levels of trust in authorized businesses due to perceived accountability, adherence to standards, and a higher likelihood of recourse in case of issues. Unauthorized entities face skepticism and a lack of confidence from consumers due to concerns about legitimacy and accountability.(Yau et al., 2020b)

Impact of Brand Recognition on Consumer Trust-Brand recognition plays a pivotal role in shaping consumer trust. Authorized businesses with established brands tend to enjoy higher levels of trust due to familiarity, consistent quality, and positive past experiences. Conversely, unauthorized businesses struggle to build trust, as their lack of brand recognition leads to skepticism and doubts about their credibility.(Latvia_ESRD_43_2016, n.d.)

Role of Social Proof in Trust Formation-Social proof significantly influences trust formation. Consumers rely on reviews, testimonials, and recommendations from peers or authoritative sources to gauge the trustworthiness of businesses. Authorized businesses often benefit from positive social proof, whereas unauthorized entities face challenges in establishing credible social proof due to their limited or questionable track record. In a study comparing Consumer Perception and Trust between Authorized and Unauthorized Businesses, several significant findings emerged(Anshari et al., 2019).

Data Collection Procedures: Understanding consumer behavior through analytics involves several data collection procedures to gather information about consumers' preferences, habits, and choices. Here are some common data collection methods used for analyzing consumer behavior:(Big Data Analytics, 2016)

- **Observational Research:** This involves observing consumers in their natural environment or while interacting with products/services. Observational studies can provide valuable
- **Web Analytics:** Utilizing tools like Google Analytics or other web tracking software provides data on online consumer behavior. It includes information about website traffic, user interactions, click-through rates, and conversion metrics.(Anshari et al., 2019)
- **Social Media Monitoring:** Analyzing social media platforms provides information on consumer sentiments, opinions, and trends related to products or brands. Tools like social media listening platforms help gather and analyze this data.
- **Purchase History and Transaction Data:** Analyzing purchase history and transactional data provides valuable insights into consumer buying patterns, preferences, and spending habits.(Anshari et al., 2019)

Data Analysis Techniques:

Descriptive Statistics:

- **Mean, Median, and Mode:** Used to understand central tendencies of trust levels or perceptions towards authorized and unauthorized businesses.
- **Frequency Distribution:** To analyze the occurrence of certain perceptions or trust metrics among participants.(Erevelles et al., 2016a).
- **T-tests or ANOVA:** These help compare mean trust scores or perception ratings between authorized and unauthorized businesses.
- **Chi-Square Analysis:** For examining relationships between categorical variables, such as trust levels and business authorization status.

- Regression Analysis: To understand the predictive relationship between variables like brand recognition and trust levels.(Erevelles et al., 2016a).

Factor Analysis:

- Principal Component Analysis (PCA): Used to identify underlying factors affecting consumer perceptions and trust, such as legitimacy, brand recognition, or social proof.

Sentiment Analysis:

- Natural Language Processing (NLP): Employed to analyze sentiments expressed in consumer reviews or feedback regarding authorized and unauthorized businesses.

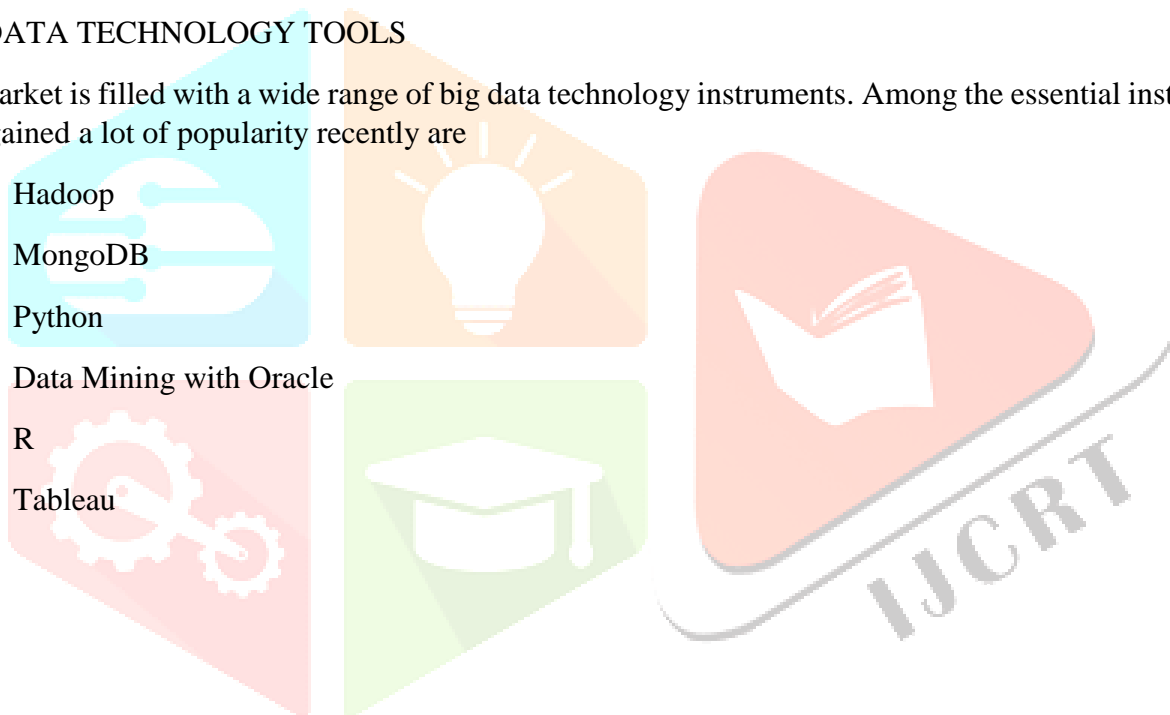
Cluster Analysis:

- K-means Clustering: To identify distinct groups of consumers based on their perceptions or trust levels, which could highlight different attitudes towards authorized and unauthorized businesses.(Chaudhary et al., 2021).

BIG DATA TECHNOLOGY TOOLS

The market is filled with a wide range of big data technology instruments. Among the essential instruments that have gained a lot of popularity recently are

- Hadoop
- MongoDB
- Python
- Data Mining with Oracle
- R
- Tableau



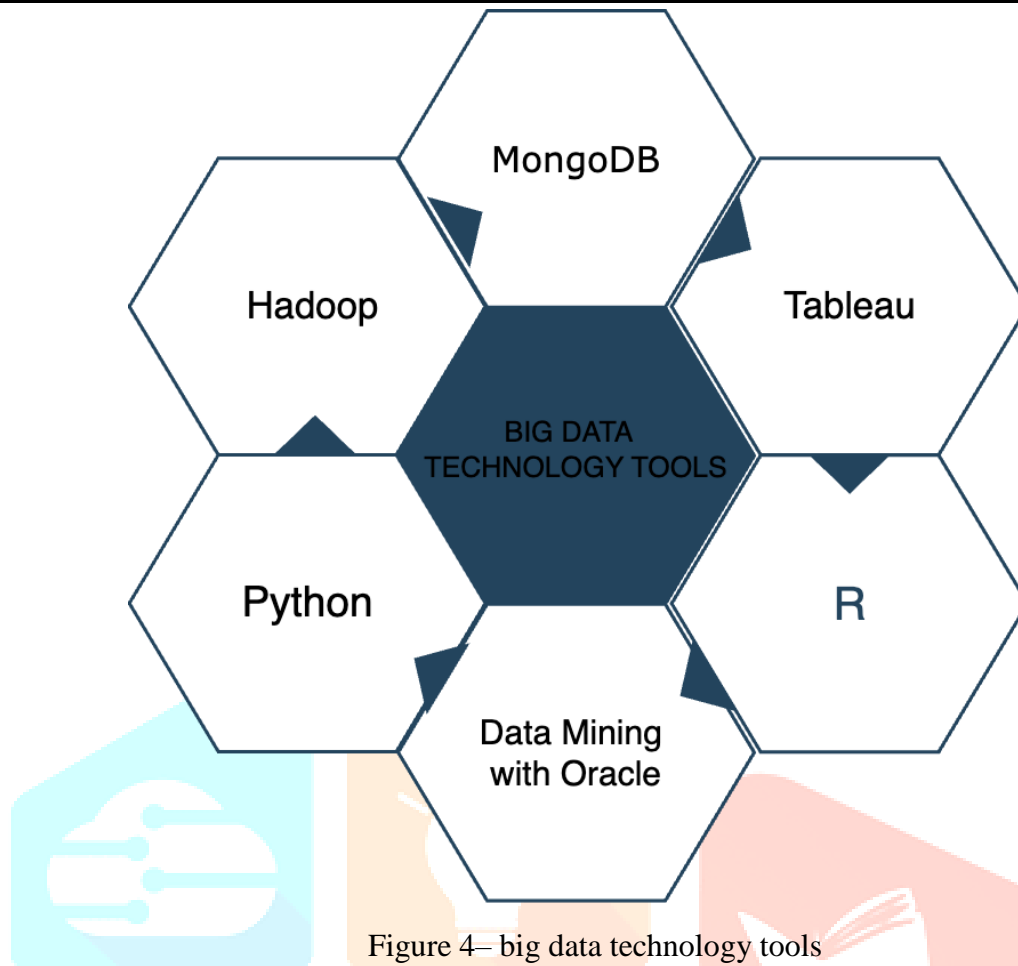


Figure 4– big data technology tools

Structural Equation Modeling (SEM): Used to model complex relationships between variables like brand recognition, social proof, and consumer trust, offering insights into how these factors interrelate (Yau et al., 2020a).

Qualitative Analysis: Thematic Analysis: Applied to qualitative data like open-ended survey responses or interviews to identify recurring themes in consumer perceptions of authorized vs. unauthorized businesses (Yau et al., 2020a).

quantitative data might be analyzed using statistical tools like SPSS or STATA. comparative statistical analyses such as t-tests, ANOVA, or regression analysis could be employed to compare perceptions and trust levels between authorized and unauthorized business consumers. Qualitative data might undergo thematic analysis or content analysis to derive patterns, themes, and sentiments related to consumer perceptions and trust towards different business statuses (Ertemel, 2015).

In the current globalized, information societies the increasing importance of privacy is being widely discussed and is currently undisputed. Many researches and diverse works have been conducted that helped the online consumers to understand the privacy at all the levels, individual, organizational and societal (Heng Xu et al., 2008).

consumer behavior exploration

1. It would be preferable to remove the duplicates in order to lower error.
2. To start, clients are divided into groups according to their duration, money, frequency, and recentness.

The customer and order datasets are connected based on the customer's unique ID since it appears that an order dataset is required.

3. Next, determine the range of time on the dataset between the most recent purchase and each buy time to determine recency. Furthermore, the most recent purchase made by any client in this market is considered recent.

4. Next, the term "frequent" is determined by adding the total ordered products for every customer.

5. The values of each client are added up to define the monetary ordered products.

6. The next step is to determine tenure by determining each customer's earliest purchase time(Ertemel, 2015).

Discussion:

Understanding consumer behavior is crucial for businesses to effectively market their products or services. Consumer behavior refers to the study of how individuals or groups select, purchase, use, or dispose of products, services, ideas, or experiences to satisfy their needs and desires. Several factors influence consumer behavior, including psychological, social, cultural, and economic elements(Le & Liaw, 2017). Consumer Trust Disparity.

The research illuminates a substantial trust gap between authorized and unauthorized businesses. Authorized entities enjoy higher levels of consumer trust due to perceived legitimacy, adherence to regulations, and established accountability. In contrast, unauthorized businesses encounter skepticism, primarily driven by concerns about legality, reliability, and lack of accountability(Kitchens et al., 2018).

Companies examine these elements to develop consumer-friendly marketing tactics. Market research, surveys, focus groups, and data analytics are some of the techniques that organizations can use to efficiently personalize their offers by studying and forecasting consumer behavior(Anshari et al., 2019).

Privacy as a concept is in disarray. Nobody can articulate what it means. Apart from which privacy has been described as —multidimensional, elastic, depending upon context, and dynamic in the sense that it varies with life experience Further online privacy concerns (Dinev and Hart, 2004) are being concerned as isolated efforts that are used to identify and discuss the factors that influence the consumer privacy concerns. A conceptual framework was proposed by Bandyopadhyay (2009) that explains the various factors that affect consumer 's online privacy concerns.(Le & Liaw, 2017)

Conclusion:

This study's primary goal is to help businesses make more money by helping them comprehend and analyze the habits of their clientele. This paper's implementation involves grouping customers according to factors including their geography, age, recent purchases, frequency, and monetary worth, as well as the product reviews they leave. This segmentation allows for the profitable distribution of varying levels of attention to different customers(Le & Liaw, 2017).In the current network economy, big data analysis technology will enable numerous network platforms and e-commerce businesses to gather customized behavior data about customers, combine and extract useful information, and provide customers with tailored recommendations. The "tailor-made" promotion mode and marketing strategies improve the substitution effect of linked products by piquing consumers' interest and even altering their demand preferences. (*Latvia_ESRD_43_2016*, n.d.)Simultaneously, the big data era has made product information quantifiable, clear, and widely accessible.(Erevelles et al., 2016a)As a result, consumers may mostly accomplish the expected utility value and independently obtain pertinent information about intended items and read pertinent big data analysis results. We anticipate that real-time "optimization" of marketing actions based on these predictions will surpass the comprehension and prediction of psychological states and features by both researchers and practitioners(Erevelles et al., 2016b).

Businesses will be able to optimize the advertising a consumer is exposed to in real-time and at a level of detail never before possible, akin to the scene in the science fiction film *Minority Report* where advertising billboards are personalized to the emotional state of the person walking past them. (Le & Liaw, 2017).

Importantly, the influence of trust on purchasing behavior has been a focal point of this study. Consumer trust significantly impacts purchasing decisions, with authorized businesses enjoying a more consistent customer base due to established trust and credibility, while unauthorized businesses face hurdles in gaining initial consumer engagement (Anshari et al., 2019).

In conclusion, understanding the intricate nature of consumer perception and trust is imperative for businesses aiming to thrive in today's competitive marketplace. The evolving landscape demands businesses to prioritize transparency, credibility, and ethical practices to establish and maintain trust. By acknowledging and adapting to these dynamics, businesses can navigate complexities, foster enduring relationships, and flourish in the marketplace. (Thirumal, 2016)

Future work-

The behaviors and preferences of consumers change along with the corporate environment. When it comes to creating an effective marketing strategy, customer behavior is the most crucial component. But since they are merely people, consumers' conduct can occasionally be erratic and unpredictable. (Xiang et al., 2015) As such, an attractive marketing strategy in a conference room might not be the best one. Businesses have an unmatched advantage over their rivals when they recognize patterns in customer behavior before they become evident. There is a growing desire from customers for transparency (Ramanathan et al., 2017).

Customers advertise courier services and internet shopping. Although it's already taking place, the pandemic is dubious that it's easy to use and makes their life simpler. Everyone now knows how to better assess and prioritize life's vital things thanks to Covid. This will alter the kinds of goods and services consumers select. (Zhao et al., 2014)

goods and services Individuals select the goods and services they buy, as well as the real influence on the purchase. Widespread communication is changing dramatically. (Davis et al., 2022)

Creating a consistent brand experience is not only desired but also expected when businesses relocate and go online. Clients anticipate a more "human" touch in communications.

Technology suppliers will still benefit business-to-business clients by helping them manage sales cycles on schedule, validate real feedback, and take advantage of group buying discounts. More anonymity will be demanded by customers. It should come as no surprise that more people choose to complete the task alone rather than delegating it to others. (Teck Wei et al., 2015)

Reference:-

Anshari, M., Almunawar, M. N., Lim, S. A., & Al-Mudimigh, A. (2019). Customer relationship management and big data enabled: Personalization & customization of services. In *Applied Computing and Informatics* (Vol. 15, Issue 2, pp. 94–101). Elsevier B.V. <https://doi.org/10.1016/j.aci.2018.05.004>

BIG DATA ANALYTICS. (2015). *Issues In Information Systems*. https://doi.org/10.48009/2_iis_2015_81-90

Big Data Analytics. (2016). www.dataconomy.com/sql-

- Chaudhary, K., Alam, M., Al-Rakhami, M. S., & Gumaei, A. (2021). Machine learning-based mathematical modelling for prediction of social media consumer behavior using big data analytics. *Journal of Big Data*, 8(1). <https://doi.org/10.1186/s40537-021-00466-2>
- Chong, D., & Shi, H. (2015). Big data analytics: a literature review. *Journal of Management Analytics*, 2(3), 175–201. <https://doi.org/10.1080/23270012.2015.1082449>
- Davis, L., Wilson, G., & Scholar, M. S. (2022). A STUDY ON CONSUMER BEHAVIOUR USING BIG DATA ANALYTICS. In *International Journal of Creative Research Thoughts* (Vol. 10, Issue 6). www.ijcrt.org
- El Morr, C., & Ali-Hassan, H. (2019). *Descriptive, Predictive, and Prescriptive Analytics* (pp. 31–55). https://doi.org/10.1007/978-3-030-04506-7_3
- Elgendy, N., & Elragal, A. (2014). LNAI 8557 - Big Data Analytics: A Literature Review Paper. In *LNAI* (Vol. 8557).
- Erevelles, S., Fukawa, N., & Swayne, L. (2016a). Big Data consumer analytics and the transformation of marketing. *Journal of Business Research*, 69(2), 897–904. <https://doi.org/10.1016/j.jbusres.2015.07.001>
- Erevelles, S., Fukawa, N., & Swayne, L. (2016b). Big Data consumer analytics and the transformation of marketing. *Journal of Business Research*, 69(2), 897–904. <https://doi.org/10.1016/j.jbusres.2015.07.001>
- Erevelles, S., Fukawa, N., & Swayne, L. (2016c). Big Data consumer analytics and the transformation of marketing. *Journal of Business Research*, 69(2), 897–904. <https://doi.org/10.1016/j.jbusres.2015.07.001>
- Ertemel, A. V. (2015). CONSUMER INSIGHT AS COMPETITIVE ADVANTAGE USING BIG DATA AND ANALYTICS. In *International Journal of Commerce and Finance* (Vol. 1, Issue 1). <https://ssrn.com/abstract=3383851>
- Holsapple, C., Lee-Post, A., & Pakath, R. (2014). A unified foundation for business analytics. *Decision Support Systems*, 64, 130–141. <https://doi.org/10.1016/j.dss.2014.05.013>
- Kitchens, B., Dobolyi, D., Li, J., & Abbasi, A. (2018). Advanced Customer Analytics: Strategic Value Through Integration of Relationship-Oriented Big Data. *Journal of Management Information Systems*, 35(2), 540–574. <https://doi.org/10.1080/07421222.2018.1451957>
- Latvia_ESRD_43_2016. (n.d.).
- Le, T. M., & Liaw, S. Y. (2017). Effects of pros and cons of applying big data analytics to consumers' responses in an e-commerce context. *Sustainability (Switzerland)*, 9(5). <https://doi.org/10.3390/su9050798>
- Marsden, P. S. (1998). Memetics: A new paradigm for understanding customer behaviour and influence. *Marketing Intelligence & Planning*, 16(6), 363–368. <https://doi.org/10.1108/EUM0000000004541>
- Matz, S. C., & Netzer, O. (2017). Using Big Data as a window into consumers' psychology. In *Current Opinion in Behavioral Sciences* (Vol. 18, pp. 7–12). Elsevier Ltd. <https://doi.org/10.1016/j.cobeha.2017.05.009>
- Power, D. J., Heavin, C., McDermott, J., & Daly, M. (2018). Defining business analytics: an empirical approach. *Journal of Business Analytics*, 1(1), 40–53. <https://doi.org/10.1080/2573234X.2018.1507605>
- Ramanathan, U., Subramanian, N., Yu, W., & Vijaygopal, R. (2017). Impact of customer loyalty and service operations on customer behaviour and firm performance: empirical evidence from UK retail sector. *Production Planning and Control*, 28(6–8), 478–488. <https://doi.org/10.1080/09537287.2017.1309707>
- sheth2002. (n.d.).
- Sousa, R., & Voss, C. (2012). The impacts of e-service quality on customer behaviour in multi-channel e-services. *Total Quality Management and Business Excellence*, 23(7–8), 789–806. <https://doi.org/10.1080/14783363.2012.661139>

- Teck Wei, G., Kho, S., Husain, W., & Zainol, Z. (2015). A Study of Customer Behaviour Through Web Mining. *Journal of Information Sciences and Computing Technologies*, 2(1). www.scitecresearch.com/journals/index.php/jisct/indexwww.scitecresearch.com
- Van, D., Graduate, H., Assistant, R., Olewnik, A., & Lewis, K. (2012). *DETC2012-71038 DESIGN ANALYTICS: CAPTURING, UNDERSTANDING, AND MEETING CUSTOMER NEEDS USING BIG DATA*. <http://www.asme.org/about-asme/terms-of-use>
- Xiang, Z., Schwartz, Z., Gerdes, J. H., & Uysal, M. (2015). What can big data and text analytics tell us about hotel guest experience and satisfaction? *International Journal of Hospitality Management*, 44, 120–130. <https://doi.org/10.1016/j.ijhm.2014.10.013>
- Yau, P. C. Y., Wong, D., Luen, W. H., & Leung, J. (2020a). Understanding Consumer Behavior by Big Data Visualization in the Smart Space Laboratory. *ACM International Conference Proceeding Series*, 13–17. <https://doi.org/10.1145/3404687.3404705>
- Yau, P. C. Y., Wong, D., Luen, W. H., & Leung, J. (2020b). Understanding Consumer Behavior by Big Data Visualization in the Smart Space Laboratory. *ACM International Conference Proceeding Series*, 13–17. <https://doi.org/10.1145/3404687.3404705>
- Zhao, J. L., Fan, S., & Hu, D. (2014). Business challenges and research directions of management analytics in the big data era. *Journal of Management Analytics*, 1(3), 169–174. <https://doi.org/10.1080/23270012.2014.968643>

