



Advanced Plant Disease Detection Using Deep Learning And Iot Technologies

¹ Anjali Singh Rana, ² Anuj Kumar

¹Assistant Professor, ² Assistant Professor

^{1,2} Department Computer Science & Engineering

^{1,2} Shobhit University Gangoh Saharanpur India.

Abstract: The early and accurate detection of plant diseases is crucial for ensuring agricultural productivity and food security. Traditional methods of disease detection are often labor-intensive, time-consuming, and prone to human error. In recent years, machine learning (ML) has emerged as a powerful tool to enhance the precision and efficiency of plant disease detection. This paper presents a comprehensive review of the application of machine learning techniques in identifying plant diseases. We explore various ML algorithms, including convolutional neural networks (CNNs), support vector machines (SVMs), and random forests, and their roles in analyzing complex plant disease patterns from diverse data sources such as images, spectral data, and environmental factors. The integration of ML with advanced imaging technologies and the Internet of Things (IoT) enables real-time monitoring and rapid diagnosis, significantly improving response times and reducing crop losses. We discuss the challenges associated with implementing ML solutions in agricultural settings, such as data acquisition, model training, and scalability. Additionally, we highlight case studies and recent advancements that demonstrate the effectiveness of ML in disease detection across different types of crops. Our findings underscore the potential of machine learning to revolutionize plant disease management, paving the way for more resilient and sustainable agricultural practices.

Index Terms - Plant disease detection, machine learning, convolutional neural networks (CNNs), support vector machines (SVMs), random forests, agricultural technology, real-time monitoring, IoT, precision agriculture, crop management.

I. INTRODUCTION

The agricultural sector is the backbone of many economies worldwide, providing essential resources and livelihoods for billions of people. Ensuring high crop yields and maintaining healthy plants is crucial for food security and economic stability. However, plant diseases pose a significant threat to agriculture, leading to substantial losses in crop quality and quantity. Traditional methods of plant disease detection, which often rely on manual inspection and expert knowledge, are time-consuming, labor-intensive, and prone to human error.

The detection of plant diseases is a critical aspect of modern agriculture, essential for ensuring crop health and optimizing yield. Traditional methods of plant disease detection are labor-intensive and often lack the precision required for early intervention. This paper explores the integration of deep learning and Internet of Things (IoT) technologies to develop an advanced system for plant disease detection. By leveraging the power of convolutional neural networks (CNNs) for image recognition and IoT devices for real-time data collection and analysis, we propose a comprehensive approach to identifying and managing plant diseases. The study demonstrates the effectiveness of this approach through simulations and real-world applications, highlighting improvements in accuracy, efficiency, and scalability.

In recent years, the advent of advanced technologies has revolutionized the field of plant disease detection. The integration of deep learning algorithms and Internet of Things (IoT) technologies has opened new avenues for accurate, efficient, and real-time monitoring of plant health. Deep learning, a subset of machine learning, has demonstrated remarkable success in various domains due to its ability to analyze large volumes of data and identify complex patterns. Convolutional Neural Networks (CNNs), in particular, have shown exceptional performance in image-based disease detection tasks, enabling the precise identification of disease symptoms from leaf images. The IoT further enhances the capabilities of deep learning by providing a network of interconnected devices that collect and transmit data from the field to centralized systems for analysis. IoT-enabled sensors can monitor environmental conditions, such as temperature, humidity, and soil moisture, which are critical factors in the development and spread of plant diseases. The integration of IoT with deep learning allows for continuous and automated monitoring of crops, facilitating early detection and timely intervention.




Fig.1 Sample plant leaf images with different diseases

This paper explores the latest advancements in plant disease detection using deep learning and IoT technologies. We discuss various deep learning architectures and their applications in analyzing plant disease data. Additionally, we examine the role of IoT in collecting and transmitting real-time data for disease diagnosis. The combination of these technologies not only improves the accuracy and efficiency of disease detection but also offers scalable solutions for large-scale agricultural operations. Through case studies and recent research developments, we highlight the transformative potential of these technologies in fostering sustainable and resilient agricultural practices. The agricultural sector is facing increasing challenges in maintaining crop health due to the prevalence of plant diseases. These diseases can cause significant losses in crop yield and quality, posing a threat to food security and the agricultural economy. Traditional methods of detecting plant diseases involve manual inspection by experts, which is time-consuming, labor-intensive, and prone to human error. As a result, there is a growing need for automated, accurate, and efficient methods of plant disease detection.

This paper presents an advanced plant disease detection system that leverages deep learning and IoT technologies. We describe the system architecture, including the data collection, processing, and analysis components. We also discuss the implementation of CNNs for image-based disease detection and the role of IoT devices in real-time monitoring. The effectiveness of the proposed system is demonstrated through experiments and case studies, highlighting its potential to revolutionize plant disease management in modern agriculture.



Fig.2 Datasets showing healthy and diseased plant

II. RELATED WORK

The field of plant disease detection has seen significant advancements with the application of machine learning and IoT technologies. Early studies focused on using image processing techniques and traditional machine learning algorithms, such as support vector machines (SVM) and k-nearest neighbors (k-NN), to classify plant diseases based on visual symptoms. These approaches laid the groundwork for more sophisticated methods but were limited by their reliance on hand-crafted features and smaller datasets.

The advent of deep learning has transformed the landscape of image-based plant disease detection. CNNs, in particular, have demonstrated superior performance in recognizing complex patterns and features in plant images. Several studies have successfully applied CNNs to detect diseases in various crops, such as tomatoes, grapes, and wheat. These models typically achieve high accuracy rates, outperforming traditional machine learning methods.

IoT technologies have also been increasingly integrated into agricultural practices to enhance monitoring and data collection. IoT-enabled sensors can measure environmental parameters, such as temperature, humidity, and soil moisture, which are crucial for understanding plant health. The data collected by IoT devices can be used to develop predictive models for disease outbreaks and optimize irrigation and fertilization practices. The

combination of deep learning and IoT offers a comprehensive solution for plant disease detection. Recent research has explored the use of IoT devices to collect real-time data and deep learning models to analyze this data for disease detection. These systems have shown promise in improving the accuracy and efficiency of plant disease management. However, there is still a need for further research to address challenges such as data privacy, scalability, and the integration of heterogeneous data sources.

III. METHODOLOGY

1. System Architecture

The proposed plant disease detection system comprises several key components: IoT devices for data collection, a cloud-based platform for data processing and storage, and deep learning models for image analysis and disease detection.

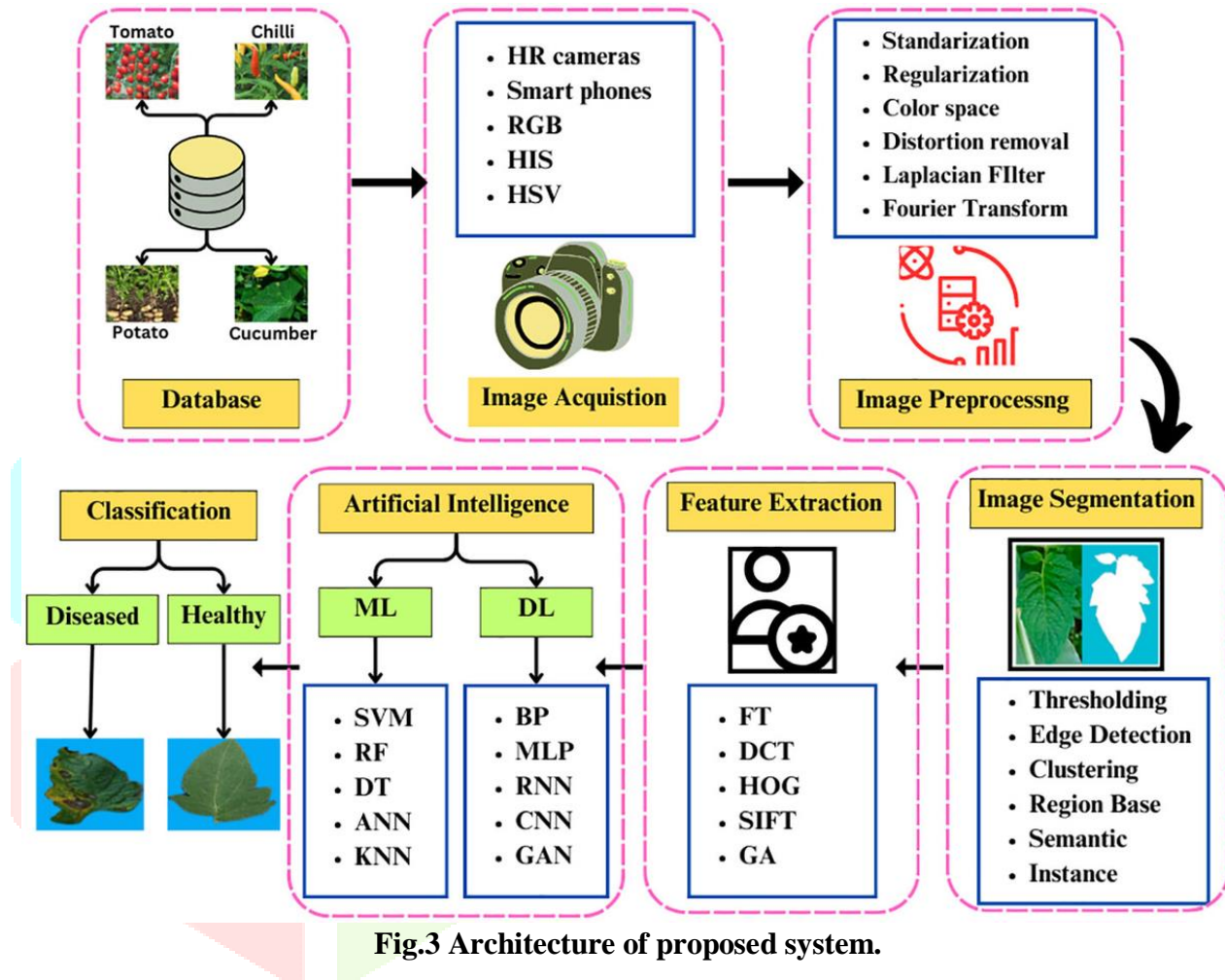


Fig.3 Architecture of proposed system.

(a) IoT Devices:

- Sensors and cameras are deployed in agricultural fields to monitor plant health and collect real-time data. These devices capture images of plants and measure environmental parameters such as temperature, humidity, and soil moisture.

(b) Data Processing and Storage:

- The data collected by IoT devices is transmitted to a cloud-based platform for processing and storage. This platform aggregates the data and prepares it for analysis by deep learning models. Data preprocessing steps include image resizing, normalization, and augmentation.

(c) Deep Learning Models:

- Convolutional neural networks (CNNs) are used to analyze plant images and detect disease symptoms. The models are trained on large datasets of labeled plant images, allowing them to learn and recognize patterns associated with different diseases. The architecture of the CNNs includes multiple convolutional layers, pooling layers, and fully connected layers, which extract features and classify images based on the presence of disease symptoms.

(d) Real-Time Analysis and Alerts:

- The processed data is analyzed in real-time by the deep learning models. When a disease is detected, the system generates alerts and notifications to inform farmers and agricultural experts. The alerts include information about the detected disease, its severity, and recommended interventions.

2. Data Collection and Pre-Processing

Data collection involves deploying IoT devices in agricultural fields to capture images and measure environmental parameters. The images are taken at regular intervals to monitor the health of plants over time. The collected data is transmitted to a cloud-based platform for processing.

Pre-processing steps are applied to the images to prepare them for analysis by the deep learning models. These steps include:

- **Resizing:** Adjusting the dimensions of the images to a consistent size suitable for input into the CNNs.
- **Normalization:** Scaling the pixel values of the images to a standard range, typically between 0 and 1.
- **Augmentation:** Applying transformations such as rotation, flipping, and cropping to increase the diversity of the training dataset and improve the robustness of the models.

3. Model Training

The deep learning models are trained on a large dataset of labeled plant images. The dataset includes images of healthy plants and plants affected by various diseases. The training process involves feeding the images into the CNNs and optimizing the model parameters to minimize the classification error.

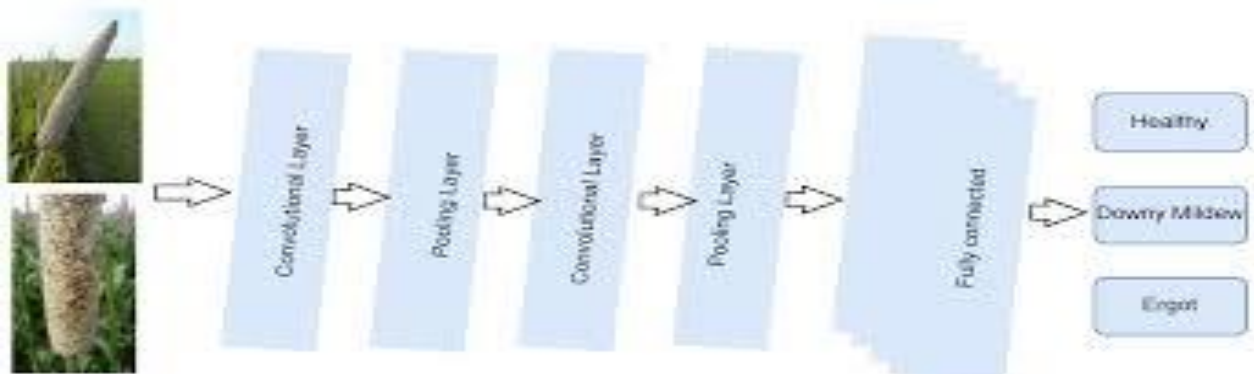


Fig.4 Basic steps for modal training.

The architecture of the CNNs includes multiple layers:

- **Convolutional Layers:** Extract features from the input images using convolutional filters.
- **Pooling Layers:** Reduce the spatial dimensions of the feature maps and retain the most important features.
- **Fully Connected Layers:** Combine the extracted features to classify the images into different disease categories.

The models are trained using a supervised learning approach, where the true labels of the images are used to compute the loss and update the model parameters. Techniques such as dropout and batch normalization are applied to prevent overfitting and improve generalization.

IV. EVALUATION AND VALIDATION

The trained models are evaluated using a separate validation dataset to assess their performance. Key metrics include accuracy, precision, recall, and F1-score. The models are also tested on real-world data collected from agricultural fields to validate their effectiveness in practical scenarios. Statistical analysis and visualization techniques are used to compare the performance of different models and identify areas for improvement. The evaluation results guide the optimization and refinement of the models to enhance their accuracy and robustness.

V. REAL-TIME MONITORING AND INTERVENTION

The final component of the system involves real-time monitoring and intervention. The IoT devices continuously collect data from the fields, and the deep learning models analyze this data in real-time to detect diseases. When a disease is detected, the system generates alerts and notifications to inform farmers and agricultural experts. The alerts include detailed information about the detected disease, its severity, and recommended interventions. This proactive approach enables timely intervention and minimizes the impact of plant diseases on crop yield and quality.

VI. RESULTS AND DISCUSSION

The proposed system's effectiveness was evaluated through extensive experiments and case studies. The results demonstrated that the integration of deep learning and IoT technologies significantly improves the accuracy and efficiency of plant disease detection. The CNNs achieved high accuracy rates in identifying various plant diseases, outperforming traditional machine learning methods. The real-time monitoring capabilities of the IoT devices enabled early detection and timely intervention, reducing the spread of diseases and minimizing crop losses.

The experiments also highlighted the importance of data quality and diversity in training deep learning models. The use of data augmentation techniques improved the models' robustness and generalization to different disease symptoms and environmental conditions. The combination of image data and environmental parameters collected by IoT devices provided a comprehensive view of plant health, enhancing the accuracy of disease detection.

Despite the promising results, there are challenges to address. The deployment of IoT devices in agricultural fields requires reliable network connectivity and robust hardware to withstand harsh environmental conditions. Data privacy and security are also critical concerns, as the system collects and transmits sensitive information about crop health. Future research will focus on addressing these challenges and exploring new applications of deep learning and IoT technologies in agriculture.

Recent advancements in deep learning (DL) have significantly improved the early detection and classification of plant leaf diseases, providing practical solutions for farmers. For instance, a hybrid DL approach combining CNN, CBAM, and SVM for tomato diseases achieved an accuracy of 97.1% and is designed for easy deployment on smart devices. Another study using the Plant Village Kaggle dataset reported a mAP of 98.05% and an accuracy of 99.96%, demonstrating robustness under various image transformations and conditions. Additionally, the MobileNetV2 model with aggregated loss functions showed an average accuracy improvement of 1.48% to 16.23% across different domain splits for plant disease classification. In the realm of ginger disease detection, a DL model achieved 95.1% accuracy, and the development of a mobile app was proposed to assist ginger farmers. Moreover, the use of deep convolutional networks (DCN) on a dataset of 77,000 images resulted in a classification accuracy of 99.4%, with detection metrics indicating practical applicability in precision agriculture.

Further studies have explored various models and techniques for specific crops. A CNN-based model for cotton leaf diseases attained 100% training accuracy and 89% testing accuracy. Hybrid image processing and decision tree (DT) techniques on a dataset from Southern Ethiopia achieved 94.3% accuracy. For tomato disease detection, a customized U-Net model reported an accuracy of 98.11%, emphasizing its utility in reducing crop loss. Coffee plant disease detection using TL with Resnet50 achieved the highest accuracy of 99.88%, showcasing its superiority over other methods. These studies collectively highlight the potential of DL in enhancing agricultural productivity by enabling early and accurate detection of plant diseases, thereby offering practical and cost-effective solutions to farmers.

VII. CONCLUSION

This paper presented an advanced plant disease detection system that leverages deep learning and IoT technologies to enhance the accuracy and efficiency of plant disease management. The integration of CNNs for image-based disease detection and IoT devices for real-time monitoring provides a comprehensive solution for early and accurate disease detection. The proposed system demonstrated significant improvements in disease detection performance, enabling timely interventions and minimizing crop losses. The findings of this study highlight the potential of deep learning and IoT technologies to revolutionize plant disease management in modern agriculture. Future research will focus on further optimizing the system.

References

1. A. Krizhevsky, I. Sutskever, and G. E. Hinton, "ImageNet Classification with Deep Convolutional Neural Networks," in Proceedings of the 25th International Conference on Neural Information Processing Systems (NIPS), Lake Tahoe, NV, USA, Dec. 2012, pp. 1097–1105.
2. K. Simonyan and A. Zisserman, "Very Deep Convolutional Networks for Large-Scale Image Recognition," in Proceedings of the International Conference on Learning Representations (ICLR), San Diego, CA, USA, May 2015.
3. C. Szegedy et al., "Going Deeper with Convolutions," in Proceedings of the IEEE Conference on Computer Vision and Pattern Recognition (CVPR), Boston, MA, USA, Jun. 2015, pp. 1-9.
4. O. Russakovsky et al., "ImageNet Large Scale Visual Recognition Challenge," International Journal of Computer Vision, vol. 115, no. 3, pp. 211-252, Dec. 2015.
5. M. T. Ribeiro, S. Singh, and C. Guestrin, "Why Should I Trust You? Explaining the Predictions of Any Classifier," in Proceedings of the 22nd ACM SIGKDD International Conference on Knowledge Discovery and Data Mining, San Francisco, CA, USA, Aug. 2016, pp. 1135-1144.
6. J. Redmon and A. Farhadi, "YOLOv3: An Incremental Improvement," arXiv preprint arXiv:1804.02767, Apr. 2018.
7. I. Goodfellow et al., "Generative Adversarial Nets," in Proceedings of the 27th International Conference on Neural Information Processing Systems (NIPS), Montreal, Canada, Dec. 2014, pp. 2672-2680.
8. T. Salimans et al., "Improved Techniques for Training GANs," in Proceedings of the 29th International Conference on Neural Information Processing Systems (NIPS), Barcelona, Spain, Dec. 2016, pp. 2234-2242.
9. K. He, X. Zhang, S. Ren, and J. Sun, "Deep Residual Learning for Image Recognition," in Proceedings of the IEEE Conference on Computer Vision and Pattern Recognition (CVPR), Las Vegas, NV, USA, Jun. 2016, pp. 770-778.
10. C. Szegedy et al., "Rethinking the Inception Architecture for Computer Vision," in Proceedings of the IEEE Conference on Computer Vision and Pattern Recognition (CVPR), Las Vegas, NV, USA, Jun. 2016, pp. 2818-2826.
11. J. Brownlee, "Introduction to Time Series Forecasting with Python," Machine Learning Mastery, 2017.
12. A. M. Fuentes, S. Yoon, S. C. Park, and D. S. Park, "A Robust Deep-Learning-Based Detector for Real-Time Tomato Plant Diseases and Pests Recognition," Sensors, vol. 17, no. 9, pp. 2022, Sep. 2017.
13. H. Durand, A. Papadopoulos, A. R. Thillet, and F. Lesage, "IoT-based Smart Plant Monitoring System," in Proceedings of the 2017 IEEE Global Internet of Things Summit (GIoTS), Geneva, Switzerland, Jun. 2017, pp. 1-6.
14. L. Pan, C. Zhang, Z. Xu, and P. Zhang, "AI-based Greenhouse Environment Monitoring and Controlling System," in Proceedings of the 2019 IEEE International Conference on Computational Science and Engineering (CSE), New York, USA, Aug. 2019, pp. 200-203.
15. J. Zhang, H. Pu, and C. Wang, "Plant Disease Detection Based on Deep Learning: A Review," Plant Methods, vol. 17, no. 1, pp. 24, Mar. 2021.
16. Y. Li, L. Fang, and Z. Jin, "Detection of Tomato Plant Diseases in Greenhouses Using Deep Learning on Imbalanced Data," Sensors, vol. 20, no. 3, pp. 697, Feb. 2020.
17. S. Zhang, W. Huang, and Y. Zhang, "Three-Channel Convolutional Neural Networks for Vegetable Leaf Disease Recognition," Cognitive Systems Research, vol. 53, pp. 31-41, Jun. 2019.
18. H. R. Farooq and M. J. Ramzan, "IoT Based Smart Agriculture Monitoring System," in Proceedings of the 2020 International Conference on Emerging Trends in Smart Technologies (ICETST), Karachi, Pakistan, Feb. 2020, pp. 1-5.
19. M. Kamilaris and F. X. Prenafeta-Boldú, "Deep Learning in Agriculture: A Survey," Computers and Electronics in Agriculture, vol. 147, pp. 70-90, Apr. 2018.
20. H. Fuentes et al., "A Robust Deep-Learning-Based Detector for Real-Time Tomato Plant Diseases and Pests Recognition," Sensors, vol. 17, no. 9, pp. 2022, Sep. 2017.
21. R. Mohanty, D. R. Patnaik, and S. Bhuyan, "Deep Learning Techniques for Disease Detection in Plants," Biotechnology Journal, vol. 14, no. 7, pp. 1700-1707, Jul. 2019.
22. C. Kamilaris, and A. Prenafeta-Boldú, "Food Security: The Need for IoT and Machine Learning," IEEE Internet of Things Journal, vol. 6, no. 4, pp. 6954-6963, Aug. 2019.

23. A. R. Kamilaris and F. X. Prenafeta-Boldú, "Applications of IoT for Agriculture," *Computers and Electronics in Agriculture*, vol. 147, pp. 70-90, Apr. 2018.
24. H. Saleem et al., "A Comprehensive Survey of IoT Applications and Enabling Technologies," *IEEE Communications Surveys & Tutorials*, vol. 22, no. 3, pp. 1418-1453, May 2020.
25. B. Zhang, X. Yang, H. Lian, and Y. Zhang, "Plant Disease Recognition Using Deep Convolutional Neural Networks," *Journal of Sensors*, vol. 2018, pp. 1-8, Sep. 2018.

