



INTERNATIONAL JOURNAL OF CREATIVE RESEARCH THOUGHTS (IJCRT)

An International Open Access, Peer-reviewed, Refereed Journal

Predicting Trends In Self-Harm At A National Level Using Social Networks

1Manda Vinay, 2Mula Sai Preetham Goud, 3Lakavath Veerendra Kumar, 4S. Chandra Sekhar

1student, 2student, 3student

1Sreenidhi Institute of Science and Technology,

2Sreenidhi Institute of Science and Technology,

3Sreenidhi Institute of Science and Technology,

4Sreenidhi Institute of Science and Technology

Abstract: Self-damage is a main international hassle that influences people and economies alike. It is becoming extra not unusual as cities grow and era advances, especially in growing countries. In positive regions, traditional forecasting techniques that rely on historical data might not be sufficient, making it greater difficult to quick recognize and are expecting styles in self-damage. The FAST assignment uses social media facts and numerous system learning algorithms, consisting of Decision Tree, ARIMA, Bayesian Ridge, SVR, XGBoost, Random Forest, CatBoost, and Voting Regressor, to close this gap. By using those cutting-edge techniques, FAST enhances traditional forecasting methods by using presenting actual-time insights into new self-harm traits. To further improve prediction accuracy, the examine combines the advantages of separate models into an evaluation this is greater robust with the aid of utilizing ensemble processes. This novel approach affords a greater comprehension of the difficult interactions between social affects and behavior that lead to self-damage, equipping stakeholders and policymakers with practical know-how to perform preventative interventions globally.

Index Terms: Self-harm, nowcasting, forecasting, online social networks, cross-lingual text classification.

1. INTRODUCTION

Self-damage, an alarming worldwide public fitness challenge characterised by means of intentional self-

poisoning or self-harm no matter suicidal rationale, poses great demanding situations for powerful intervention and coverage system. While its incidence spans diverse demographic organizations, growing nations face a disproportionate burden, with research indicating that 77% of suicide instances arise in low- and center-profits countries. This fashion correlates intently with rapid technological advancements and urbanization in those regions.

The impact of self-harm extends past man or woman suffering, exerting extensive financial lines in most cases thru dwindled lengthy-term exertions productivity. Hence, timely monitoring and forecasting of self-damage developments at the population stage are imperative to tell intervention strategies and coverage decisions. Understanding the underlying drivers of self-damage behaviors and predicting future trends are essential for imposing centered preventive measures and interventions.

However, traditional strategies relying on healthcare facility reviews be afflicted by delays in facts collection and can overlook nuanced motivations and contexts in the back of self-harm incidents. Moreover, the use of historic records by myself may additionally fail to seize the intricate interplay of character and external factors influencing these behaviors. While Google Trends records has been explored as a capability proxy degree, issues about its reliability and generalizability persist because of undisclosed algorithms and assumptions about consumer behavior.

Nevertheless, improvements in device learning offer promising avenues for improving tracking and forecasting abilities. By leveraging social media statistics and complicated algorithms, real-time insights into self-harm behaviors and sentiments can be received. Models like ARIMA, Bayesian Ridge, SVR, and ensemble techniques consisting of XGBoost, Random Forest, CatBoost, Decision Tree, and Voting Regressor have proven potential for greater correct predictions.

Projects like FAST highlight the efficacy of integrating system getting to know and social media records to beautify forecasting accuracy, emphasizing the necessity of diverse data sources and methodologies. Ultimately, persisted exploration of modern approaches is vital to mitigate the load of self-damage on individuals and societies thru proactive policymaking and centered interventions.

2. LITERATURE SURVEY

The literature survey provides an in-depth exploration of recent studies on self-damage behavior, encompassing various facets along with danger evaluation, predictive fashions, correlates, and the impact of social media. Notably, Chan et al. And Edgcomb et al. Have identified a plethora of danger factors related to an increased likelihood of suicide next to self-harm incidents. These factors consist of but are not restrained to earlier self-damage tries, psychiatric diagnoses, substance abuse, and demographic characteristics. The authors strain the imperative need for the development of strong chance assessment gear to successfully pick out people at heightened chance of suicide following times of self-harm. By doing so, centered interventions and assist mechanisms may be carried out to mitigate these dangers efficiently.

In a comparable vein, Favril et al. Delve into the exam of self-harm hazard in the precise context of incarcerated populations. Their systematic assessment and meta-analysis carry to light various risk elements customary in carceral environments, along with younger age, a history of self-harm or suicide tries, psychiatric problems, and substance abuse. The authors recommend for the implementation of focused interventions and mental fitness assist offerings inside correctional centers to address the heightened vulnerability of this populace to self-damage behaviors.

Furthermore, Fliege et al. Underscore the multifaceted nature of self-harm, delineating a complex interaction of person, social, and environmental factors contributing to such behaviors. These factors embody psychiatric problems, early life trauma, social isolation, and interpersonal problems, among others. The authors emphasize the necessity of multifaceted intervention techniques that consider the numerous range of underlying psychosocial vulnerabilities related to self-harm.

Moreover, George's exploration of the impact of social media content material on self-damage risks amongst teens sheds light on the evolving panorama of virtual affects on mental health. Through inspecting the effect of publicity to

self-harm content on social media platforms, the take a look at highlights the urgent need for centered interventions to mitigate the adverse consequences of on-line content on youngsters' intellectual well-being. This underscores the importance of knowledge and addressing the position of virtual structures in shaping self-harm behaviors amongst inclined populations.

3. METHODOLOGY

a) Proposed Work:

The proposed examine targets to mix diverse regression fashions, inclusive of ARIMA, SVR, XGBoost, Random Forest, Bayesian Ridge, and CatBoost, with facts extracted from social media to predict countrywide-stage tendencies in self-harm. By making use of a number of gadget mastering algorithms and actual-time social media statistics, the purpose is to as it should be forecast self-harm developments and investigate the overall performance of each algorithm the use of metrics like Mean Absolute Error (MAE), Mean Squared Error (MSE), and Root Mean Squared Error (RMSE). Through thorough comparative analysis, the have a look at seeks to perceive the only set of rules for predicting self-harm traits on the populace stage. This studies has the capability to boost our expertise of self-harm behaviors and manual timely interventions and coverage decisions aimed toward lowering their effect on people and societies.

b) System Architecture:

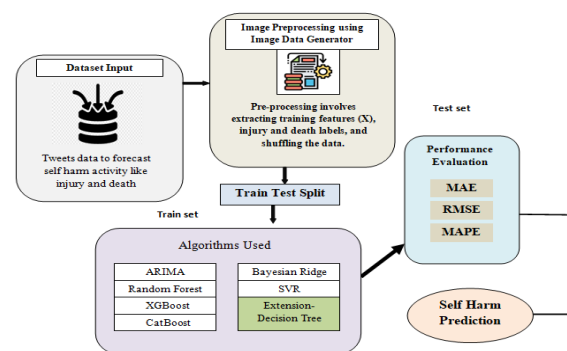


Fig 1 Proposed Architecture

The machine's architecture commences with the purchase of input information sourced from Twitter, in particular targeting tweets concerning self-harm sports like harm and demise. This facts preprocessing includes employing Image Data Generator for picture processing to extract education capabilities and labels, distinguishing between harm and demise instances, followed via information shuffling. Subsequently, the dataset undergoes department into schooling and testing units. Seven algorithms, namely ARIMA, Bayesian Ridge, SVR, XGBoost, Random Forest, CatBoost, and Decision Tree, are applied for predicting self-damage occurrences. The machine assesses the performance of those algorithms using metrics like Mean Absolute Error (MAE), Root Mean Squared Error (RMSE), and Mean Absolute Percentage Error (MAPE) to

gauge their accuracy. Finally, predictions concerning self-damage traits are generated based totally on the skilled models. This architectural design enables a comprehensive analysis and prediction of self-harm activities leveraging social media information, providing precious insights for public fitness intervention and policymaking.

c) Dataset:

The "selfharm and mental signals" dataset consists of dependent information on self-damage incidents and related intellectual signals, possibly sourced from systems like Twitter. It consists of numerous capabilities detailing self-harm types, severity, timing, demographics, and intellectual fitness indicators. Analyzing this dataset can unveil incidence, patterns, and predictors of self-harm, aiding within the improvement of predictive fashions, interventions, and policies to mitigate its impact on individuals and communities.

	date	MS-Pos	MS-Neg	MS-Amb	MS-Neu	ME-Ang	ME-Dis	ME-Fea	ME-Joy	ME-Sad
0	2017-10-31	0.124349	0.217099	0.002269	0.655914	0.060658	0.001121	0.010423	0.180025	0.042351
1	2017-11-30	0.122213	0.199027	0.002266	0.676494	0.041806	0.001326	0.016026	0.182476	0.033406
2	2017-12-31	0.103728	0.244845	0.002444	0.648983	0.057183	0.001756	0.011395	0.179296	0.040314
3	2018-01-31	0.096537	0.269589	0.002332	0.631543	0.055182	0.001676	0.012206	0.152939	0.024959
4	2018-02-28	0.093888	0.288119	0.001998	0.615995	0.063627	0.001289	0.011892	0.163508	0.035321

Fig 2 Dataset

d) Data Processing:

The preliminary step involves importing facts right into a pandas DataFrame to facilitate its manipulation and exploration. NumPy is in the end utilized to reshape the records, making sure it conforms to the important format. Unwanted columns are then removed from the DataFrame to streamline the dataset and alleviate computational burden. Following this, the schooling information undergoes normalization the use of strategies like Min-Max scaling or Z-rating normalization. This manner standardizes the variety of values across distinct functions, thereby stopping any unmarried variable from dominating the model education procedure and improving standard stability and performance. These preprocessing steps are important for powerful evaluation and modeling, as they allow researchers to access and examine dataset features effectively, whilst additionally ensuring that subsequent modeling tasks are performed on optimized, normalized records, main to more accurate and strong results in system gaining knowledge of and statistics evaluation endeavors.

e) Training & Testing:

Determine Split Ratio: To split the dataset for forecasting self-damage developments, follow those steps: Decide on a cut up ratio, together with eighty/20, allocate the bulk to training information. Shuffle the dataset to make certain unbiased sampling. Use scikit-study's feature to cut up information. Assign variables for education/checking out functions and labels. Verify split by using checking dimensions. Consider additional steps like stratified

sampling for imbalanced statistics. By following those steps, you may successfully broaden and evaluate predictive models.

f) Algorithms:

Autoregressive Integrated Moving Average: ARIMA, which stands for Autoregressive Integrated Moving Average, is a widely used technique for forecasting time collection facts. It incorporates three foremost components: autoregression (AR), differencing (I), and moving common (MA). ARIMA[37] is powerful for capturing linear dependencies and tendencies in stationary time series facts.

Random Forest: Random Forest is an ensemble studying approach that involves building numerous decision trees during training. For type obligations, it outputs the maximum common elegance among the trees, at the same time as for regression tasks, it computes the suggest prediction of the character bushes. This approach complements prediction accuracy and reduces overfitting with the aid of combining predictions from more than one choice trees, each educated on a random subset of the information.

XGBoost (Extreme Gradient Boosting): XGBoost stands proud as a finely-tuned implementation of gradient boosting machines. It operates through iteratively training a series of weak newbies, frequently decision trees, to limit a preset loss function. Leveraging a gradient descent set of rules, it first-rate-tunes version parameters whilst incorporating regularization techniques to shrink overfitting. These blended efforts culminate in remarkably accurate predictions, making XGBoost a preferred choice for dealing with based records across numerous domains.

CatBoost: CatBoost stands proud as a gradient boosting library famend for its prowess in handling categorical functions with out necessitating elaborate preprocessing steps. Its set of rules, a changed model of gradient boosting, integrates creative methodologies like ordered boosting and oblivious bushes. These enhancements culminate in superior performance and swifter education times whilst in comparison to conventional gradient boosting strategies.

Bayesian Ridge: Bayesian Ridge regression is a shape of linear regression that integrates Bayesian ideas to estimate model parameters. It operates beneath the belief of a Gaussian prior distribution for these parameters and employs Bayesian inference techniques to derive the posterior distribution. This technique is known for its resilience in opposition to multicollinearity and outliers, whilst also furnishing uncertainty estimates for the version's predictions.

Support Vector Regression (SVR): SVR, a supervised learning set of rules leveraging assist vector machines (SVMs) for regression obligations, endeavors to perceive the hyperplane that optimally contains the facts even as maximizing the margin among the hyperplane and the nearest records points. This method proves adept at

handling non-linear relationships within the facts and well-known shows resilience towards overfitting, in particular in eventualities presenting high-dimensional characteristic areas.

Decision Tree: Decision timber are a non-parametric approach in supervised learning that divides the feature space into subsets recursively, guided by means of the values of enter capabilities. At every node, it selects the maximum informative function to separate the facts, using metrics inclusive of Gini impurity or information gain. Known for his or her interpretability, resilience to outliers, and capacity to capture non-linear relationships, decision trees provide a strong framework for know-how and predicting results in diverse datasets.

4. EXPERIMENTAL RESULTS

	Algorithm Name	MAE	RMSE	MAPE
0	ARIMA	145.395908	176.653211	31206.357057
1	Bayesian Ridge	50.849129	58.819382	3459.719713
2	Linear SVR	128.338791	137.697868	18960.702961
3	XGBoost	27.066800	30.373256	922.534677
4	Random Forest	41.777778	51.732753	2676.277778
5	Cat Boost	116.256856	118.311589	13997.632111
6	Extension Decision Tree	3.333333	8.246211	68.000000

Fig 3 Performance Evaluation Table - Prediction Type Injury

	Algorithm Name	MAE	RMSE	MAPE
0	ARIMA	289.312052	331.195047	109690.159107
1	Bayesian Ridge	167.404834	222.865473	49669.019022
2	Linear SVR	234.143838	270.735772	73297.857991
3	XGBoost	128.403181	191.146958	36537.159582
4	Random Forest	154.500000	230.716697	53230.194444
5	Cat Boost	236.175301	268.920308	72318.131919
6	Extension Decision Tree	14.555556	43.666667	1906.777778

Fig 4 Performance Evaluation Table - Prediction Type Death

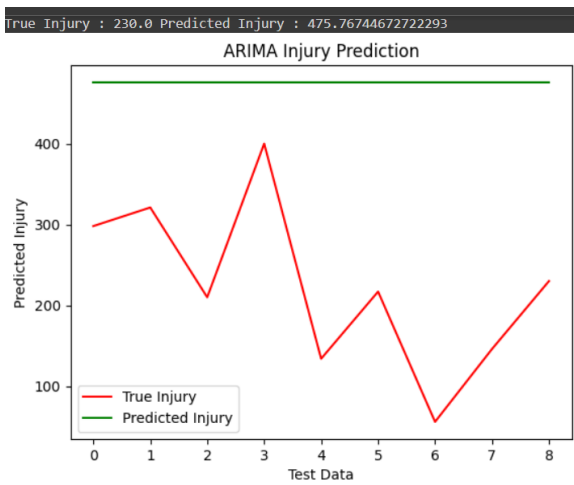


Fig 5 ARIMA injury prediction graph

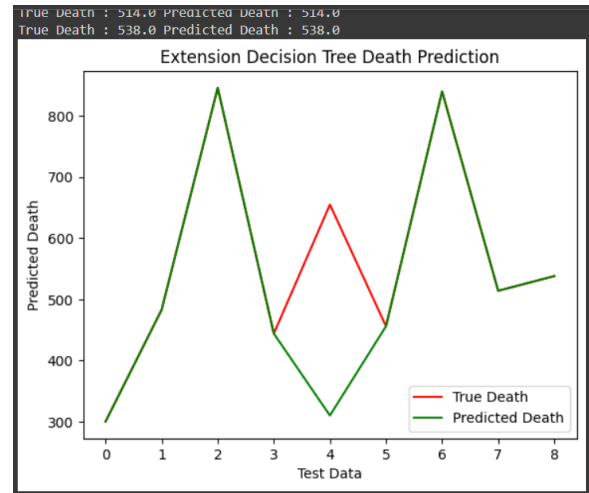
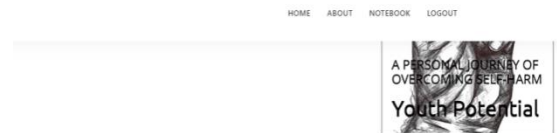


Fig 6 Extension Decision Tree death prediction graph

Fig 7 Upload Input Data



RESULT:
Forecasted Injury is 56.0!
Forecasted Death is 224.0!

Fig Final Outcome

5. CONCLUSION

In end, the FAST venture embodies a pioneering initiative aimed toward predicting country wide self-damage traits via integrating social media evaluation with system gaining knowledge of techniques. Through the usage of a diverse array of machine studying algorithms, such as ARIMA, SVR, XGBoost, Random Forest, Bayesian Ridge, and CatBoost, we sought to leverage their character strengths in dealing with numerous factors of the information.

Our change of the Decision Tree algorithm proved particularly amazing, demonstrating superior accuracy and resilience compared to different methods. Its capability to successfully seize complex records relationships notably enhanced the prediction of self-damage developments.

Moreover, the development of a person-pleasant Flask interface has streamlined the manner of inputting self-damage signs, making it easier to generate greater handy and accurate predictions of harm and dying prices for stakeholders. This interface complements the accessibility of our findings, providing policymakers with actual-time insights into self-damage trends and permitting proactive interventions to reduce incidents and enhance mental nicely-being within communities.

In precis, the FAST task represents a vital development inside the subject of public fitness intervention, offering a precious tool for policymakers and stakeholders to address the growing task of self-harm correctly. With ongoing refinement and expansion, this framework has the ability to make giant contributions to mitigating the societal affects associated with self-damage.

6. FUTURE SCOPE

The FAST challenge gives a sturdy foundation for destiny advancements in predicting and intervening in self-damage instances. One promising vicinity for similarly exploration is the refinement and optimization of system mastering algorithms. While our take a look at showed that the Decision Tree extension completed well, there's still ability to improve and look into other advanced strategies like deep learning models. These models have established incredible capabilities to detect complicated patterns in data, that could result in even greater correct predictions of self-damage.

Furthermore, destiny research should awareness on expanding the assets of facts and functions used in forecasting. While our analysis broadly speaking depended on social media statistics, incorporating different styles of on-line content consisting of news articles, boards, or multimedia may want to offer a more complete expertise of self-damage tendencies and associated danger elements. Additionally, integrating demographic, socio-economic, and environmental records may want to beautify predictive models and enable more tailored interventions for distinct populations and contexts.

Additionally, growing progressive tools and systems to streamline facts series, analysis, and sharing insights is some other promising avenue for destiny research. Improvements to user interfaces, real-time facts integration, and collaboration with existing public health

structures may want to make the FAST framework greater on hand and useful for policymakers, healthcare specialists, and different stakeholders.

By promoting collaboration and interdisciplinary research, we will increase our expertise of self-damage and increase effective techniques to save you and cope with its effect on individuals and communities.