



The Role Of AI In Stock Market Prediction And Analysis

Name: Dhaval Panchal

UNDER THE GUIDANCE OF:

Enrolment no:2206142000723

DR. Ganesh Chavan

Name: Varsa Gaud

Enrolment no:2206142000738

➤ ABSTRACT

The stock market is a crucial component of any economy in the world. It is a way for companies to gain capital for its day to day functions. It enables stock brokers to trade securities, bonds and equities in a market. Once a share is listed on the stock market, it can be bought and sold by traders, investors or the general public. Recently, a lot of work has been done to predict the movement of the market. Forecasting the movement of the stock market is gaining momentum among various researchers, investing communities and enthusiasts as it provides better guidance with respect to investing. Predictability is one of the major factors which, the profitability of trading in stock and investing is dependent on. The profits earned by investment and trading in the stock market depend on the predictability of the stock, to a large extent. If any system is developed which can consistently predict the trends of the dynamic stock market, would make the owner of the system wealthy. Moreover, the predicted trends of the market will help the regulators to make corrective measures to stabilize the market. Many expert practitioners and researchers have put forward several models using various technical, fundamental and analytical techniques to give a prediction on the stock market pattern. Stock prediction focuses on estimating the future price movement in a stock, which is generally perceived as a challenging task due to the non-stationarity and volatility of the stock data. Dynamic stock market price variation and its chaotic behavior have increased the price prediction problem.

➤ INTRODUCTION

Artificial intelligence technology is used to analyze and forecast the stock market, seeking the nonlinear relationship between the stock market data and providing the corresponding basis for the investors to invest in the stock market. Price forecasting in the stock market is a hot topic nowadays. It is subject to political events, the economic environment, corporate decisions, investor psychology, foreign exchange risk, and many other factors. The stock market is a highly nonlinear dynamic change system with chaotic characteristics, so it is of great significance to predict the stock market accurately. For a long time, some researchers have made a series of scientific attempts on the stock market to extract some meaningful patterns to predict the specific trend of the stock prices.

➤ LITERATURE REVIEW

➤ (Q.Chen, 2020)

High volatility, non-linearity, high frequency and chaos in the stock market makes it difficult to predict via simple algorithms. Basic statistical tools along with indicators are combined with predictive models. Artificial Intelligence using multi layered algorithms and hybrid models are used to make predictions for stock market indexes with better accuracy.

The relationship between the Foreign markets with the domestic markets can also be exploited in order to use machine learning and make predictions about the stock market. Using machine learning it was found that returns higher than the market indices can be made.

➤ Deng et al. (Deng et al.,2020)

Stock market prediction technology is for the stock market investors; the investment institutions have great economic value. To help the investors and the investment institutions profit, avoid the investment risk, but the value of the stock market prediction technology is far more than that. From a social level, the stock market prediction technology can prevent the financial market systemic risk, helps the rational allocation of the social capital. Stock data has its 15 characteristics, and the existing methods of forecasting technology are not fully used, so its research poses new challenges to the technology. The booming development of the stock market constantly produces many heterogeneous data of various scales from multiple sources. The traditional idea of simply relying on experts to analyze and forecast has been difficult to meet industry development needs. To meet the rapid analysis of the massive stock market data, auxiliary or even completely instead of the investors in the stock market investment decisions, a large number of stock market prediction research emerged based on the information technology.

➤ (Yao et al., 2019)

The research also boosted rely on the computer-automated analysis perform even completely independent investment decisions funds develop rapidly. To evaluate and manage the trading risk, it is necessary to analyze and forecast the various types of investment targets in the stock market at multiple scales and dimensions. Therefore, stock market forecasting has great economic significance. At the same time, stock market forecasting is also full of challenges because of the irregularity and randomness of the market environment, which has always been the focus of research.

➤ (L. Chen, 2018)

Predictions in the stock market have fancied humans for decades. It is not just a matter of curiosity but also because of the global economic impact that stock market fluctuations bring. Efforts have been made to know and understand stock market volatility via artificial intelligence especially through deep learning models which helps to predict stock future indexes with greater accuracy. The new method of forecasting stock market futures using artificial intelligence can help stock traders and investors to a greater extent. Analysing stock markets has always been complicated due to various factors affecting stocks such as environment, economy, politics, industries, pandemics etc but significant developments in artificial intelligence has led to some fruitful results.

➤ (L. Chen, 2018)

Stock market has become a money making medium for millions of people despite the fact that predicting stock prices is ambiguous. Artificial Intelligence has proved to be used wherein it intakes the fluctuating prices and by collecting the previous data and running it on algorithms such as Artificial Neural Network (ANN), Swarm Intelligence etc, make accurate predictions. (Shah, 2019)

➤ **OBJECTIVES OF THE STUDY**

Artificial Intelligence has been overtaking the existing technology for a few years now. Stock Trading becomes the next milestone for it. The integration of AI in the operations of stocks and its trading analysis is unfolded. The objectives of our study are:

- To understand the implications of AI in the different processes of stock trading
- Understanding the performance of human vs. AI traders in the stock market
- Analysing the role of AI in improving investment decision-making and portfolio management.

➤ **RESEARCH METHODOLOGY**

➤ **Research Design**

- Descriptive Research design is applied in this study because the data which is collected is secondary data.

➤ **Source of Data**



































- Stock Exchanges: Stock exchanges themselves are a primary source of stock data. They provide real-time and historical data on stock prices, trading volumes, bid-ask spreads, and other market-related information
- Stock Index: Data of Various Stocks is taken from the stock index which involve high volatility and movement of top blue-chip stocks. Such as a Nifty50, Bank nifty, Ext











The dataset includes some financial indicators such as RSI and MACD as features and the stock's closing price as the target value in the technical analysis approach

5.3 – Data collection method:

Data are collected by studying database from applied sources such as :

- Stock Exchange
- Stock index
- Commercial sites
- Money Control

Company Name	High	Low	Last Price	% Chg	Value (Rs. cr.)	5 Day Performance
HDFC Bank 	1,522.80	1,491.45	1,496.50	-0.63	2,131.68	
Reliance 	2,281.20	2,243.00	2,257.95	-0.23	1,314.00	
ICICI Bank 	933.80	911.40	916.10	-1.49	1,160.06	
Infosys 	1,402.55	1,361.30	1,370.05	-2.74	955.84	
SBI 	560.80	553.60	556.20	0.59	676.71	
Axis Bank 	974.00	951.40	955.45	-0.92	669.18	
Larsen 	2,965.50	2,910.30	2,916.10	-1.43	618.74	
Kotak Mahindra 	1,761.75	1,722.00	1,728.05	-0.73	612.30	
Titan Company 	3,236.30	3,179.00	3,187.85	-0.99	244.61	
Bajaj Finserv 	1,630.00	1,598.85	1,611.45	-0.11	240.16	
Bajaj Finserv 	1,630.00	1,598.85	1,611.45	-0.11	240.16	
Dr Reddys Labs 	5,612.20	5,500.00	5,513.85	-0.69	234.03	
Coal India 	312.70	305.00	310.30	1.37	224.00	
UltraTechCement 	8,398.50	8,186.25	8,256.35	-0.83	211.46	
Asian Paints 	3,108.00	3,052.00	3,060.80	-0.36	206.25	
Sun Pharma 	1,129.70	1,112.80	1,120.30	-0.19	201.71	
Adani Ports 	783.35	761.05	769.10	-0.30	199.50	



















ONGC 	185.85	183.00	184.35	-0.27	125.72	
SBI Life Insura 	1,346.10	1,308.65	1,314.15	-1.81	125.33	
Hero Motocorp 	3,171.00	3,090.00	3,140.85	-0.29	122.59	
Eicher Motors 	3,446.25	3,368.80	3,384.40	-1.80	120.77	
BPCL 	346.50	338.50	339.95	-0.83	93.02	





➤ Sampling Method:

Simple random sampling method is applied because the population include all the top blue cheap company shares which is desirable by human and frequently being traded by associations and Machine learning Institutes.

➤ Sampling Frame:

The sampling frame include most active 15 shares which is selected by simple random sampling method, and which are most frequently added in to the trading basket of a traders and associations.

HDFC Bank 	1,478.00	1,467.15	1,470.65	0.50	908.61	
Reliance 	2,271.70	2,235.95	2,266.40	1.79	452.99	
Axis Bank 	983.90	973.30	981.50	0.97	442.81	
ITC 	436.80	432.20	433.10	-0.29	340.65	
Larsen 	2,894.65	2,857.65	2,884.75	0.70	260.20	
Bajaj Finance 	7,509.95	7,416.60	7,433.45	0.16	224.95	
SBI 	560.50	550.00	559.40	2.27	203.28	
ICICI Bank 	918.15	912.00	912.85	0.46	200.95	
Tata Motors 	635.00	628.45	633.85	1.17	198.82	

Infosys 	1,383.35	1,363.65	1,378.05	1.37	198.54	■■■■■
M&M 	1,530.95	1,508.35	1,518.10	0.80	189.83	■■■■■
Asian Paints 	2,973.00	2,931.00	2,970.35	0.34	180.62	■■■■■
Nestle 	23,870.00	23,440.35	23,741.85	0.83	129.02	■■■■■
Adani Enterpris 	2,256.95	2,212.00	2,236.50	1.51	120.11	■■■■■
Maruti Suzuki 	10,571.25	10,440.00	10,530.00	1.02	116.37	■■■■■

In this sampling frame these are the most active stocks traded during the day sorted on value as well as volumes. You can see all stocks or view all in a particular index. At a single glance, Now you can also view various parameters like last 5 day performance, Gain Percentage, SMA , Deliverables, Volume.

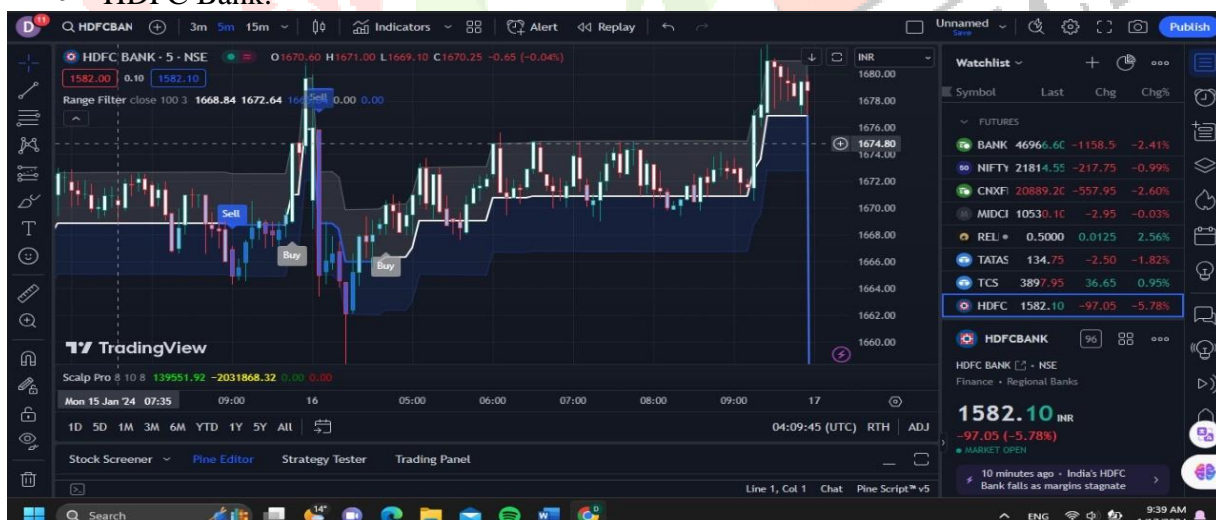
This data will be change every day due to active trading so their resent prices and other data will be taken from last 7 days updated data for data analysis.

➤ DATA ANALYSIS AND INTERPRETATION

➤ Performance of AI

For the purpose of tasting this hypothesis we are going to test HDFC Bank stock Data in the AI Software.

● HDFC Bank:



- As we shown above the AI software is giving Buying and Selling signals by analyzing various data.
- This AI software can work on the basis of various Algorithms and RSI indicators which give 90% accuracy of the movement and by this AI can forecast the price movement.

Performance Of human:

Following are the example of how human can trade:

- **HDFC Bank**

HDFC BANK, 1W, NSE



- While human traders can be influenced by fear, greed, and other emotional factors, AI stock trading remains purely data-driven and objective. This lack of emotional interference allows AI systems to make rational decisions based solely on data analysis and statistical probabilities.
- Following are some major factors which can highlights the numerous advantages it holds over traditional human-led approaches.

- **The Efficiency and Speed of AI :**

One of the most compelling arguments in favor of AI stock trading is its unparalleled efficiency and speed. AI algorithms can analyze vast amounts of historical and real-time data in the blink of an eye, identifying intricate patterns, trends, and correlations that may elude even the most experienced human traders. This speed translates into instant decision-making and execution, minimizing the risk of missed opportunities and optimizing trade outcomes.

- **24/7 Availability**

Unlike human traders who need rest and sleep, AI stock trading operates 24/7, providing continuous monitoring and analysis of global markets. This round-the-clock vigilance ensures that no trading opportunities are missed due to time zone differences or trading hours. Moreover, it allows AI systems to respond swiftly to sudden market fluctuations or breaking news events, ensuring that portfolios remain optimized even in volatile conditions.

- **Adaptability and Learning**

AI stock trading systems possess the remarkable ability to learn and adapt. They continuously refine their strategies by analyzing new data and adjusting their algorithms to account for changing market dynamics. This adaptability means that AI can swiftly respond to shifts in market trends and can evolve to handle unprecedented events, a capability that traditional human trading strategies might struggle to replicate.

- Conclusion

In the rapidly evolving landscape of stock trading, the emergence of AI as a dominant force is undeniable. Its ability to analyse data at lightning speed, make emotionless decisions, adapt to changing conditions, and reduce bias has transformed trading into a more efficient, profitable, and reliable endeavour.

While human intuition and expertise remain invaluable, AI stock trading presents a transformative leap forward, enabling traders to harness the power of cutting-edge technology to achieve financial success like never before. As AI continues to advance, embracing its capabilities could very well be the key to unlocking new heights in the world of stock trading.

So by this it is proven that there is significance difference between the performance of Human and AI in stock market.

➤ **Suggestions:**

1. Collaboration and Integration: Encouraging collaboration and integration of AI systems with human expertise in the stock market can lead to more effective and well-rounded investment strategies. Combining the strengths of AI in data analysis and processing with the intuitive and strategic thinking of human traders can result in better decision-making.
 2. Continuous Learning and Adaptation: Both AI systems and human traders should focus on continuous learning and adaptation to evolving market conditions. AI algorithms should be regularly updated and improved, while human traders should stay informed about new market trends and technologies.
 3. Education and Training: Providing education and training opportunities for both AI developers and human traders can enhance their skills and understanding of the stock market. This can help optimize the performance of AI systems and empower human traders to leverage AI effectively.
- By implementing these suggestions, the performance of AI and human traders in the stock market can be optimized, leading to more informed, ethical, and successful investment strategies

➤ **Results and Findings:**

- A comparison of the performance of AI and humans in the stock market revealed that AI systems were able to process and analyse large volumes of data at a faster rate than humans. This allowed AI to make more informed and timely decisions, resulting in higher accuracy and profitability in stock trading.
- AI demonstrated higher accuracy and efficiency in predicting stock market trends and making investment decisions compared to humans. AI systems were able to identify patterns and trends in the market that may have been overlooked by human traders, leading to more successful trading strategies
- Humans were found to be more susceptible to emotional biases in stock trading, such as fear, greed, and overconfidence, which can lead to irrational decision-making. AI, on the other hand, operates based on predefined algorithms and is not influenced by emotions, resulting in more rational and consistent trading decisions.
- AI systems showed the ability to adapt and learn from new information and market conditions, allowing them to continuously improve their performance over time. In contrast, humans may struggle to adapt to rapidly changing market conditions and may rely on outdated or ineffective trading strategies.
- A combination of AI and human expertise in the stock market was found to be the most effective approach. While AI excelled in data processing and analysis, human traders provided valuable insights, intuition, and strategic thinking that complemented the capabilities of AI.

- Overall, the findings suggest that AI has the potential to outperform humans in the stock market in terms of accuracy, efficiency, and adaptability. However, the collaboration between AI and human traders can be the most effective approach for maximizing investment success.

