



An Exploratory Study To Assess The Nature Of Suicides Committed In Societies At Northern India.

Prof. Vir Vikram Sahdev Singh¹, Sanjay Saini², Javaid Ahmad Bahar³, Tanveer Ahmad Bahar⁴

¹Vice-principal, College of Nursing, LLRM Medical College, Meerut, Uttar Pradesh

²Nursing Tutor, College of nursing, LLRM Medical College, Meerut, Uttar Pradesh

³MSc Nursing student, College of nursing, LLRM Medical College, Meerut, Uttar Pradesh

⁴Nursing Tutor, Meerut Nursing College, Meerut, Uttar Pradesh

Abstract:

Background: According to World Health organization (WHO), global suicide rate in 2023 is 11.4 people per 100,000 people. However, this rate varies widely from country to country. **Objectives:** This study was conducted to Assess the demographic variables distribution of persons who committed suicide in Northern India. **Method and materials:** In this study exploratory research was used, 105 samples were selected through enumerative sampling technique. The data was collected through newspapers (w.e.f, 2020 to 2023) and authentic websites. In this study, Descriptive statistics was used. **Result:** The, majority of cases were males, in age group of 18-30 years from rural place of living. The, majority of the cause of suicide was suspect/illicit relationships, this was followed by love affairs and marriage related issues, death of dear person was the least cause of suicide. The, majority of the cases were graduated students. The majority cases adopted hanging mode to commit a suicide.

Keywords: suicide, societies

Introduction

Suicide is a major public health problem with far-reaching social, emotional, and economic consequences. It is estimated that there are currently more than 700000 suicide per year worldwide, and we know that each suicide profoundly affects many more people [WHO, 2023].

As per data compiled by National Crime Records Bureau (NCRB), 1171 lakh suicides were recorded last year, registering a 4.2% increase over 2021 and a jump of 27% compared to 2018. The data also shows that the rate of suicide per one lakh population has increased to 12.4 in 2022 compared to 10.2 five years back. The NCRB report shows that in more than half of the cases of suicides, people ended their lives by hanging, including consuming poison and drowning by coming under running vehicles or trains. For states- Maharashtra, Tamil Nadu, Karnataka, west-Bengal – together accounted for nearly half of the total suicides reported in the country.

Problem statement: An exploratory study to assess the nature of suicide committed in society at Northern India.

Aim of the study: To explore the nature of the suicide committed in Northern India.

Objectives of the study: Assess the demographic variables distribution of person who committed suicide in Northern India.

Research methodology/ Methods and materials:

Research Design: In this study exploratory research was used.

Setting of the study: This study was conducted in Northern India.

Sample size: 105.

Sample technique: Enumerative sampling technique was used in this study.

Tool used for this study: Data was collected through newspaper literature W.E.F (2020 to 2023). The tool consisted of the following demographic variables: age, sex, education status etc.

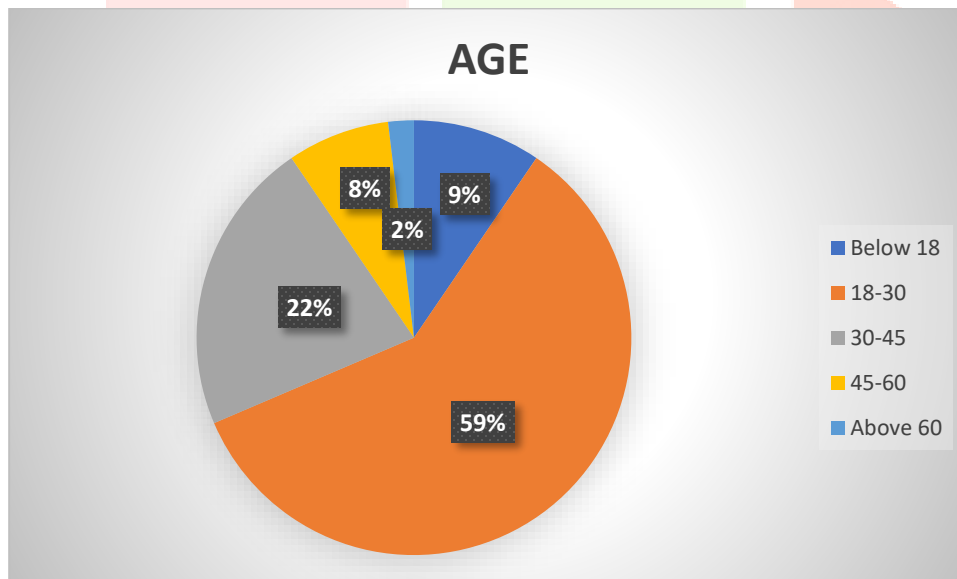
Inclusive criteria:

- All the persons who committed suicide.
- All age persons.
- Both Sexes.

Exclusive criteria: The person who attempted suicide

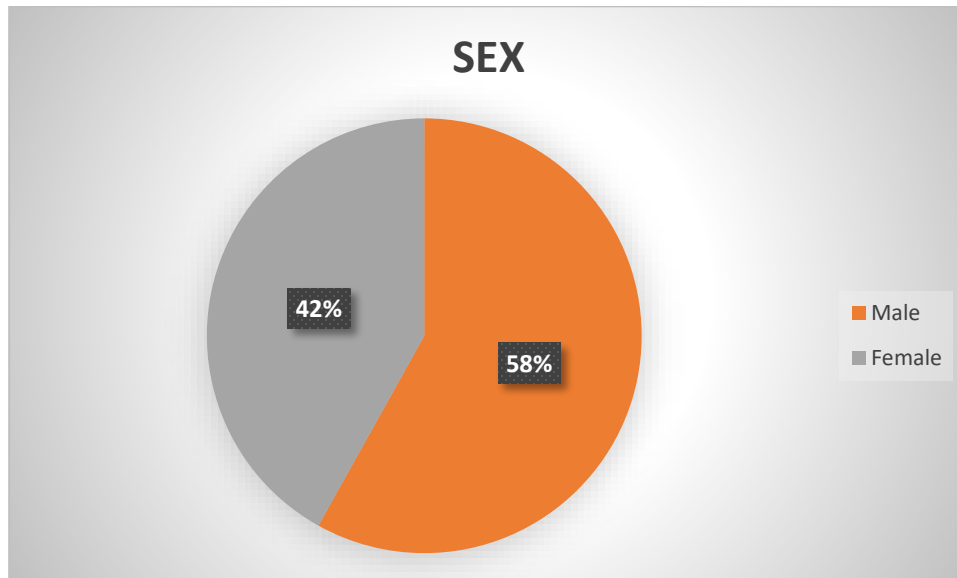
FINDINGS OF THE STUDY:

AGE



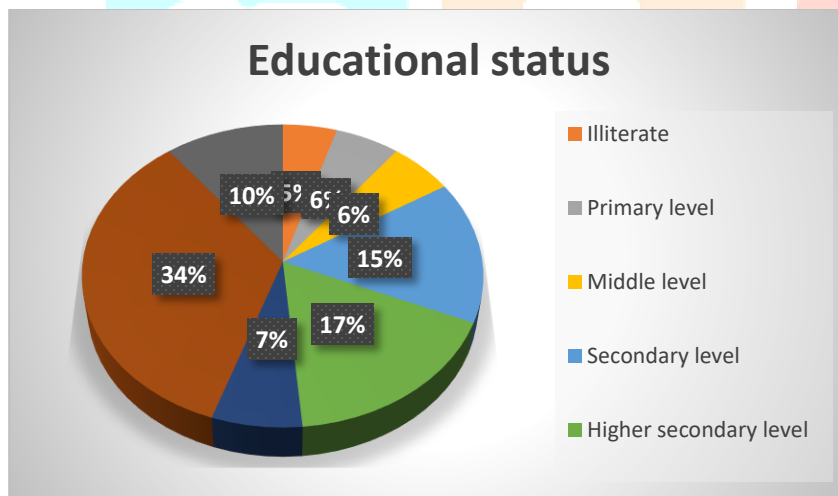
Out of 105 suicide cases most of the cases were in age group of 18-30 years (62 out of 105) with the percentage of 59.05, followed by 30-45 years (23 out of 105) with the percentage of 21.90, below 18 years (10 out of 105) with percentage of 9.53, 45-60 years (8 out of 105) with the percentage of 7.61 and above 60 years (2 out of 105) with percentage of 1.90.

SEX



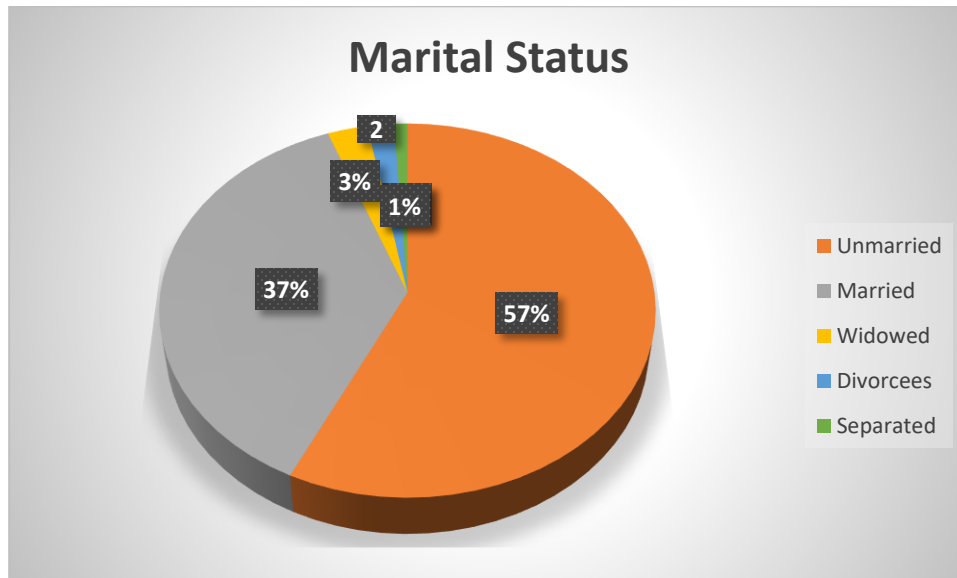
Out of 105 suicide cases most of the cases were males (61 out of 105) with the percentage of 58.10 followed by the females (44 out of 105) with the percentage of 41.90.

Educational status.



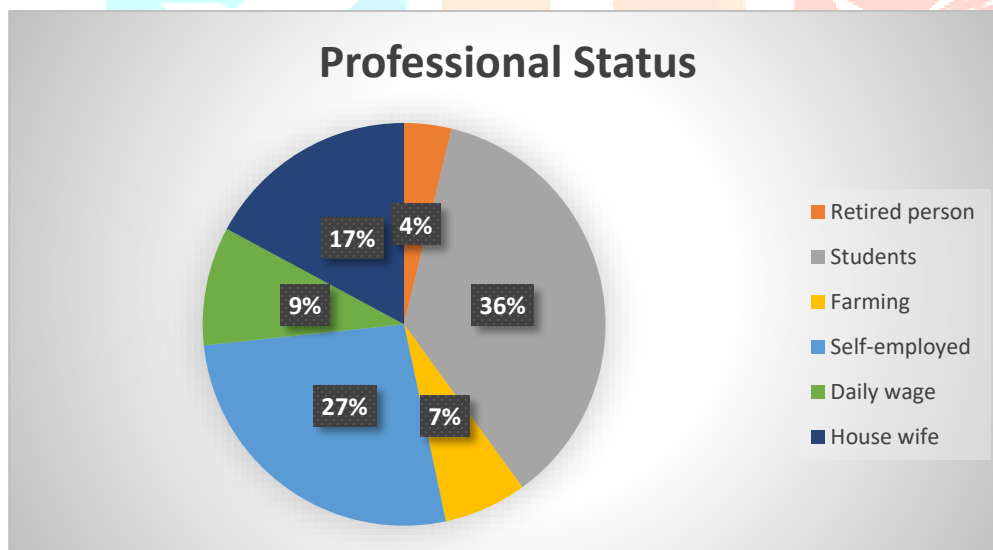
Out of 105 suicide cases most of the cases were graduate or above (36 out of 105) with the percentage of 34.92, followed by the higher secondary level (18 out of 105) with the percentage of 17.15, secondary level (16 out of 105) with percentage of 15.23, professionals 11 out of 105) with the percentage of 10.47 diploma (7 out of 105) with percentage of 6.66, primary level and middle level were having same number of cases with percentage of 5.71 each, followed by illiterate (5 out of 105) with the percentage of 4.76.

Marital status.



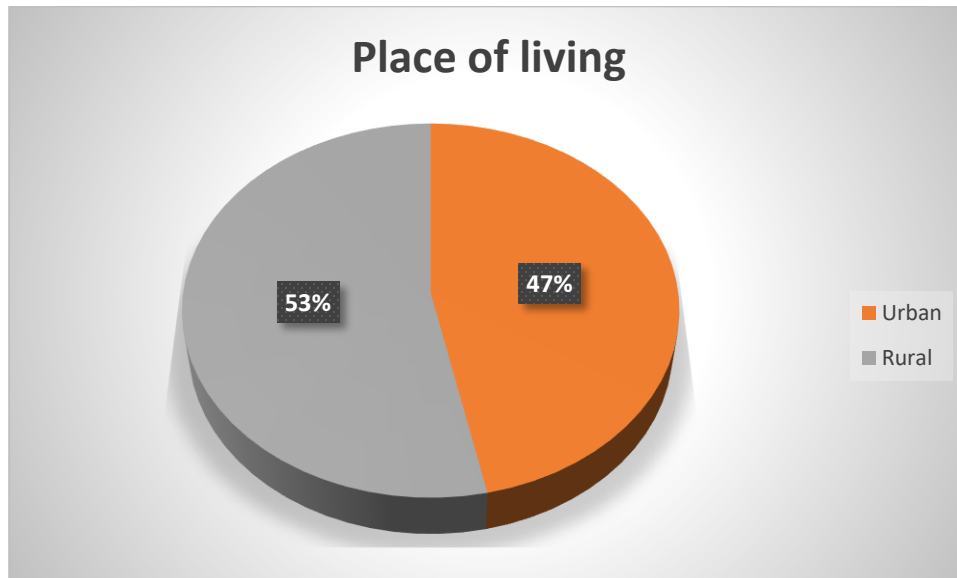
Out of 105 cases most of the cases were unmarried (60 out of 105) with the percentage of 57.15, followed by married (39 out of 105) with the percentage of 37.15, widowed (3 out of 105) with percentage of 2.85, divorcees (2 out of 105) with percentage of 1.90 and separated (1 out of 105) with percentage of 0.95.

Professional status.



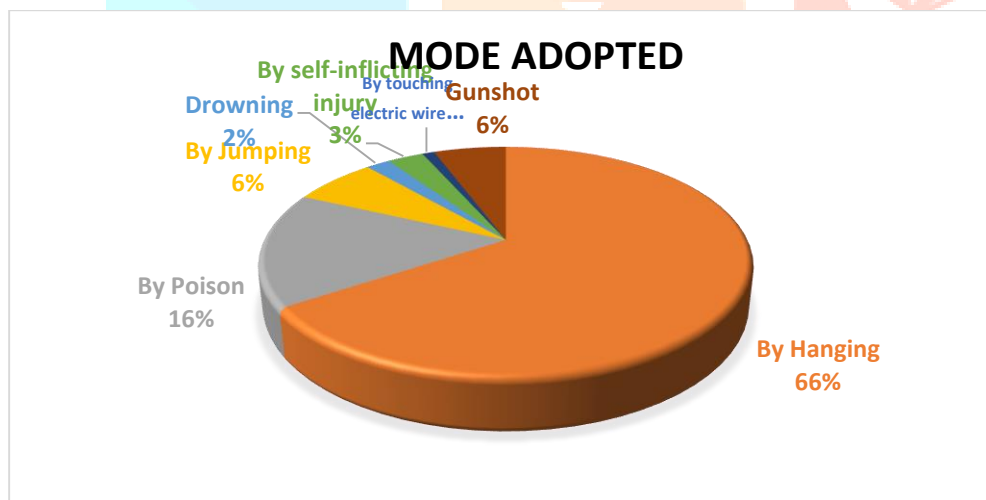
Out of 105 cases most of the cases were students (38 out of 105) with the percentage of 36.20, followed by self-employed (28 out of 105) with the percentage of 26.66, housewife (18 out of 105) with percentage of 17.15, daily wage (10 out of 105) with percentage of 9.52 and farming (7 out of 105) with percentage of 6.66, and retired person (4 out of 105) with percentage of 3.80.

Place of living



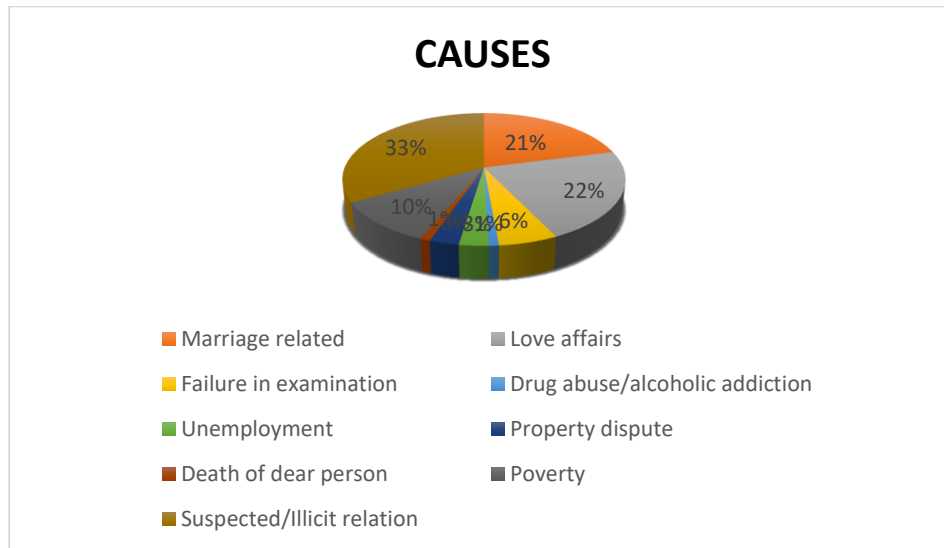
Out of 105 cases most of the cases were having rural place of living (56 out of 105) with the percentage of 53.54, followed by the cases having urban place of living (49 out of 105) with the percentage of 46.66.

Mode adopted



Out of 105, most of the cases adopted hanging mode (69 out of 105) with the percentage of 65.71, followed by poison (17 out of 105) with the percentage of 16.20, jumping (7 out of 105) with the percentage of 6.66, gunshot (6 out of 105) with the percentage of 5.71, self-inflicting injury (3 out of 105) with percentage of 2.85, drowning (2 out of 105) with percentage of 1.90 and by touching electric wire (1 out of 105) with percentage of 0.95.

Causes



Out of 105 cases, suspected/illicit relationship was the most common cause (35 out of 105) with percentage of 33.33, followed by love affairs (23 out of 105) with the percentage of 21.90, marriage related (22 out of 105) with percentage of 20.95, failure in examination (6 out of 105) with percentage of 5.71, unemployment and property dispute were having same number of cases with the percentage of 2.85 each, also drug abuse/alcoholic addiction and death of dear person were having same percentage of 0.95 each.

DISCUSSION

The age wise distribution of person who attempted suicide correlated and maximum suicide cases were found in age group of 18-30 years followed by 30-35 years and then those having age of below 18, followed by the persons having 64 years of age.

With regards to the sex the maximum cases were males as compared to the females.

With regards to the educational status, majority of the cases were graduates or above, followed by the higher secondary level, secondary level, professionals and diploma holders. Middle levels were having same number of cases followed by illiterates.

With regards to the marital status, majority of the cases were unmarried followed by married, widowed, divorcees and separated.

With regards to the professional status most of the cases were students followed by self-employed, housewives, daily wages, farming and retired persons.

With regards to the area wise distribution, majority of the cases were from rural community as compared to the urban community.

With regards to the mode adopted, majority of the cases adopted hanging mode followed by poison, gunshot, self-inflicting injuries, drowning and by touching electric wires.

SUMMARY

The, majority of cases were males, in age group of 18-30 years from rural place of living. The, majority of the cause of suicide was suspect/illicit relationships, this was followed by love affairs and marriage related issues, death of dear person was the least cause of suicide. The, majority of the cases were graduated students. The majority cases adopted hanging mode to commit a suicide.

References:

1. Kamalja, K.K., Khangar, N.V. A statistical study of suicidal behavior of Indians. *Egypt J Forensic Sci* 7, 12 (2017). <https://doi.org/10.1186/s41935-017-0007-9>
2. Aaron R, Joseph A, Abraham S, Muliylil J, George K, Prasad J, Minz S, Abraham VJ, Bose A 2004, 'Suicides in young people in rural southern India', *Lancet*, vol. 363, pp.1117–1118.
3. Hedge, RS 1980, 'Suicide in rural community.' *Indian Journal Psychiatry*. vol. 22, pp. 368–70
4. Kimenyi, MS & Shughart WF 1986, 'Economics of suicide: rational or irrational choice', *Atlantic Economic Journal*, vol. 14, no.3, pp. 120–121.
5. Klick, J & Markowitz, S 2006, 'Are mental health insurance mandates effective? Evidence from suicide', *Health Economics*, vol. 15, no. 1, pp. 83–97.

