



# INTERNATIONAL JOURNAL OF CREATIVE RESEARCH THOUGHTS (IJCRT)

An International Open Access, Peer-reviewed, Refereed Journal

## AN INNOVATIVE STUDY ON ARTIFICIAL INTELLIGENCE DEVICE UTILIZING BASELINE COMPUTER VISION TECHNIQUES FOR FACIAL EMOTION RECOGNITION

VENKATESWARANAIDU KOLLURI<sup>1</sup>, SRIKANTH REDDY MANDATI<sup>2</sup>

<sup>1</sup>Sr. Data Scientist, Department of Information Technology, Texas

<sup>2</sup>Sr. DevOps Engineer, Department of Information Technology, California

**ABSTRACT**— The primary purpose of this groundbreaking study is to introduce a cutting-edge facial recognition device that will push the limits of existing technology firms in the healthcare industry. The healthcare terrain is constantly transforming with the introduction of new technologies that are continuously revolutionizing the patient-focused care approach [1]. Among all these technologies, facial emotion recognition is emerging as a game-changer for meeting patients' emotional needs. My AI-driven device stands out as a remarkable innovation within this sphere, applying the latest technological innovations in computer vision and AI to transform the healthcare industry. This device aims to achieve the highest possible speed and accuracy in facial recognition tasks by incorporating advanced internal components such as a Quantum Facial Recognition Processor (QFRP) and Neural Network Accelerator (NNA). Furthermore, adding new functionalities, such as the Holographic Facial Landmark Detector and Bio-Inspired Facial Feature Extractor, will pave the way for a more thorough and accurate analysis of facial features. It utilizes sophisticated algorithms and biometric authentication to give unmatched precision and dependability in decoding facial expressions and micro-expressions [2]. It makes it possible for healthcare professionals to catch some subtle reactions of patients in their facial expressions and, therefore, identify many emotions (happiness, sadness, anger, fear, etc.) Besides, the device can detect subtle nuances of patients' facial expressions. In addition, my device can be an invaluable aid in pain assessment and management, mental health

evaluation, and continued emotional monitoring in healthcare settings. The device enables healthcare workers to make practical inferences about patients' emotional states and well-being, which creates a platform for empathetic, personal, and proactive ways of care in hospitals.

**Keywords**— Facial Integration, Neural Network Accelerator, Artificial intelligence, facial emotional recognition, Holograph, facial feature extractor, Quantum Facial Recognition Processor, microprocessor, healthcare

### I. INTRODUCTION

At a time when patient-oriented care and wholesome well-being have become the mainstay of healthcare, the adoption of innovative technologies provides an avenue for new levels of care delivery. Thus, facial emotion recognition is an emerging technique that can be used to assess and respond to the patient's emotional state, improving the overall patient experience and outcomes. This device marks a technological breakthrough in this area, capitalizing on the most recent technologies and algorithms to transform patient care in the healthcare scenario [2,3]. The rapid development of the facial recognition market provides an unprecedented chance for innovation and improvement in biometric technology. Per the latest report of Grand View Research, the global facial recognition market is expected to reach a penetrating USD 15.84 billion by 2030, which is projected to grow at a CAGR of 14.9% from 2023 to 2030 [3]. The skyrocketing growth is attributed to the rising demand for contactless biometric solutions, prompted by the

hassle-free installation of these solutions in consumer devices and a completely stress-free, smooth user experience [4].

Against the rapidly changing global healthcare scenario, the need to address the affective needs of patients and their physical ailments is gaining acceptance by all. Studies have demonstrated that emotional well-being significantly impacts patient outcomes, treatment compliance, and satisfaction with care [4]. Therefore, my AI-powered device quickly offers physicians the moment cognitive appraisal of the patient's emotional states via facial emotion recognition.

Based on advanced computer vision, artificial intelligence, and biometric authentication technologies, my device is the ultimate in terms of the accuracy and reliability of facial expressions and micro-expression analysis. The device can capture subtleties from the facial expressions of patients. Hence, healthcare professionals get to identify various emotions, including happiness, sadness, anger, and fear, among many more. This data enables healthcare providers to customize their care delivery, interventions, and treatment plans to efficiently address patients' emotional needs.

Additionally, my AI-driven device is essential for pain assessment and management, mental health analysis, and continuous emotional monitoring in healthcare institutions. The device enables healthcare professionals to understand patients' emotional state and general well-being, thus making care more empathetic, personalized, and proactive. In essence, my instrument seeks to reform patient care by emphasizing the patient's emotional side and improving the overall patient encounters in health facilities [5].

## II. PURPOSE

The primary purpose of this artificial intelligence-driven device in health care is to change how patient care is done by giving it advanced facial emotion recognition features. Through breakthrough technologies and algorithms, the tool is designed to increase the healthcare professionals' ability to perceive, recognize, and respond to patients' emotional states, thereby enhancing the quality of care and patient outcomes [6]. The device empowers healthcare staff to get helpful information on a patient's emotional and mental well-being through facial emotion recognition. The device can accurately identify an extensive range of emotions by analyzing facial expressions and micro-expressions. For example, the device can detect happiness, sadness, anger, fear, etc. This data, therefore, improves health workers' understanding of how patients emotionally react to illness, treatment, and therapy, enabling them to render more empathetic and personalized care.

The tool not only supports mental health evaluation but also acts as a valuable instrument for pain assessment and management in health facilities. The device analyzes facial expressions associated with distress or discomfort and guides healthcare providers in assessing patients' pain levels and tailoring treatment plans and medication dosages accordingly. It guarantees the best pain management and patient comfort, contributing to the patient experience overall. In addition, the instrument enables continuous observation of patients' emotional states and well-being, mainly in mental health or rehabilitation contexts. The device can notify health practitioners of patients' notable emotional changes over time, fostering a proactive approach. This preemptive method of dynamic monitoring and warding off is patient-centered, promotes compliance, and yields desired outcomes.

## III. TECHNOLOGIES

My device is equipped with the most modern AI and vision-intelligent technologies. The computer vision algorithms that are embedded within the device are state-of-the-art ones. Thus, it can analyze facial expressions, micro-expressions, and subtle cues with unmatched precision and speed. By integrating new Artificial Intelligence and machine learning techniques, it continues improving itself and adapting to different situations and people in a way that accurately captures various real-time emotions and deceptive behaviors [7].

The most critical functionality of the device is facial recognition technology, as it lets it identify individuals and monitor their emotional state and the dynamics of their behavior for specific periods. Facial expressions and feature analysis make perfect face recognition. In addition, the device has micro-expression analysis, which analyzes micro-expressions of the human face that last for several milliseconds. Using rapid cameras and up-to-date image processing algorithms, it detects people's emotions and intentions, enhancing overall accuracy and reliance [8].

The internal parts of this innovative face recognition system consist of a synergy of the present-day-leading technologies that seek to revolutionize the world of biometric authentication [9,10]. QFRP achieves the optimum computation capacity utilizing quantum computing principles, and it outperforms traditional processors in executing standard recognition algorithms with improved time durations and efficiency. Unlike conventional deep learning, this quantum edge accelerates the machine's performance, thus allowing it to become better at facial feature analysis and interpretation than ever before [11]. The NNA facilitates the device's ability to detect complex facial expressions through the deep learning

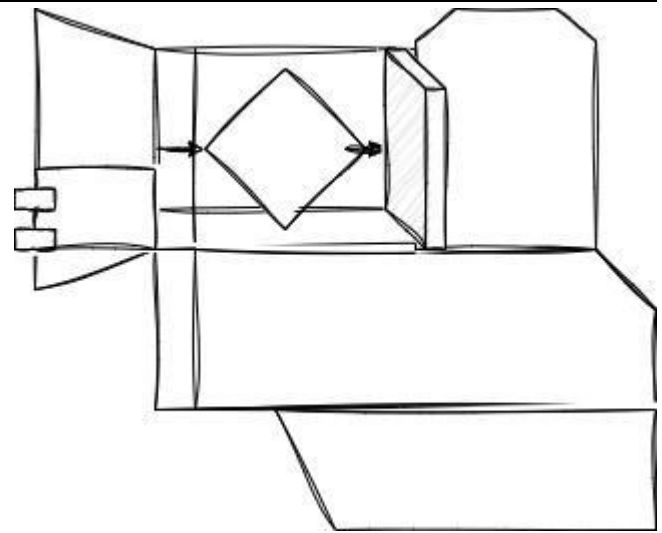
mechanism. As such, it produces accurate and reliable facial recognition as a result.

Furthermore, the device implements the Holographic Facial Landmark Detector, a trailblazing sensor technology that outpaces traditional 2D facial landmark detection. Holographic sensors provide the device with 3D facial landmarks obtained with the greatest accuracy. This new approach gives better precision and accuracy than the previous ones. Hence, facial recognition can be performed with high performance. The Holographic Facial Landmark Detector, working in conjunction with the QFRP and NNA, makes this gadget capable of recognizing all the varietal details of the face and the minute changes [11]. This, therefore, helps to advance biometric identification technology.

The system has advanced algorithms for recognizing nonverbal communication, making it interpret other types of nonverbal behavior apart from facial expressions. Considering body language, vocal tones, and other similar signs, the device identifies emotions, lies, and the overall behavior during communication between persons. It is based on an artificial intelligence algorithm [12,13]. Biometric authentication technologies like face recognition and voice recognition are embedded within its device; hence, the security and integrity of its operation are guaranteed. The above methods aim to verify users and prevent access to unauthorized information approved by the security and protection of information norms [14]. Furthermore, the system highlights data confidentiality and security, putting high-end encryption techniques, secure communication protocols, and robust authentication mechanisms into place.

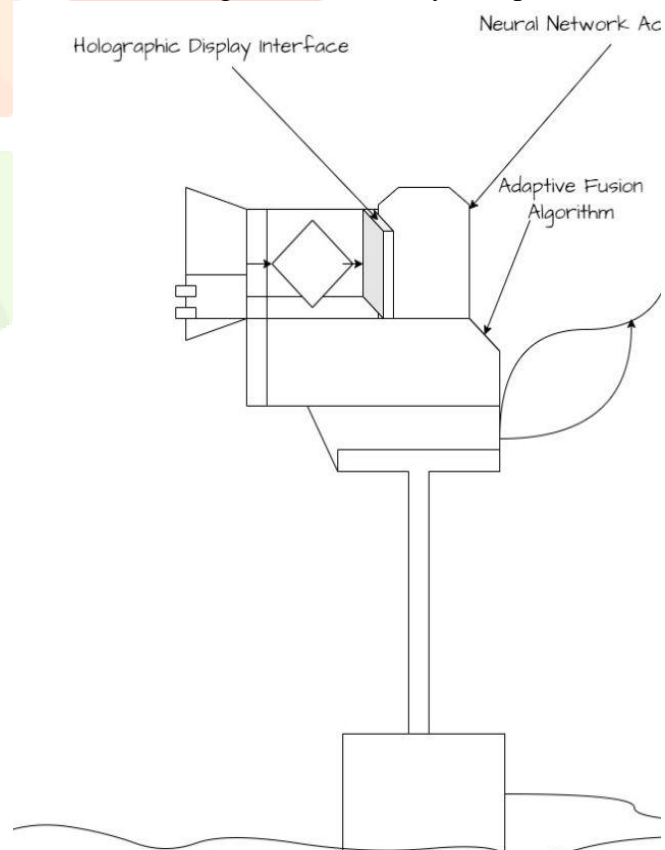
#### IV. ARCHITECTURE OF THE DEVICE

The device structure is carefully planned to ensure proper integration of the technologies mentioned earlier and to maintain a tidy and user-friendly interface. QFRP (Quantum Facial Recognition Processor) and NNA (Neural Network Accelerator) are the computational cores underlying the facial recognition functions. These components are strategically placed within the device to get the most performance with minimal space requirements. The system, consisting of sensors and cameras, such as Holographic Facial Landmark Detector and Nanotech Facial Scanner, is placed between QFRP and NNA.

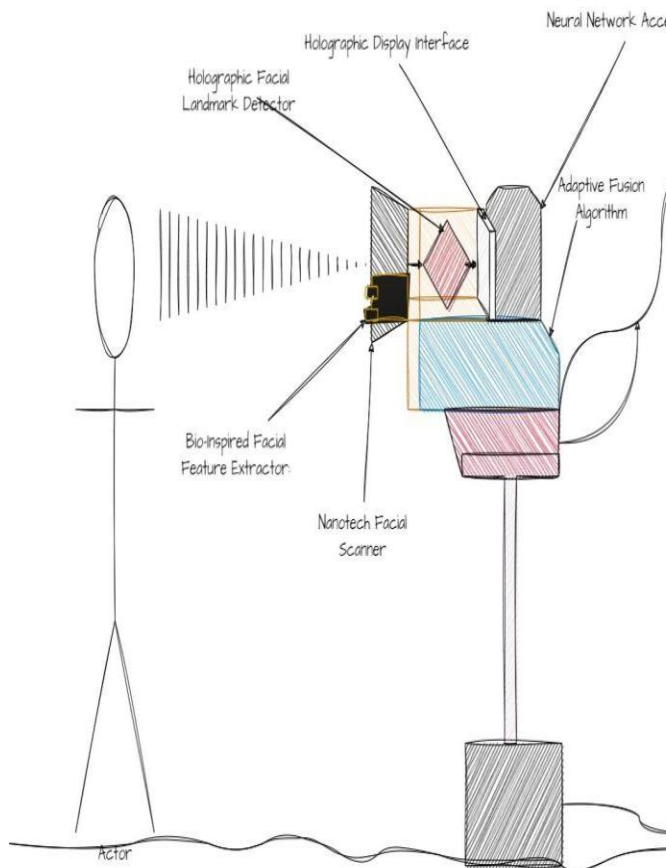


**Fig. 1** Initial prototype of the device

The Holographic Facial Landmark Detector, supported by precise holographic sensors, captures ultra-high-resolution 3D facial landmarks with less distortion and gives the device detailed input for facial recognition analysis [14]. The Nano Facial Scanner, mounted on the external housing, provides high-resolution and superbly accurate facial images to enhance recognition efficiency and performance.

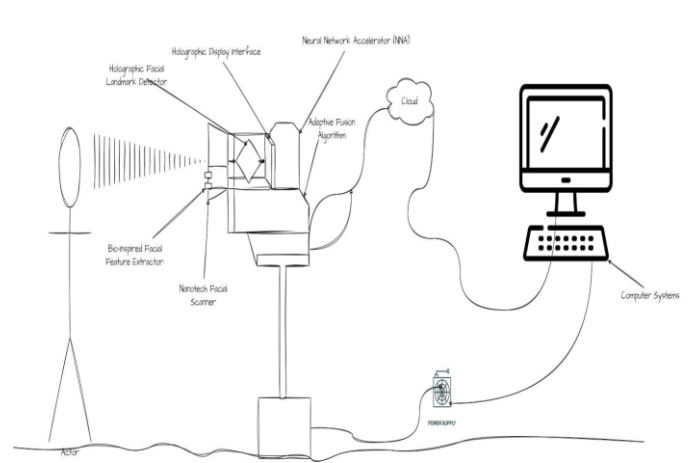


**Fig ii:** Internal holographic display interface



**Fig iii:** Set up of how the device captures a patient's face

Another innovative function of the device is its display and interface for interaction, designed to offer the user a better experience. A holographic display interface instead of the traditional screen displays 3D visualization of faces that are identified and system status [15]. Users can use touchless gestures and voice commands to interact with the interface, facilitating easy and hands-free operations. The external housing has a transparent panel saturated with nanotechnology, which shows the workings inside the device and, at the same time, gives the device a futuristic and stylish appearance. To facilitate integration with the existing systems and environments, adaptive fusion algorithms and connectivity options are engineered into the device architecture [15,16]. The adaptive fusion technique intelligently fuses sensory data of multiple sensors (for example, infrared, depth, and multispectral cameras) to enhance the capability of facial recognition systems operating under different illumination conditions and environments [16].



**Fig iv:** Complete components of the device

#### A. Components and Security

This device is integrated with Quantum Facial Recognition Processor, biometric security features, Neural Network Accelerator (NNA), Holographic Facial Landmark Detector and Nanotech Facial Scanner. This cutting-edge device has integral parts that complement each other to contribute to the precise facial emotion recognition and robust security features. The device is incorporated with supercomputer vision powered by Quantum Facial Recognition Processor (QFRP) first of all. This platform leverages quantum computing principles to enable the fastest and most effective delivery of complex facial recognition outcomes. The QFRP provides a fast analysis of the facial features, thus allowing real time emotion recognition with high degree of accuracy.

The QFRP (Quantum Facial Recognition Processor) makes wider strides in facial recognition technology than any face recognition technology available till date. The quantum computing principles' utilization will make the QFRP capable of solving the most complex facial recognition tasks at amazing speed and accuracy [16]. Currently, legacy processors are facing issues by processing the large amounts of data necessary for facial recognition to be exact. Their involvement of the QFRP in overcoming these limitations through utilizing the parallel processing capabilities of the quantum computing which makes it possible a rapid analysis of facial features.

The QFRP has the ability to make real-time emotion recognition with great accuracy. It can easily and accurately identify facial expressions and micro-expressions providing very useful information about patients' emotions. This real-time analysis determines the patients' emotions and guides healthcare professionals to better understand and personalize their care. No matter in recognizing signals of stress, pain or discomfort, the QFRP enables healthcare professionals to deal with their patients as swiftly and effectively as possible.

Furthermore, to the Neural Network Accelerator (NNA) we have QFRP which is the component that provides further benefits to the device. The functionality of this device centres on the efficient deep learning algorithm optimization with the NNA specifically tailored for the real-time deep learning inference thus guaranteeing the accuracy of facial expressions and micro expressions classification. Such algorithms based on the neural networks can recognize the body language including micro minute expressions that cannot be seen by human eyes. However, the outputs are imprecise and ambiguous.

Besides, the gadget also comes with a Holistic Facial Landmark Detector that is based on the holographic sensors which detect 3D facial landmarks accurately. Such technology allows the features to be extracted accurately and in detail, especially making this equipment effective and reliable in distinguishing and correctly understanding facial expressions. The embedment of the Holographic Facial Landmark Detector does stand for the following revolutionary period in the growth of facial recognition technology [16]. Different from the conventional methods that relied on 2D images, the detector has holographic sensors that can capture the facial features in a 3D high precision mode. It is feasible to do this thanks to such technology that allows the device to produce a three-dimensional portrait of a person with a high level of detail and in all its outlines, contours and features.

The Holographic Facial Landmark Detector possesses a state-of-art feature extraction due to its ability to get 3D precise facial landmark points. Most of the traditional facial recognition methods have difficulties in giving readable recognition and identification of facial expressions for the reason that they are constrained by their abilities of capturing depth and spatial information. However, the facial device can have a more complex conception of the face through holographic sensors that are in a position to sense not only spatial location but also other details of the expression and movement.

Thus, the evolving ability of the device to select aspects amplifies its recognition and interpretation of facial expressions, which in turn increases the device's accuracy. The facial landmarks of 3D turrets provide a very high resolution that makes it very accurate in tracking the expressions on the patient's faces thereby adding a lot of value to healthcare professionals as they are now better able to understand the emotional states of their patients. The most important component of the device is the Holographic Facial Landmark Detector which enables the device to recognize and capture the color and tone of the patient's facial expressions and the distinct facial movements such as smiles or frowns

and as a result, to translate them properly and give a correct response to the patient's emotional cues.

The security of sensitive data and the privacy of the users must be considered when designing this device. To address these issues, we have designed strong security controls that are designed to prevent unauthorized access and data breaches. Using biometrics such as face recognition or fingerprint scan, authentication of users and controlling access the device can be managed. Encryption protocols ensure safe communication and storage mechanisms, confidentiality and data breaches are precluded by encrypted communication and secure data storage. In addition, the software updates regularly and the security patches released in proper times are welcomed to combat the new threats and to fix the vulnerabilities arrived at as per the times to protect the device from the cyber attacks that become stronger in time.

Among the large array of security features in the device is biometric authentication which is done through facial recognition and fingerprint scanning. This kind of 'biometric' authentication processes are likely the future we are all moving towards and will be the way to verify user identities and to decide if a user will get access to the device or not. Users should undertake self-authentication by using unique physical biometric features to guarantee that the sensitive data and device functions are restricted to the authorised users only.

Biometric authentication, mechanism of encrypted communications protocols and secure data storage mechanisms are some of the security measures in this device that foster trust. All the data, being transferred between the device and the external systems, are encrypted to ensure security against attacks and unauthorized access. Likewise, data which is saved in the device is encrypted for the purpose of preventing data breaches that can only occur when the device is stolen, hacked or the accessibility is unauthorized [16].

Additionally, we shall also be committed to ensuring this device's security through normal software updates and usage patches. Through preemptive countering of emerging threats and vulnerabilities, the device would be able to sustain against the ever-growing cybersecurity risks. These updates are rolled out automatically to all phones hence lowering the chances of exploitation and improving the security stature of the device.

#### B. *How it works*

This device is integrated with Quantum Facial Recognition Processor (QFRP) with algorithms for capturing facial features. The hardware uses Deep Learning models implemented with a Neural Network Accelerator (NNA) to extract behavioural patterns in the user's environment. The human-

computer interaction on this device will start from detecting and identifying faces within the camera's view field that uses high-definition cameras and advanced computer-vision algorithms [17]. Once the faces have been captured, the system uses holographic landmark detection to extract prominent facial features and some landmarks for accurate and precise recognition and analysis. The device uses highly advanced algorithms modeled on biological vision systems and can better discern finer details and variations in facial structure for accurate emotion recognition and deception detection.

Emotion recognition is a crucial capability of the device, allowing it to accurately interpret micro-expressions and subtle changes in facial muscle movements to identify the subject's emotional state. Besides, facial emotion recognition can be essential for monitoring patients' emotional states and well-being over time, particularly in mental health or rehabilitation settings. The device can observe how the patients' emotional expressions change and alert the healthcare professionals about significant shifts and trends, thus enabling proactive intervention and support [18]. The machine explains patients' feelings towards the treatment and therapy. The information gives us a picture of the key speaker's general mood and disposition, allowing us to communicate and relate with the other person in a human way. The instrument uses a combination of advanced components and algorithms that accurately evaluate and respond to facial expressions, thus giving the healthcare personnel helpful information that could provide better healthcare service delivery.

The system first captures live video in high-definition from its cameras and then detects and identifies faces in view using computer vision algorithms. Now, after face detection, the system extracts the landmarks and the shape of the eye, nose, mouth, and jawline with the highest possible precision and accuracy. The latter serves as the foundation for extracting practical clues and indicators. The device employs neural network models in the NNA to decode emotional cues and recognize facial expressions. Using micro-expressions and slight shifts in facial muscular movements, the device, with high precision, can scan various emotions ranging from joy, grief, anger, shock, surprise, and so on. This data gives healthcare professionals, who interpret the patients, psychometric health, thus allowing more patient-centered and sensitive care.

Facial emotion recognition has many applications, namely pain assessment, patient monitoring, and mental health evaluation in healthcare. One of the features is the device's capability to help evaluate patients' pain levels by facial features analysis of pain or distress. Healthcare providers can precisely

design tailored pain diagnostic and treatment plans and doses of medication by using the expressions associated with pain. This guarantees the best pain relief with maximum patient comfort. To ensure secure access is done with identity approval, the device involves biometric authentication technologies like facial recognition and voice recognition [17,18]. Users get their biometric data registered in the system, which is the only one, and it is securely stored and compared with the data in the following attempts, thus providing access only to authorized users. Furthermore, the system gives immediate feedback through its holographic display interface, which displays in real-time 3D representations of the recognized faces, the emotional states, and the authentication status; thus, the user can quickly and hands-free use the system.

## V. CONTRIBUTIONS AND SIGNIFICANCE

A vital contribution of the device lies in its capacity to considerably improve patient care by focusing on an area often neglected: the patients' psychological well-being. Until now, a significant focus of the mainstream healthcare approaches has been on relieving physical ailments while the psychological needs of the patients have been almost ignored [18]. Nevertheless, this equipment changes this paradigm by giving health professionals in-the-moment feedback about patients' emotional states utilizing facial emotion recognition. By accurately analyzing facial expressions and micro-expressions, the device allows healthcare professionals to assess better patients' emotional reactions to illness, treatment, and therapy, thus prompting more empathetic and personalized treatment approaches. Such a comprehensive approach to patients' treatment yields tangible benefits, such as patient satisfaction, provision of better treatment results, and the general well-being of patients [18,19].

Furthermore, the device's significance goes beyond its direct common uses in patient care to include its potential to facilitate innovations within medical technology and research. The healthcare system keeps progressing to cope with technological inventions, and this tool acts as a pathfinder using artificial intelligence and computer vision for patient care improvement. Through technology, this product pushes the limits of what is possible and thus stimulates more research and development in face emotion recognition and allied areas. It enables us to come up with breakthroughs in healthcare delivery that can transform healthcare, change the outcomes to benefit patients and improve the quality of life.

## VI. IMPACT ON HEALTHCARE SYSTEM

One of the most significant impacts of this device in healthcare is the efficiency in diagnosis of diseases. This device will help health practitioners in assessing physical and emotional factors in a patient in real time and therefore help make quick diagnosis, recommend treatment and overall wellbeing of a patient. Moreover, this tool can aid by giving healthcare professionals an extra data source and knowledge to rely upon when evaluating and treating their patients. Through precise facial analysis and micro-expression reading, the device assists in pain assessment and management, mental health evaluation, and emotional monitoring, ultimately guiding healthcare professionals to better adjust their service models based on patients' individual needs [19]. Besides, the device impacts healthcare system efficiency and resource availability. The device enables proactive and targeted interventions, which may help to cut down the number of adverse events, readmissions, and healthcare engagements that are not needed. This also results in cost savings, better workflow efficiency, and better allocation of resources in the healthcare system.

## VII. BENEFITS TO THE ECONOMY AND COST SAVINGS

The introduction of this device in the U.S. healthcare system positively impacts patient care, the economy, and healthcare costs on different levels. The device helps improve patient care and outcomes and, thereby, a healthier population, resulting in increased productivity and workforce participation. Healthier individuals are more likely to remain active in the labor force, which leads to higher economic output and less absenteeism, thus supporting the whole strength of the United States economy. Additionally, the associated cost-savings from such implementation are reflected in tangible economic benefits for health organizations, insurance agencies, and taxpayers. The device allows for the minimization of adverse events, hospital readmissions, and unnecessary healthcare use, which in turn helps healthcare organizations optimize resource allocation and reduce overall healthcare costs. These cost savings can be redirected to other areas of healthcare, such as delivery, research, and infrastructure, thereby driving innovation and economic growth within the healthcare sector.

Furthermore, adopting this implements a competitive edge for American healthcare in the global market. By utilizing the latest technology to enhance patient treatment and healthcare delivery, healthcare organizations can make themselves attractive to patients globally seeking top experience. Such a massive influx of medical tourists not only

brings financial gains to the healthcare sector but also contributes to enhancing the international standing of the U.S. healthcare system [20]. All in all, the general implementation of this technology results in enormous economic gains, exposing the U.S. healthcare sector to the forefront of innovation, efficiency, and quality.

## VIII. CONCLUSION

This study aimed to design a novel device characterized by integrating facial emotion recognition technology into healthcare settings, given patient care improvement, clinical outcomes betterment, and cost reduction. With the integration of the most advanced technologies like computer vision, artificial intelligence, and biometric authentication, this device has made a quantum leap in healthcare technology, making it capable of real-time analysis of patients' emotional states. Providing data that healthcare professionals can use in real-time to assess patients' emotional experiences dramatically contributes to improving the humanistic, customized, and preventive approach to care. A high level of competence in the proper assessment of facial expressions and micro-expressions enables health professionals to adapt their interventions and treatment programs to the needs of the patients, thus ensuring higher adherence, satisfaction, and overall well-being. Therefore, the cost-saving benefits offered by this product would have considerable implications for healthcare organizations, payers, and taxpayers (which provides an affordable solution for delivering effective patient-oriented care). This decline in harmful events, readmissions to hospitals, and avoidable healthcare utilization generates real economic benefits on account of the efficacy and innovations that are core to the healthcare system. The innovation and use of this device signify a big step toward a positive future for patient care, with the healthcare system in a position to offer quality, effectiveness, and value for the foreseeable.

## REFERENCES

- [1] Z.-Y. Huang et al., "A study on computer vision for facial emotion recognition," vol. 13, no. 1, May 2023, doi: <https://doi.org/10.1038/s41598-023-35446-4>.
- [2] M. Mukhiddinov, O. Djuraev, F. Akhmedov, A. Mukhamadiyev, and J. Cho, "Masked Face Emotion Recognition Based on Facial Landmarks and Deep Learning Approaches for Visually Impaired People," *Sensors*, vol. 23, no. 3, p. 1080, Jan. 2023, doi: <https://doi.org/10.3390/s23031080>.
- [3] Q. T. Ngo and S. Yoon, "Facial Expression Recognition Based on Weighted-Cluster Loss and Deep Transfer Learning Using a Highly Imbalanced Dataset," *Sensors*, vol. 20, no. 9, p.

- 2639, May 2020, doi: <https://doi.org/10.3390/s20092639>.
- [4] D. O. Melinte and L. Vladareanu, "Facial Expressions Recognition for Human-Robot Interaction Using Deep Convolutional Neural Networks with Rectified Adam Optimizer," *Sensors*, vol. 20, no. 8, p. 2393, Apr. 2020, doi: <https://doi.org/10.3390/s20082393>.
- [5] O. Moutik et al., "Convolutional Neural Networks or Vision Transformers: Who Will Win the Race for Action Recognitions in Visual Data?," *Sensors*, vol. 23, no. 2, p. 734, Jan. 2023, doi: <https://doi.org/10.3390/s23020734>.
- [6] B. Wang and X. Wu, "[Application of Artificial Intelligence in Recognition and Evaluation of Facial Paralysis].," *PubMed*, vol. 46, no. 1, pp. 57–62, Jan. 2022, doi: <https://doi.org/10.3969/j.issn.1671-7104.2022.01.012>.
- [7] B. Ko, "A Brief Review of Facial Emotion Recognition Based on Visual Information," *Sensors*, vol. 18, no. 2, p. 401, Jan. 2018, doi: <https://doi.org/10.3390/s18020401>. Available: <https://www.ncbi.nlm.nih.gov/pmc/articles/PMC5856145/>. [Accessed: Dec. 17, 2019].
- [8] A. J. O'Toole, C. D. Castillo, C. J. Parde, M. Q. Hill, and R. Chellappa, "Face Space Representations in Deep Convolutional Neural Networks," *Trends in Cognitive Sciences*, vol. 22, no. 9, pp. 794–809, Sep. 2018, doi: <https://doi.org/10.1016/j.tics.2018.06.006>.
- [9] M. M et al., "Automated Emotion Recognition: Current Trends and Future Perspectives," *Computer Methods and Programs in Biomedicine*, p. 106646, Jan. 2022, doi: <https://doi.org/10.1016/j.cmpb.2022.106646>. Available: <https://www.sciencedirect.com/science/article/pii/S0169260722000311?via%3Dihub#bib0024>. [Accessed: Jan. 25, 2022].
- [10] A. Mollahosseini, D. Chan, and M. H. Mahoor, "Going deeper in facial expression recognition using deep neural networks," 2016 IEEE Winter Conference on Applications of Computer Vision (WACV), Mar. 2016, doi: <https://doi.org/10.1109/wacv.2016.7477450>. Available: <https://arxiv.org/abs/1511.04110>.
- [11] M. Fredrikson, S. Jha, and T. Ristenpart, "Model Inversion Attacks that Exploit Confidence Information and Basic Countermeasures," *Proceedings of the 22nd ACM SIGSAC Conference on Computer and Communications Security - CCS '15*, 2015, doi: <https://doi.org/10.1145/2810103.2813677>. Available: <https://rist.tech.cornell.edu/papers/mi-ccs.pdf>. [Accessed: Sep. 04, 2020].
- [12] V. Colonnello et al., "Reduced recognition of facial emotional expressions in global burnout and burnout depersonalization in healthcare providers," *PeerJ*, vol. 9, p. e10610, Jan. 2021, doi: <https://doi.org/10.7717/peerj.10610>.
- [13] C. Bisogni, A. Castiglione, S. Hossain, F. Narducci, and S. Umer, "Impact of Deep Learning Approaches on Facial Expression Recognition in Healthcare Industries," *IEEE Transactions on Industrial Informatics*, vol. 18, no. 8, pp. 5619–5627, Aug. 2022, doi: <https://doi.org/10.1109/TII.2022.3141400>. Available: <https://ieeexplore.ieee.org/stamp/stamp.jsp?tp=&arnumber=9674818>. [Accessed: Nov. 24, 2022].
- [14] S. Licai, Z. Lian, J. Tao, B. Liu, and M. Niu, "Multi-modal Continuous Dimensional Emotion Recognition Using Recurrent Neural Network and Self-Attention Mechanism," *ACM Multimedia*, Oct. 2020, doi: <https://doi.org/10.1145/3423327.3423672>.
- [15] M. Rosario. González-Rodríguez, M. Carmen. Díaz-Fernández, and C. Pacheco Gómez, "Facial-expression recognition: An emergent approach to the measurement of tourist satisfaction through emotions," *Telematics and Informatics*, vol. 51, p. 101404, Aug. 2020, doi: <https://doi.org/10.1016/j.tele.2020.101404>.
- [16] C. Allognon, A. L. Koerich, and A. de, "Continuous Emotion Recognition via Deep Convolutional Autoencoder and Support Vector Regressor," *arXiv (Cornell University)*, Jan. 2020. [
- [17] Y. R. Tabar and U. Halici, "A novel deep learning approach for classification of EEG motor imagery signals," *Journal of Neural Engineering*, vol. 14, no. 1, p. 016003, Nov. 2016, doi: <https://doi.org/10.1088/1741-2560/14/1/016003>.
- [18] M. Alhusein, G. Muhammad, M. S. Hossain, and S. U. Amin, "Cognitive IoT-Cloud Integration for Smart Healthcare: Case Study for Epileptic Seizure Detection and Monitoring," *Mobile Networks and Applications*, vol. 23, no. 6, pp. 1624–1635, Sep. 2018, doi: <https://doi.org/10.1007/s11036-018-1113-0>.
- [19] N. Alp and H. Ozkan, "Neural correlates of integration processes during dynamic face perception," *Scientific Reports*, vol. 12, no. 1, Jan. 2022, doi: <https://doi.org/10.1038/s41598-021-02808-9>.
- [20] L. Hippolyte, K. Barisnikov, M. Van der Linden, and J.-J. Detraux, "From facial emotional recognition abilities to emotional attribution: A study in Down syndrome," *Research in Developmental Disabilities*, vol. 30,



no. 5, pp. 1007–1022, Sep. 2009, doi:  
<https://doi.org/10.1016/j.ridd.2009.02.004>.

