



# Study-Zone Platform Using Web Technologies

Vedika Patil, Ninad Walke, Shweta Shimpi, Arya Walve

Computer Engineering

K.C. College of Engineering, Management Studies and Research. Kopri, Thane (E), Maharashtra, India

**Abstract:** Study-Zone platform is a groundbreaking online platform meticulously crafted to revolutionize the way students access educational resources. Designed with the aim of alleviating the cumbersome process of navigating through multiple websites, Study-Zone offers a consolidated hub where students can seamlessly access syllabi, question papers, e-books, and a plethora of other study materials. Moreover, the platform goes above and beyond by providing an engaging space for students to participate in interactive quizzes, enabling them to evaluate and enhance their knowledge in various subjects. Additionally, Study-Zone features a wealth of insightful blogs curated to offer valuable career guidance and foster the development of essential technical skills. By centralizing these resources under one roof, Study-Zone endeavors to empower students with the tools they need to excel academically and navigate their career paths with confidence and clarity.

## I. INTRODUCTION

In the digital age of information overload, students often find themselves overwhelmed by the sheer volume of educational resources scattered across various websites. With syllabi, question papers, e-books, and study materials dispersed across multiple platforms, the process of locating and accessing essential resources can be daunting and time-consuming. Furthermore, while the internet offers a vast array of educational content, the lack of centralized platforms tailored to students' needs hampers their ability to efficiently navigate their academic journeys. [1]

Recognizing this pressing need for a comprehensive solution, Study-Zone emerges as a beacon of innovation and efficiency in the realm of online education. By consolidating a myriad of educational resources into a single, user-friendly interface, Study-Zone aims to streamline the learning experience for students, providing them with unparalleled convenience and accessibility. No longer will students need to waste precious time scouring the internet for disparate study materials – Study-Zone brings everything they need to succeed right to their fingertips. [2]

Moreover, Study-Zone goes beyond mere resource aggregation by offering a rich array of interactive features designed to enhance the learning process. With the ability to participate in quizzes tailored to their academic pursuits, students can assess their knowledge and reinforce key concepts in a dynamic and engaging manner. Additionally, the platform's curated selection of insightful blogs serves as a valuable resource for career guidance, providing students with invaluable insights and advice to navigate the complexities of their academic and professional endeavors. [2]

In essence, Study-Zone represents a paradigm shift in online education, addressing the pressing need for a centralized platform that empowers students to take control of their learning journey. With its innovative approach to resource consolidation, interactive features, and curated content, Study-Zone stands poised to revolutionize the way students engage with educational materials, equipping them with the tools they need to excel academically and thrive in their chosen career paths.[1]

## 1.2 MOTIVATION

There are several motivations for making a study website for students:

Generally, resources are scattered around the internet and studies find it difficult to access them easily. This website helps us to counter that problem.

As this a website, students can access this anytime anywhere without a problem.

Here are some specific benefits that a study website can provide to students:

- **Simplifying Learning:** Recognizing the challenges students face in accessing and organizing learning materials, the website aims to provide a centralized platform for easy access to syllabi, quizzes, blogs, previous years' question papers, and e-books.
- **Enhancing Accessibility:** By offering a wide range of educational resources in one place, Study-Zone aims to make learning materials more accessible to students, regardless of their geographical location or academic background.
- **Facilitating Collaboration:** Understanding the value of collaborative learning, the website encourages students to engage in discussions, seek guidance from mentors, and collaborate on projects, fostering a supportive learning community.
- **Promoting Active Learning:** Through interactive features such as quizzes and discussions, Study-Zone promotes active learning by encouraging students to engage with the material actively and test their understanding.
- **Supporting Academic Success:** By providing comprehensive syllabi, practice materials, and study resources, Study-Zone aims to support students in their academic journey and help them achieve success in their studies.
- **Empowering Students:** Study-Zone empowers students to take control of their learning by providing them with the tools and resources they need to succeed, thereby fostering a sense of independence and self-efficacy.

### 1.3 PROBLEM STATEMENT & OBJECTIVES:

- Problem Statement:

The lack of a centralized platform for students to easily access and organize educational resources poses a challenge in efficiently obtaining learning materials, prompting the need to develop a website that simplifies access to features and makes learning materials readily available at their fingertips.

- Objectives:

1. Helping students access their required materials easily.
2. Training them with facilities like quizzes, nurturing an examination value through the product.
3. Letting students receive career guidance and tackle academic stress through the use of discussions.
4. Make students industry-ready by offering them different E-books and using them to their advantage.

### RESEARCH METHODOLOGY

To evaluate the effectiveness and user satisfaction of Study-Zone, a comprehensive research methodology was employed, encompassing both qualitative and quantitative approaches. The study population consisted of students from various academic backgrounds, spanning different educational levels and institutions. [7]

Firstly, quantitative data was gathered through an online survey distributed to a sample of Study-Zone users. The survey encompassed various aspects of user experience, including ease of navigation, accessibility of resources, satisfaction with interactive features such as quizzes and blogs, and overall utility of the platform. Participants were asked to rate their agreement with statements using Likert scale responses, allowing for the quantification of user perceptions and preferences. [8]

In addition to the survey, qualitative data was obtained through in-depth interviews and focus group discussions with a subset of Study-Zone users. These qualitative methods facilitated a deeper understanding of user motivations, challenges, and specific areas of improvement for the platform. Participants were encouraged to provide detailed feedback, suggestions for enhancements, and anecdotes about their experiences with Study-Zone. [8]

The combination of quantitative survey data and qualitative insights from interviews and focus groups provided a comprehensive understanding of user perspectives on Study-Zone, enabling a thorough evaluation of its effectiveness and informing recommendations for future development and enhancement.

The methodology can be summarized with the help of following points:

1. Research and Requirements Gathering:

1. Conduct surveys or interviews with potential users to understand their needs and preferences.
2. Gather requirements for each section of the website, including notes, discussions, syllabus, and quizzes.
3. Analyze existing study websites to identify strengths, weaknesses, and areas for improvement.

2. Design Phase:

1. Create wireframes and prototypes for each section of the website, focusing on user-friendly interfaces and easy navigation.
2. Design the database schema to store notes, discussions, syllabus information, and quiz questions.
3. Define the overall architecture of the website, including the technologies to be used.

### 3. Development:

1. Develop the frontend using HTML, CSS, and JavaScript, ensuring responsiveness across different devices.
2. Integrate third-party libraries or frameworks as needed for enhanced functionality.

### 4. Content Creation:

1. Create and organize study notes for various subjects and topics.
2. Develop syllabus outlines for different courses or subjects.
3. Write quiz questions covering relevant concepts in Java and Python, categorized by difficulty level and topic.

### 5. Testing and Quality Assurance:

1. Conduct thorough testing of each website feature to ensure functionality, usability, and compatibility across different browsers and devices.
2. Perform user acceptance testing (UAT) with a sample group of users to gather feedback and identify any issues or areas for improvement.

### 6. Deployment:

1. Deploy the website to a hosting environment, ensuring scalability and reliability.

### 7. Maintenance and Updates:

1. Regularly monitor website performance and user feedback to identify bugs or areas for improvement.
2. Update content regularly with new study notes, discussions, syllabus updates, and additional quiz questions.

## LITERATURE SURVEY

### 2.1 Survey of Existing System:

In today's existing educational zone of the internet, information is scattered around in the form of different web pages.

We've listed out a few examples below:

- **mu.ac.in** – Students can get their required syllabus of their respective subjects on this official Mumbai University website.
- **muquestionpapers.com** – Students can access their required question papers on this website. It includes all the papers from the recent previous years, right before a revised syllabus was introduced.
- Currently, quizzes only exist in a very discrete format on educational websites, paid. We aim to distribute free quizzes and let students test their skills on our platform.
- E-books are rarely available to students and are the most important when clearing challenging topics. Our platform provides E-books respective to the syllabus of MU and hence helps the students to prepare for their examinations.

When it comes to clearing academic procedures, students can visit different websites, like the ones mentioned above to get their required materials.

These websites are owned by official/private institutions and offer students a way to swiftly break through these academic barriers.

One has to individually visit these websites and collect/download the required information to use it. Collection of this data is done manually and as mentioned before, the data is stored in a discrete manner.

Various mobile applications are available for the same purpose. Many organizations own their android application for such purpose. However, it is a paid application and not accessible to every single student.

## **2.2 Limitation in the Existing System:**

As mentioned above, information is **scattered** around the internet. We have listed different websites which students can visit to access the required resources.

However, this process is tedious. Visiting multiple websites, downloading/collecting data, organizing it according to your requirement and then accessing it to avail its benefits is time consuming. An average student will always face difficulties in organizing such huge amount of data.

Paid websites do offer all of these materials, but at a very high price. These websites too have been proven inefficient when it comes to organizing data for engineering students altogether.

A few common problems regarding this:

- A student has to visit multiple websites. It makes it confusing for the student to access required resources easily.
- Lack of knowledge testing results into idleness of one's knowledge. Just theoretical preparation won't get a student far.
- Question papers on the existing websites are not arranged in a sequential format. Maintenance of these website isn't on par. Most of the time, students have to keep using these platforms out of choice.
- Many students arrive at a dead-end when it comes to career guidance. Trusted sources are available online, but those sources also cater to a huge amount of audience.
- If a student wants to consult regarding their college-specific placement tips or just even anything regarding their college, they don't get to do so due to an absence of such a platform.
- Everything around us which offers decent services is paid. Students are not comfortable for spending when they can get all of these things online, even though they have to struggle obtaining it.

Overall, the current existing environment is not student-friendly and one has to face all of the above listed problems in their academic journey. <sup>[1]</sup>

We have also identified and taken live feedbacks about such real-world issues from students.

These roadblocks may sometimes hinder in a student's path to success.

### **Literature Survey in Tabular Format**

<b>Website / Platform</b>	<b>Purpose</b>	<b>Availability</b>	<b>Accessibility</b>
<b>mu.ac.in</b>	<b>Provides syllabus of respective subjects</b>	<b>Official Website</b>	<b>Free</b>
<b>muquestionpapers.com</b>	<b>Access to previous year question papers</b>	<b>Independent Website</b>	<b>Free</b>
<b>Educational Quizzes</b>	<b>Distribution of free quizzes for testing skills</b>	<b>Various Platforms</b>	<b>Mostly Paid</b>
<b>E-books</b>	<b>Provision of syllabus-specific e-books</b>	<b>Various Platforms</b>	<b>Mostly Paid</b>
<b>Mobile Applications</b>	<b>Access to educational resources via mobile apps</b>	<b>Various Platforms</b>	<b>Paid (Some Free)</b>

*Fig. 1. Literature Survey in Tabular Format*

## PROPOSED SYSTEM

### 3.1 Introduction:

This project was developed to help out students in need of the hour by providing them with different learning materials like Syllabus, E-Books and PYQs.

We have also provided quizzes for the students to test their knowledge and skills.

Discussions section helps students to access information registered by their seniors with a scope to learn how to tackle common academic issues.

For the above applications, the website was developed by using technology as:

- **HTML (HyperText Markup Language):**  
Provides the basic structure of the website. Using this, we define the *skeleton* of the website and add elements to it.
- **CSS (Cascading Style Sheet):**  
Helps us style the *defined skeleton* of the website. With varieties of styling options, we can make the website as attractive as possible.
- **JS (JavaScript):**  
JavaScript is a client-side scripting language which is used to dynamically modify and style elements based on the user interaction.
- **PHP (HyperText Preprocessor):**  
PHP is a server-side scripting language through which we have created bridges between our website and our database.
- **MYSQL (Structured Query Language):**  
MYSQL is a *relational database management system* which allows us to store data related to our website in an efficient and robust manner.

The above tools have helped us design the website to its fullest. We have also used:

- **VSCode (Visual Studio Code):**  
VSCode is a code editor using which we've wrote the entire code for the website.

### 3.2 Architecture / Framework:

We have defined the architecture of the website as follows:

- **Landing Page:**  
This is where the user will be routed to once he/she launches the website. It consists of different options like Discussions, Syllabus, PYQs and Contact Us.  
The entire landing page has the requirement of *Logging in* or *Signing up*.
- **Login/Sign Up Page:**  
This is where the user can login/signup into the website. The page is directly connected to our MYSQL server and data deposition/retrieval is done as per the action on the client-side.
- **Discussions Page:**  
This is where the user can access discussions of our website. This page will also be connected to our MYSQL server and we can store and retrieve data accordingly. Information will be displayed in the form of blogs.

- Syllabus Page:**  
 This is the page where user can access their required *Syllabus*, *E-books* or *PYQs*.  
 This page does not require a database connection as information is specified immediately and is static.
- Quizzes Page:**  
 This section of our website will be the one which will help students test their skills and knowledge. We have introduced *Java* and *Python* quizzes which will nurture the value of industry-level applications in the students.

### 3.3 Flowchart

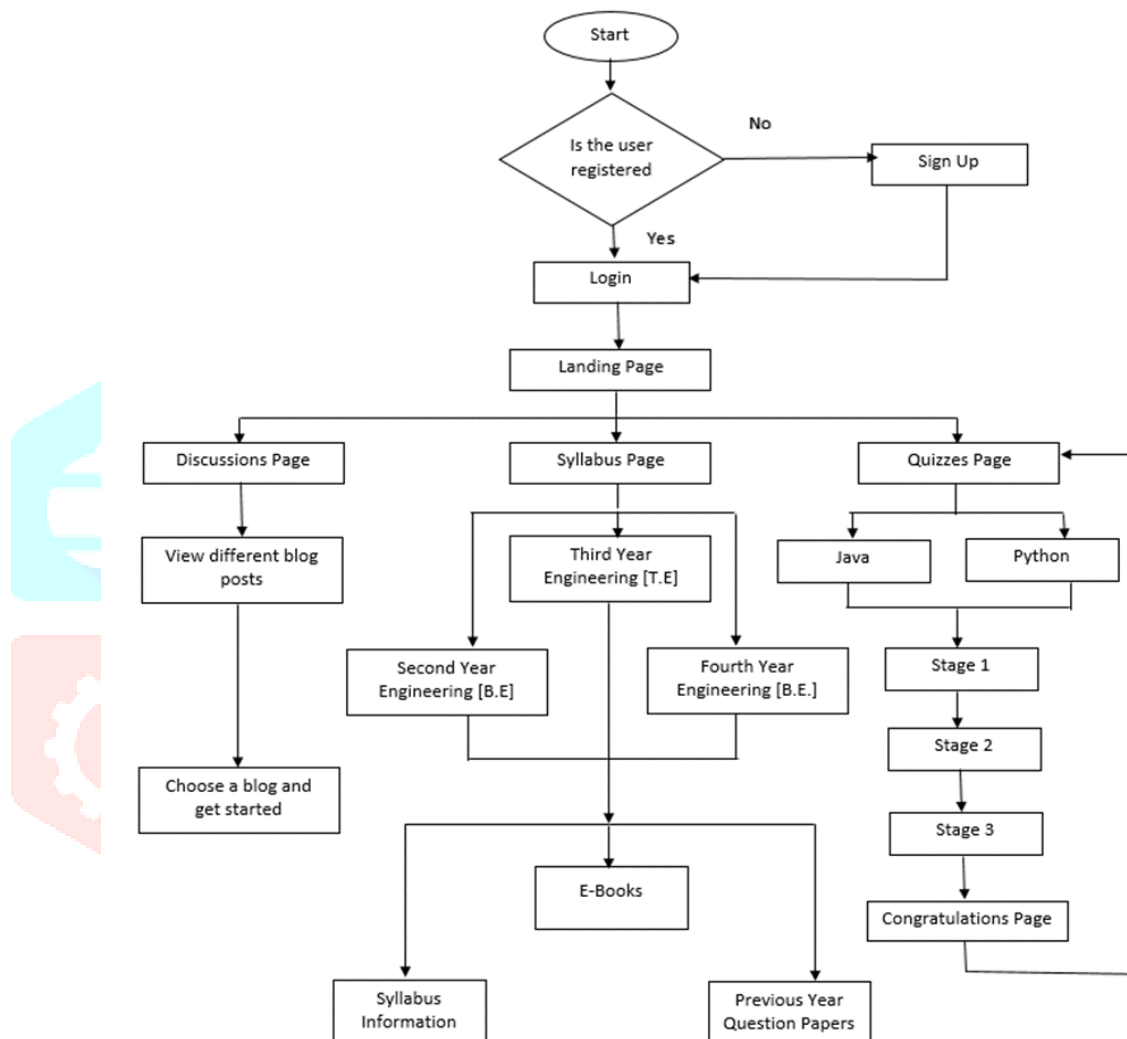


Fig. 2. Data Flow Diagram

Overall, the surveys indicate a high level of satisfaction among users with Study-Zone's functionality and utility. Students appreciate the convenience and accessibility afforded by the platform, as well as its effectiveness in facilitating learning and skill development. As a result, Study-Zone has emerged as an indispensable resource for students seeking to streamline their educational journey and achieve academic success.

### 3.4 Working and Results

The application was tested on various personal computers as well as laptops and primarily the OS used was Windows Operating System (10/11).

The following listed-out figures explain the structure of our proposed system graphically and allow us to enrich our research capabilities.

Figure 3: Depicts the home page for our website. This page contains navigations, various paths to access sub-sections of our website. Login and Sign-Up features are available in the nav bar above. Before accessing any features, the user must Login or Sign Up in order to continue.

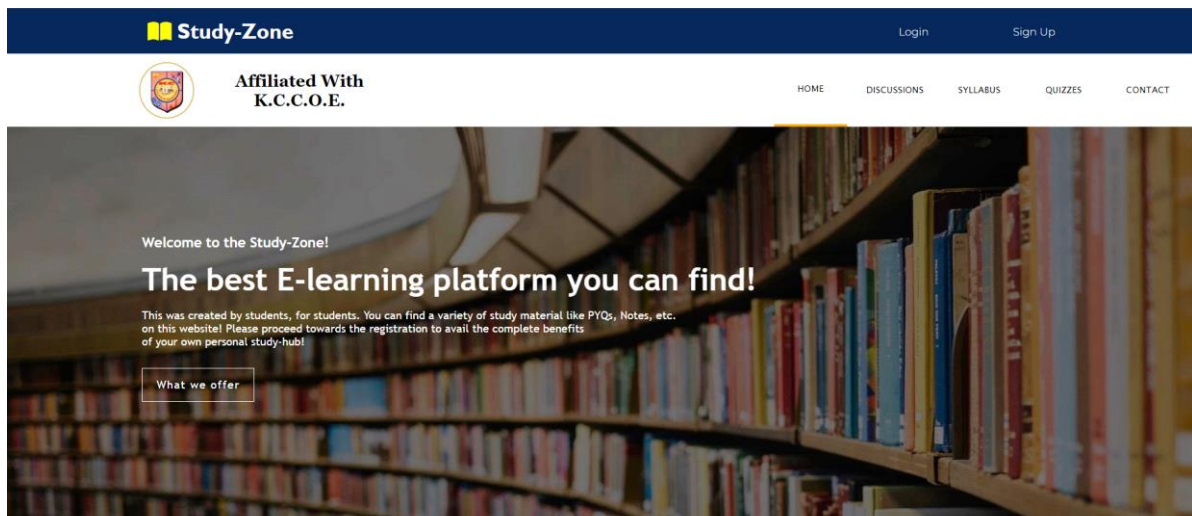


Fig. 3.1. Home page displaying the options to access sub-sections of the website

Initially, the home page redirects to the login page as the login constraint is of utmost importance when accessing resources.

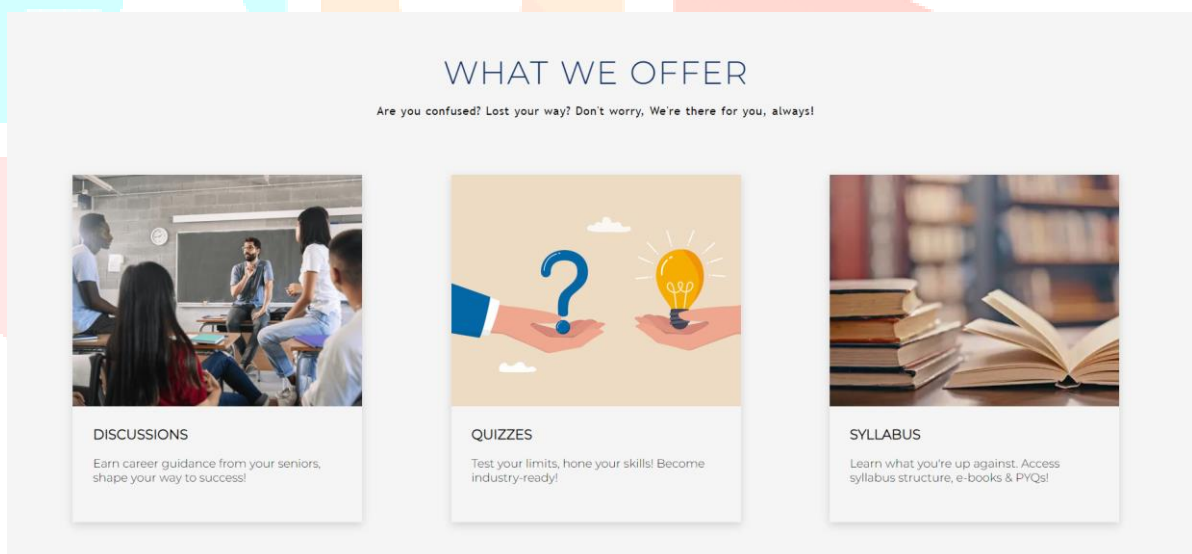


Fig. 3.2. Various cards on the home page leading to another sections.

Figure 4: This is the Login / Sign Up page for our website. The user must fill-up the required fields and Sign Up to access our website. Already Signed Up users can insert their credentials and login to the application. The Login / Sign Up pages are connected to a MYSQL Database.



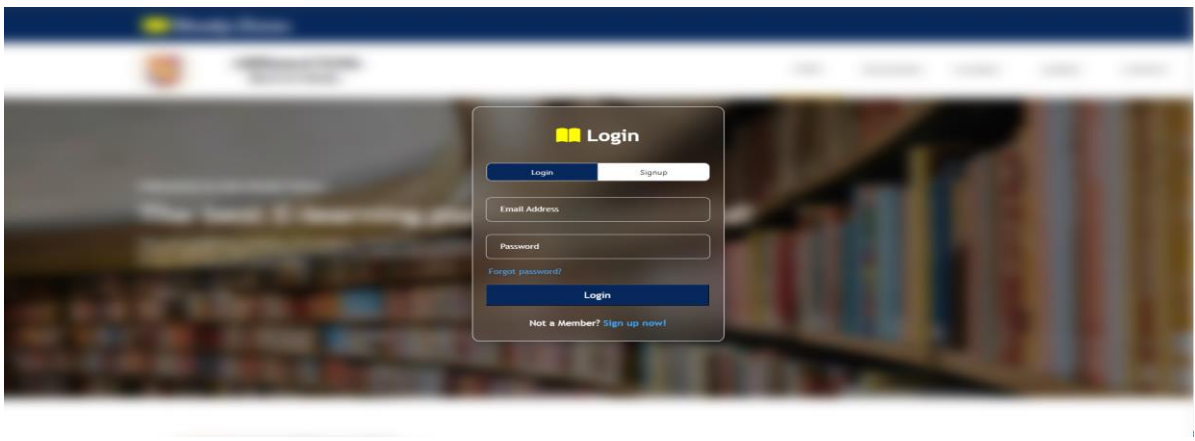


Fig. 4.1. Login Page

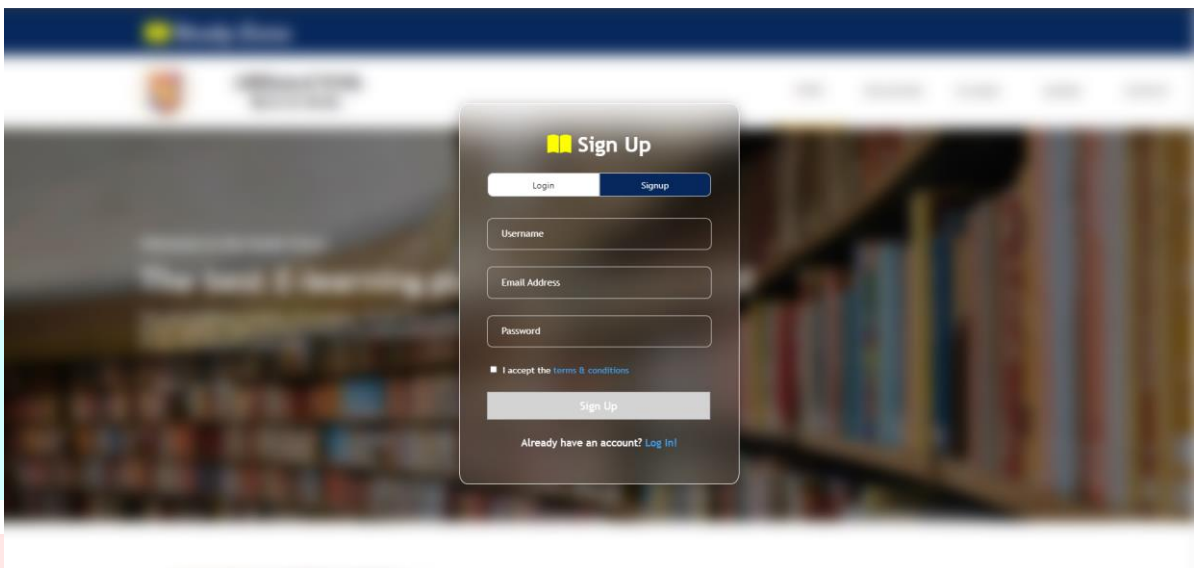


Fig. 4.2. Sign Up Page

Figure 5: Depicts the syllabus section of our website. This will lead on to three sub-sections for different required users.

This page holds three cards for redirection and has also used various graphical elements for an appealing appearance to users, thus creating a user-friendly graphical environment to work and traverse on.

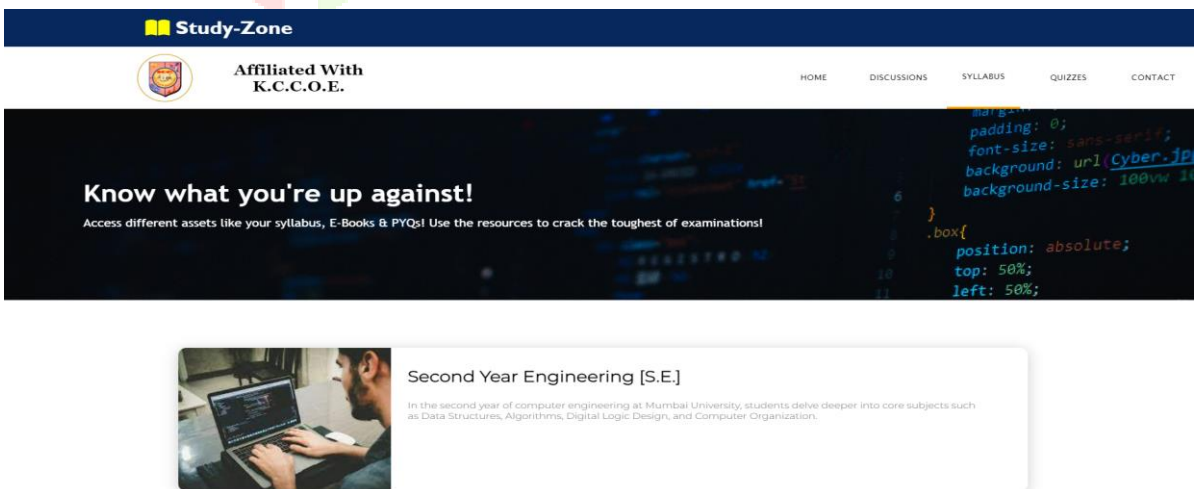
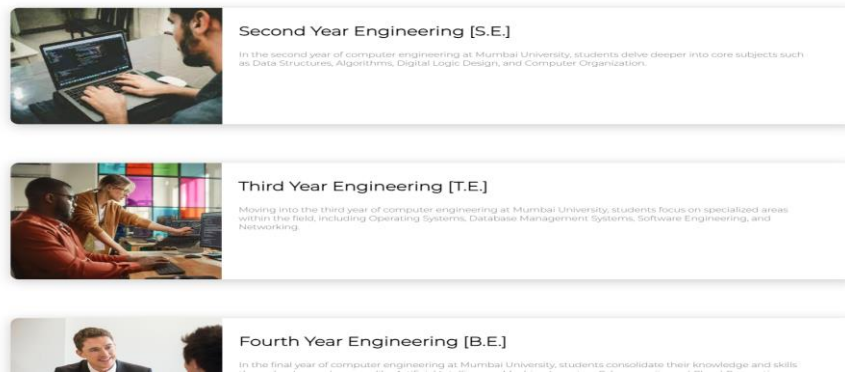


Fig. 5.1. Syllabus section

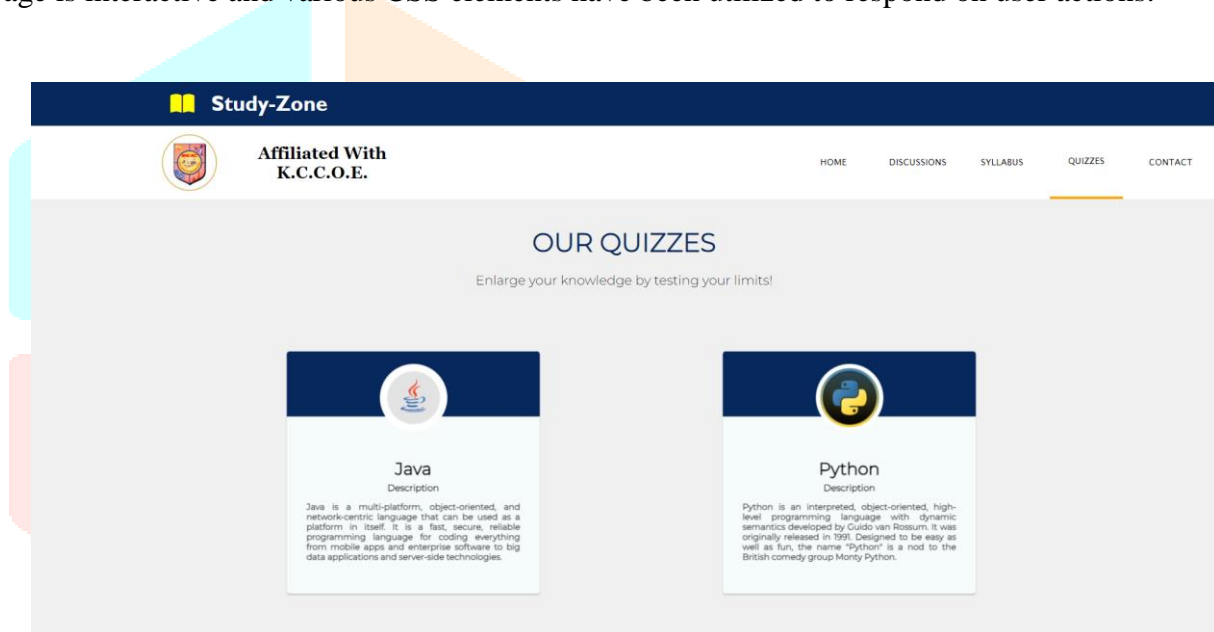
Various cards have been designed as redirectors to the next sub-sections of the website.



*Fig. 5.2. Redirection Cards*

Figure 6: Depicts the quizzes page for the website. This page has two cards which help choose the required quiz to be taken and proceed to the next sections accordingly.

The page is interactive and various CSS elements have been utilized to respond on user actions.

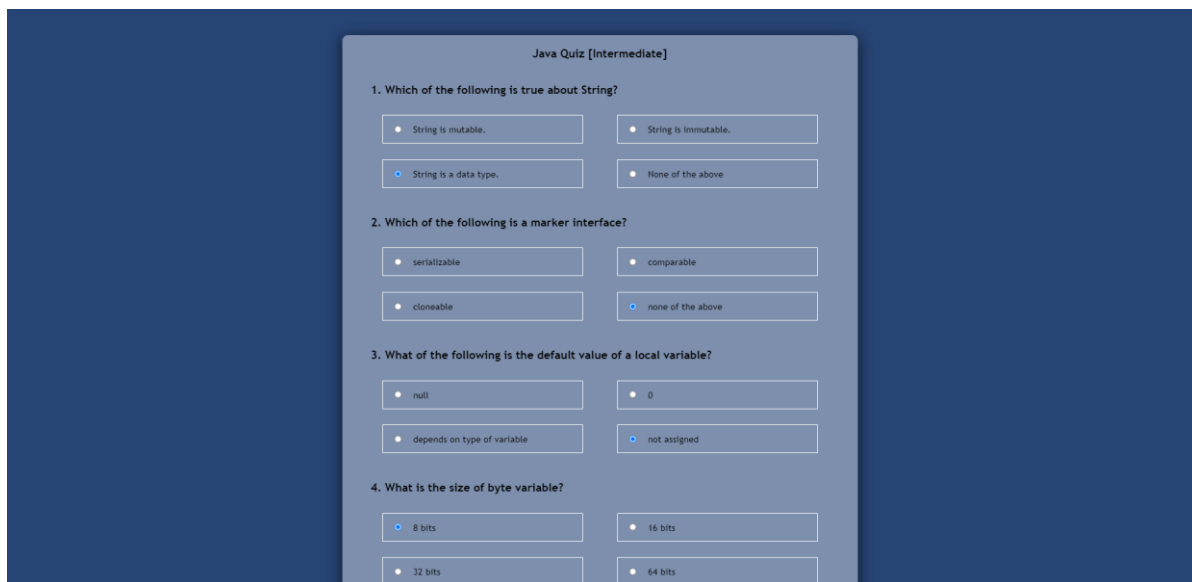


*Fig. 6.1. Quizzes – Language Choice Section*

Upon the action on a button component, the page redirects to the next section as per designed.

Figure 6.2: Depicts the actual quiz comprised on questions and choices. Various components like “divs”, “headers”

and buttons. The entire quiz plate acts as a form and the submit action redirects to the next page / next section of the quiz.



Java Quiz [Intermediate]

1. Which of the following is true about String?

- String is mutable.
- String is immutable.
- String is a data type.
- None of the above

2. Which of the following is a marker interface?

- serializable
- comparable
- cloneable
- none of the above

3. What of the following is the default value of a local variable?

- null
- 0
- depends on type of variable
- not assigned

4. What is the size of byte variable?

- 8 bits
- 16 bits
- 32 bits
- 64 bits

Fig. 6.2 Quizzes – Quiz Section

Figure 6.3: The final quizzes redirection which displays after the levels are completed. The user is congratulated upon the completion of all the levels in the quiz and a redirection component 'button' is specified to redirect the user back towards the website.

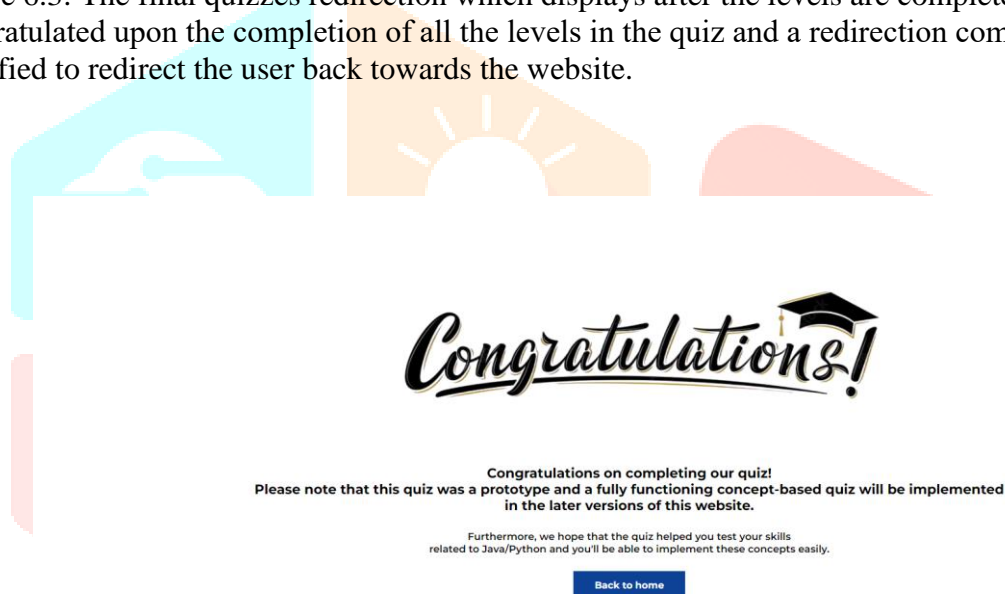


Fig. 6.3. Quizzes – Completion Certificate

Figure 7: Depicts the discussions section of the website. Cards have been displayed to access different blog posts by other users. This page acts as a hub for user interaction on the website. All of the registered users can access the page and collect information from the blogs available on the website.

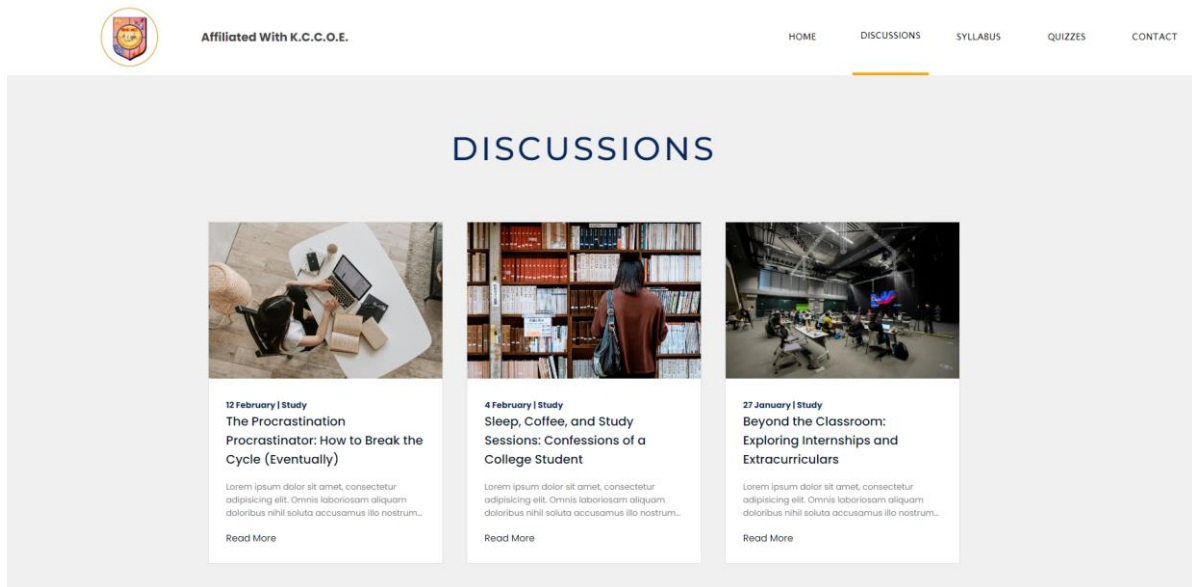


Fig. 7. Discussions Page

### 3.5 Database Requirements

The database used is MYSQL Database Management System. The database is on a smaller scale consisting of a few tables for Login / Sign Up and Former users.

We have initialized and operated on the MYSQL database through PHP. The database holds all the user credentials from the Login and Sign-Up pages which contribute to the flow of the program.

Figure 8: Displays the database structure and statistics along with currently registered user statistics.

Below listed are the table attributes

∴

email	username	password
aaryawalve43@gmail.com	AaryaWalve43	AaryaWithPHP
armaannakhuda02@gmail.com	ArmaanNakhuda02	ArmaanWithPHP
ninadwalke00@gmail.com	NinadWalke117	NinadWithPHP
samaypandey09@gmail.com	SamayPandey09	SamayWithPHP
shwetashimpi30@gmail.com	ShwetaShimpi30	ShwetaWithPHP
sushantnavle05@gmail.com	SushantNavle05	SushantWithPHP
vedikapatil@gmail.com	VedikaPatil10	Vedika@KC10

7 rows in set (0.00 sec)

Fig. 8.1. Database details and structure

These fields are directly connected to the website through a PHP server set up on the Login / Sign Up page.

### CONCLUSION

In conclusion, our project 'Study-Zone' aims to address various issues faced by students by providing a comprehensive and centralized platform for accessing educational resources. By focusing on the goals outlined in our mini-project plan, we have taken significant steps towards achieving this objective.

Firstly, by consolidating all resources into a single website, we have made it convenient for students to access study materials, quizzes, previous year question papers, and blogs on various topics related to career orientation and technical skills development.

The introduction of quizzes allows students to assess their knowledge and understanding directly on our platform, while the arrangement of previous year question papers in an organized manner facilitates easy access to important study materials for all subjects.

Furthermore, the inclusion of blogs provides a platform for seniors to share their experiences and insights, guiding juniors in their academic and career endeavors. This not only fosters a sense of community but also encourages knowledge sharing and mentorship.

Additionally, our platform offers placement-related tips and guidance, empowering students to navigate the job market with confidence and learn from the experiences of their peers.

Importantly, our website is free of cost and affiliated with K.C.C.O.E., ensuring accessibility to every student of the college and enabling them to leverage our resources for their academic and professional growth.

In summary, Study-Zone endeavors to simplify the learning process, facilitate knowledge sharing, and empower students to excel in their academic and career pursuits, ultimately contributing to their overall success and development.

## FUTURE SCOPE

There are several ways to improve and expand upon this website. A few ideas about the expansion are listed below:

- Improve the quizzes sections, add leaderboard schemes. This will allow the enrichment of a healthy competitive environment.
- Add much more data to the syllabus section so that the students can avail almost all of the benefits in their academic journey.
- Add support for much more languages like C++, JavaScript, PHP, etc. to the quizzes section.

Overall, a lot more potential exists for expanding upon this website. By addition of more features and content, the website can be made even more attractive and user-interactive enabling a comfortable environment for students to work on.

## ACKNOWLEDGEMENT

We would like to express our sincere gratitude to Professor Vedika Patil for her invaluable guidance, support, and encouragement throughout the course of this research development. Professor Patil's expertise, insightful feedback, and unwavering dedication have been instrumental in shaping the direction of our work and enhancing its quality. Her passion for excellence and commitment to academic excellence have inspired us every step of the way. We are truly fortunate to have had the opportunity to learn from her and to benefit from her mentorship. Without their assistance, this research would not have been possible.

## REFERENCES

- [1] Shivangi Viral Thakker, Jayesh Parab and Shubhankar Kaisare," *Systematic research of E-learning platforms*", Asian Association of Open Universities journal November 2020
- [2] Franky Samuel Octavianus, Alexander Hamonangan Simamora," *A Learning and Administration Website for Interns*", Journal for Lesson and Learning Studies September 2023
- [3] Maria Bellanar Ismiati, Latius Hermawan" *Online Quiz Application for Informatics and Information System Students*", JCSE (Journal of Computer Science an Engineering) February,2020

- [4] Sushant Umesh Tripathi, Prajwal Sawant, Kaynat Momin” Practical *apprasddadasaoach to learn Data Structures and Algorithms (DSA) using DSA visualizer*” TIJER 10(Issue 4),723-729
- [5] D Chavan, A Kiran” *Dot Diffusion Block Truncation Coding for Satellite Image Retrieval*” International Journal of Computer Applications 124 (4), 24-29
- [6] D Chavan, KA Bhandari “*A NEW BLOCK TRUNCATION CODING (NBTC) FOR SATELLITE IMAGE RETRIEVAL USING DOT-DIFFUSION*” IJSEER 6 (ISSN2229-5518), 9
- [7] Leni Susanti, Nur Azmi Karim and Yudi Ramdhani “*E-learning and sustainable user: the model of academic performance in e-learning*” ETMC 2023, Web of conferences 485, 01006
- [8] Shuting Chen, Julius Simon “*The Influence of e-learning on Students' Learning Motivation in Jiangsu University*” International Journal of Education and Humanities Vol. 12, No. 1, 2024

