



# Review On Smart Materials For Bio Degradable Applications

**Author: Bharathi Pendli,,**

Assistant Professor,  
Freshmen Engineering,  
St.Martin's Engineering College, Hyderabad, India

**Abstract:** Smart materials, also called intelligent or responsive materials are designed materials that have one or more properties that can be significantly changed in a controlled fashion by external stimuli, such as stress, moisture, electric or magnetic fields, light, temperature, pH, or chemical compounds. Smart materials are the basis of many applications, including sensors and actuators, or artificial muscles, particularly as electro active polymers (EAPs). Terms used to describe smart materials include shape memory material (SMM) and shape memory technology (SMT).

## I. INTRODUCTION

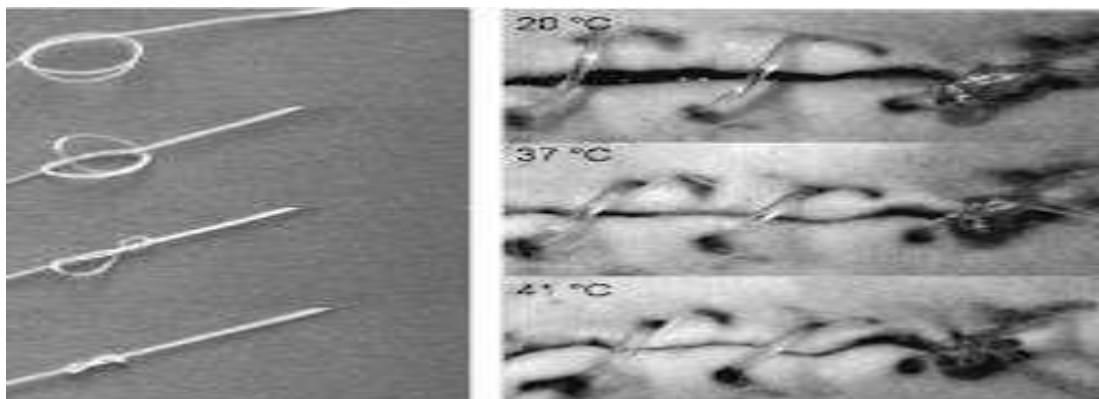
The world is increasingly seeking sustainable solutions, and materials science is no exception. Enter smart biodegradable materials, a revolutionary class of substances that not only respond to external stimuli but also decompose harmlessly after their useful

## II. WHAT MAKES THEM SMART?

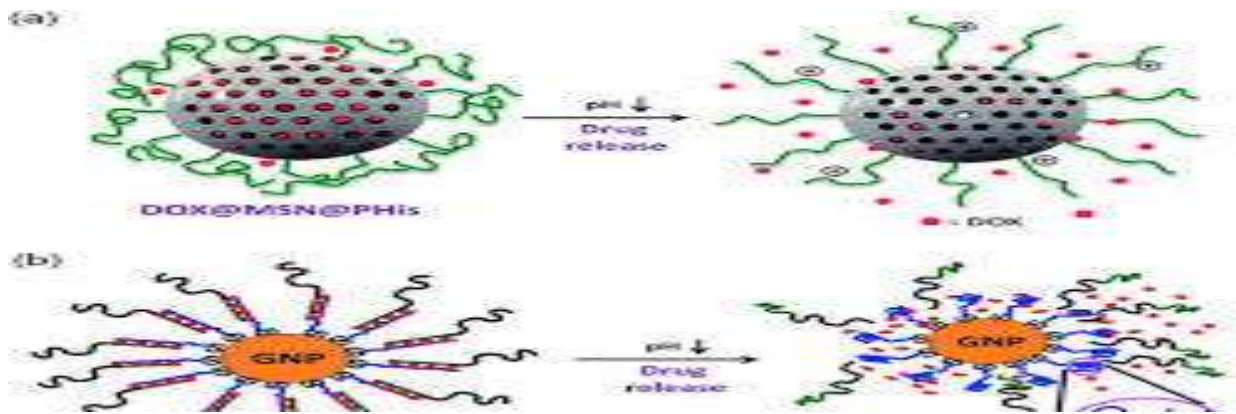
of five years. The time series monthly data is collected on stock prices for sample firms and relative macroeconomic variables for the period of 5 years. The data collection period is ranging from January 2010 to Dec 2014. Monthly prices of KSE -100 Index is taken from yahoo finance.

## III. TEMPERATURE

- Imagine surgical sutures made from shape-memory polymers that tighten at body temperature, ensuring a perfect fit for wound healing



- pH: Envision drug delivery systems made from hydrogels that release medication only in specific acidic environments, targeting diseased tissues precisely.



- Light: Picture bandages made from chromic materials that change color when exposed to harmful bacteria, indicating the need for replacement.

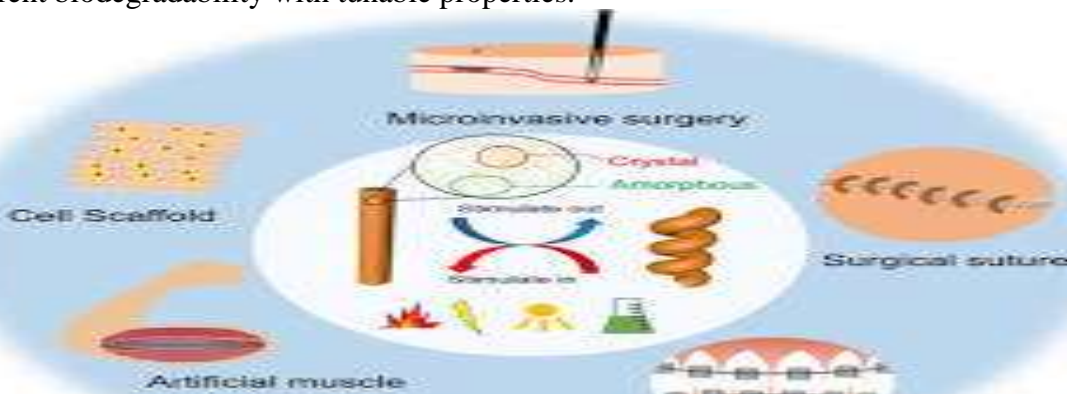
**IV. THESE RESPONSES ARE OFTEN ENABLED BY:**

- Microscopic structures: Tiny particles within the material can shift or rearrange, altering its overall behavior.
- Chemical modifications: Tailoring the molecular makeup of the material can imbue it with specific responsiveness.

**Types of Smart Biodegradable Materials:**

The diversity of smart biodegradable materials is astounding, each with its own set of advantages and promising applications:

- **Natural Polymers:** Think silk, cellulose, and chitosan, derived from renewable sources and offering inherent biodegradability with tunable properties.



- **Synthetic Biopolymers:** These lab-designed polymers can mimic natural materials while providing enhanced functionalities like controlled degradation rates.



- Composite Materials: Blending natural and synthetic polymers creates materials with synergistic properties, catering to specific needs.


### Applications Galore:

The potential applications of smart biodegradable materials are as diverse as their compositions. Here are a few glimpses into a greener future, accompanied by visuals!

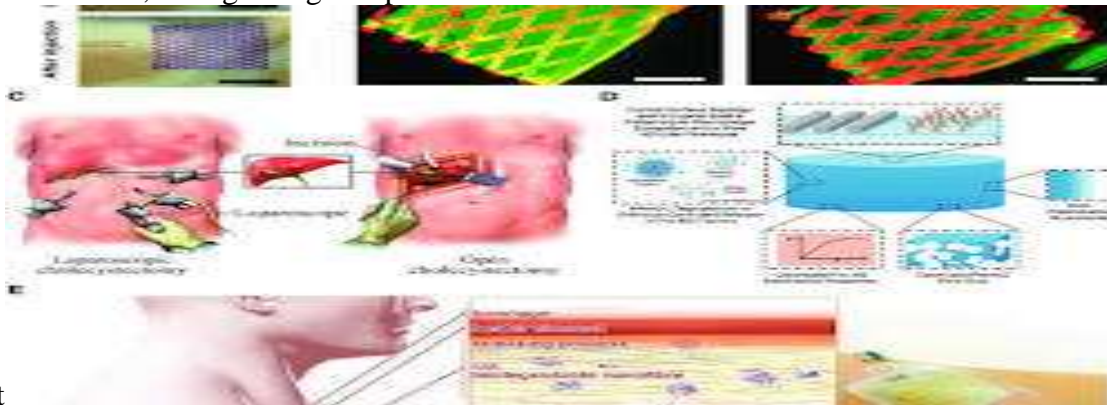
- **Medicine:** Smart bandages monitor wounds, release targeted drugs, and even adapt to tissue regeneration.



- **Drug Delivery:** Implantable capsules made from hydrogels release medication in response to specific biological markers, minimizing side effects.



- **Tissue Engineering:** Scaffolds made from natural polymers like collagen guide and support the growth of new tissues, aiding in organ repair.



- **Environmental Remediation:** Smart biofilters made from chitosan capture and degrade pollutants from water and soil.
- **Sustainable Packaging:** Imagine food wrappings made from cellulose derivatives that self-destruct after use, reducing plastic waste significantly.



**Smart Biodegradable Materials:** A Promising Future with Challenges to Overcome The world of smart biodegradable materials is filled with exciting possibilities. Imagine materials that respond to their environment, deliver targeted drugs, and ultimately decompose harmlessly, leaving no trace behind. While the potential is vast, there are still challenges to overcome before these revolutionary materials reach their full potential.

**Here are some key challenges facing smart biodegradable materials:**

**1. Cost-effectiveness:** Currently, producing these materials at scale is often expensive. This is due to several factors, including the complex synthesis processes and the need for specialized equipment. To be truly viable, the cost of production needs to come down significantly.



chemist looking at a flask of colorful liquid in a lab

**2. Long-term stability:** Tailoring the biodegradability of these materials while ensuring they maintain their desired properties for a specific timeframe can be tricky. Finding the right balance between biodegradability and functionality is crucial for many applications.

**3. Regulatory pathways:** As novel materials, smart biodegradable materials need to undergo rigorous safety and efficacy testing before they can be used in real-world applications. Establishing clear regulatory pathways will be essential for their widespread adoption.



person looking at a chart with regulations written on it

**4. Controlled degradation:** Predicting and controlling the exact rate of degradation for these materials can be challenging. This is especially important for medical applications, where precise control over the material's lifespan is crucial.

**5. Mechanical properties:** Some smart biodegradable materials may not possess the necessary mechanical strength or flexibility for certain applications. Balancing biodegradability with desirable mechanical properties is an ongoing research area.

Despite these challenges, the future of smart biodegradable materials is bright. Ongoing research and development are addressing these hurdles, and new breakthroughs are constantly being made. With continued innovation and collaboration, these materials have the potential to revolutionize various fields, from medicine and environmental protection to sustainable packaging and agriculture.

Here are some promising areas of research that could pave the way for the future of smart biodegradable materials:

- **Development of new, cost-effective synthesis methods:** By optimizing existing processes and exploring alternative materials, researchers are working to bring down the production cost of these materials.
- **Computational modeling and simulation:** Advanced modeling tools can help predict the behavior and degradation rate of these materials, leading to more precise design and control.
- **Bioinspired approaches:** Nature offers a wealth of inspiration for designing smart and biodegradable materials. By mimicking natural structures and processes, researchers can create materials with superior properties.
- **New applications:** As the understanding of these materials grows, new and innovative applications are constantly being explored. This could lead to breakthroughs in areas like regenerative medicine, environmental monitoring, and personalized healthcare.

The journey towards unlocking the full potential of smart biodegradable materials is ongoing, but the challenges are being tackled with ingenuity and dedication. As we continue to push the boundaries of science and technology, these revolutionary materials hold the promise of a more sustainable and healthy future for all.

### *Smart Biodegradable Materials: A Sustainable Leap Forward with Promising Outlook*

#### **Summary:**

- **Smart biodegradable materials** are a revolutionary class of substances that respond to external stimuli (temperature, pH, light) and decompose harmlessly after their use.
- They offer immense potential for **sustainability** across various fields like medicine, drug delivery, environmental remediation, and sustainable packaging.
- Their unique properties are enabled by microscopic structures and chemical modifications within the material.
- Different types of smart biodegradable materials exist, including natural polymers (silk, cellulose), synthetic biopolymers, and composite materials.

#### **Challenges:**

- **Cost-effectiveness:** Production needs to become more affordable.
- **Long-term stability:** Balancing biodegradability with desired lifespan can be tricky.
- **Regulatory pathways:** Establishing safety and efficacy protocols takes time.
- **Controlled degradation:** Precise control over the degradation rate is crucial.
- **Mechanical properties:** Enhancing strength and flexibility for certain applications is important.

## Outlook:

- The future of smart biodegradable materials is **bright**, with ongoing research addressing the challenges.
- Promising areas include new synthesis methods, computational modeling, bioinspired approaches, and exploring new applications.
- These materials hold the potential to revolutionize various fields and **shape a more sustainable and healthy future**.

## CONCLUSION

In conclusion, the review of smart materials for biodegradable applications reveals a promising intersection of technological innovation and environmental sustainability. The findings underscore the significance of these materials in addressing ecological concerns associated with non-biodegradable counterparts. The controlled biodegradability and stimuli responsiveness of smart materials open avenues for diverse applications, ranging from biomedical devices to sustainable packaging and environmental monitoring.

- The experiments conducted demonstrate the feasibility of integrating smart biodegradable materials into practical devices, showcasing their potential to revolutionize various industries. While challenges such as scalability and real-world variability exist, ongoing research and collaborative efforts can further refine these materials for broader implementation.
- The environmental significance of these materials cannot be overstated, offering a viable solution to reduce pollution and promote resource efficiency. Their applications span across healthcare, agriculture, electronics, and more, indicating a versatile and impactful role in shaping a sustainable future.
- In light of these findings, it is evident that smart materials for biodegradable applications represent a crucial step towards fostering environmentally conscious practices. Future research endeavors should continue to refine their properties, address challenges, and explore novel applications, ultimately contributing to a more sustainable and resilient global ecosystem.

## References

- [1]. Levy, T.E., et al., Early Bronze Age metallurgy: a newly discovered copper manufactory in southern Jordan. *Antiquity*, 2002. 76(292): p. 425-437.
- [2]. Callister, W.D. and D.G. Rethwisch, *Materials science and engineering: an introduction*. Vol. 7. 2007: John Wiley & Sons New York.
- [3]. Braun, A., E. Braun, and S. MacDonald, *Revolution in miniature: The history and impact of semiconductor electronics*. 1982: Cambridge University Press.
- [4]. Akiyama, M., et al., Piezoelectric thin film, piezoelectric material, and fabrication method of piezoelectric thin film and piezoelectric material, and piezoelectric resonator, actuator element, and physical sensor using piezoelectric thin film. 2010, Google Patents.
- [5]. Humphrey, T. and H. Linke, Reversible thermoelectric nanomaterials. *Physical review letters*, 2005. 94(9): p. 096601.
- [6]. Ward, M.A. and T.K. Georgiou, Thermoresponsive polymers for biomedical applications. *Polymers*, 2011. 3(3): p. 1215-1242.
- [7]. Andle, J.C. and R.M. Lec, Monolithic piezoelectric sensor (MPS) for sensing chemical, biochemical and physical measurands. 2000, Google Patents.
- [8]. Ueno, N., M. Akiyama, and H. Tateyama, Piezoelectric sensor and input device including same. 2006, Google Patents.
- [9]. Shahinpoor, M., Shape memory alloy temperature sensor. 2005, Google Patents.
- [10]. MacGregor, R., Shape memory alloy actuators and control methods. 2003, Google Patents.
- [11]. Mernøe, M., Shape memory alloy actuator. 2005, Google Patents.
- [12]. Ormerod, W. and R.R. Tipton, Piezo-electric actuator operable in an electrolytic fluid. 2000, Google Patents.
- [13]. Ryyänen, M., Electrostrictive polymer as a combined haptic-seal actuator. 2008, Google Patents.
- [14]. Dietz, T.G. and H. Jaeger, Magnetostrictive actuator of a medical ultrasound transducer

assembly, and a medical ultrasound handpiece and a medical ultrasound system having such actuator. 2013, Google Patents.

- [15]. Hawkins, M.J., P. Soon-Shiong, and N. Desai, Protein nanoparticles as drug carriers in clinical medicine. *Advanced drug delivery reviews*, 2008. 60(8): p. 876-885.
- [16]. Piras, A.M., et al., A new biocompatible nanoparticle delivery system for the release of fibrinolytic drugs. *International journal of pharmaceutics*, 2008. 357(1-2): p. 260-271.
- [17]. Takagi, T. A concept of intelligent materials and the current activities of intelligent materials in Japan. in *First European Conference on Smart Structures and Materials*. 1992. International Society for Optics and Photonics.
- [18]. McCabe, J., et al., Smart materials in dentistry. *Australian dental journal*, 2011. 56: p. 3-10.
- [19]. Bogue, R., Smart materials: a review of recent developments. *Assembly Automation*, 2012. 32(1): p. 3-7.
- [20]. Hensel, M.U., Performance-oriented Architecture and the Spatial and Material Organisation Complex. Rethinking the Definition, Role and Performative Capacity of the Spatial and Material Boundaries of the Built Environment. *FormAkademisk-forskningstidsskrift for design og designdidaktikk*, 2011. 4(1).
- [21]. Addington, D.M. and D.L. Schodek, Smart materials and new technologies: for the architecture and design professions. 2005: Routledge.
- [22]. Addington, M. and D. Schodek, Smart Materials and Technologies in Architecture: For the Architecture and Design Professions. 2012: Routledge.
- [23]. Sadeghi, M.J., P. Masudifar, and F. Faizi. The Function of Smart Material's behavior in architecture. in *International Conference on Intelligent Building and Management, LACSIT* press. 2011.
- [24]. Mohamed, A.S.Y., Smart materials innovative technologies in architecture; towards innovative design paradigm. *Energy Procedia*, 2017. 115: p. 139-154.
- [25]. Song, Y., W. Wei, and X. Qu, Colorimetric biosensing using smart materials. *Advanced Materials*, 2011. 23(37): p. 4215-4236.
- [26]. Kamila, S., Introduction, classification and applications of smart materials: an overview. *American Journal of Applied Sciences*, 2013. 10(8): p. 876.
- [27]. Gautam, P. and A. Valiathan, Bio-smart dentistry: stepping into the future! *Trends in Biomaterials and Artificial Organs*, 2008. 21(2): p. 94-97.
- [28]. Ferrara, M. and M. Bengisu, Materials that change color, in *Materials that Change Color*. 2014, Springer. p. 9-60.
- [29]. Parida, B., S. Iniyar, and R. Goic, A review of solar photovoltaic technologies. *Renewable and sustainable energy reviews*, 2011. 15(3): p. 1625-1636.
- [30]. Chang, M.-H., et al., Light emitting diodes reliability review. *Microelectronics Reliability*, 2012. 52(5): p. 762-782.
- [31]. Bai, Y., et al., Ferroelectric, pyroelectric, and piezoelectric properties of a photovoltaic perovskite oxide. *Applied Physics Letters*, 2017. 110(6): p. 063903.
- [32]. Schodek, D.L., *Smart Materials And Technologies in Architecture*. 2005: Taylor & Francis.
- [33]. Vainstein, E., *Smart materials and constructions*. *Polymer-Plastics Technology and Engineering*, 2001. 40(5): p. 703-714.
- [34]. Dye, D., Shape memory alloys: Towards practical actuators. *Nature materials*, 2015. 14(8): p. 760.
- [35]. Ölander, A., An electrochemical investigation of solid cadmium-gold alloys. *Journal of the American Chemical Society*, 1932. 54(10): p. 3819-3833.
- [36]. Greninger, A.B. and V.G. Mooradian, Strain transformation in metastable beta copper-zinc and beta copper-Ti alloys. *AIME TRANS*, 1938. 128: p. 337-369.
- [37]. Kumar, M.P., D. Simhachalam, and N. Ramanaiah, A review on Titanium Niobium Shape Memory Alloys (SMA). *Journal of Material Science and Mechanical Engineering (JMSME)*, ISSN, 2015: p. 2293-9095.
- [38]. Buehler, W.J. and F.E. Wang, A summary of recent research on the Nitinol alloys and their potential application in ocean engineering. *Ocean Engineering*, 1968. 1(1): p. 105-120.
- [39]. Huang, W., Shape memory alloys and their application to actuators for deployable structures. 1998.
- [40]. Hautcoeur, A., F. Fouché, and J. Sicre, Cu-Al-Ni Shape Memory Single Crystal Wires with High Transformation Temperature. 2016.
- [41]. Smith, G., Photochromic glasses: properties and applications. *Journal of Materials Science*,

1967. 2(2): p. 139-152.

[42]. Kök, M., et al., Examination of phase changes in the CuAl high-temperature shape memory alloy with the addition of a third element. *Journal of Thermal Analysis and Calorimetry*, 2018.

133(2): p. 845-850.

[43]. Ibrahim, M.K., E. Hamzah, and S.N. Saud, Microstructure, Phase Transformation, Mechanical Behavior, Bio-corrosion and Antibacterial Properties of Ti-Nb-xSn (x= 0, 0.25, 0.5 and 1.5) SMAs. *Journal of Materials Engineering and Performance*, 2019. 28(1): p. 382-393.

[44]. Kök, M. and G. Ateş, The effect of addition of various elements on properties of NiTi-based shape memory alloys for biomedical application. *The European Physical Journal Plus*, 2017.

132(4): p. 185.

[45]. Ibrahim, M.K., et al., Effect of Sn additions on the microstructure, mechanical properties, corrosion and bioactivity behaviour of biomedical Ti-Ta shape memory alloys. *Journal of Thermal Analysis and Calorimetry*, 2018. 131(2): p. 1165-1175.

[46]. Ercan, E., F. Dagdelen, and I. Qader, Effect of tantalum contents on transformation temperatures, thermal behaviors and microstructure of CuAlTa HTSMAs. *Journal of Thermal Analysis and Calorimetry*, 2019: p. 1-8.

[47]. Dagdelen, F., M. Kok, and I. Qader, Effects of Ta Content on Thermodynamic Properties and Transformation Temperatures of Shape Memory NiTi Alloy. *Metals and Materials International*, 2019: p. 1-8.

[48]. Kök, M., et al., The effects of cobalt elements addition on Ti<sub>2</sub>Ni phases, thermodynamics parameters, crystal structure and transformation temperature of NiTi shape memory alloys. *The European Physical Journal Plus*, 2019. 134(5): p. 197.

[49]. Kök, M. and Y. Aydoğdu, Effect of heat treatment on the physical properties of Ni-Mn-Ga alloy. *Thermochimica acta*, 2012. 548: p. 51-55.

[50]. Dagdelen, F., et al., Influence of Ni addition and heat treatment on phase transformation temperatures and microstructures of a ternary CuAlCr alloy. *The European Physical Journal Plus*, 2019. 134(2): p. 66.

[51]. Qader, I.N., M. Kök, and F. Dağdelen, Effect of heat treatment on thermodynamics parameters, crystal and microstructure of (Cu-Al-Ni-Hf) shape memory alloy. *Physica B: Condensed Matter*, 2019. 553: p. 1-5.

[52]. Saedi, S., et al., The influence of heat treatment on the thermomechanical response of Ni-rich NiTi alloys manufactured by selective laser melting. *Journal of Alloys and Compounds*, 2016. 677: p. 204-210.

[53]. Varzaneh, A.G., et al., Effect of heat treatment on martensitic transformation of Ni<sub>47</sub>Mn<sub>40</sub>Sn<sub>13</sub> ferromagnetic shape memory alloy prepared by mechanical alloying. *Metals and Materials International*, 2015. 21(4): p. 758-764.

[54]. Aydoğdu, Y., et al. The effects of thermal procedure on transformation temperature, crystal structure and microstructure of Cu-Al-Co shape memory alloy. in *Journal of Physics: Conference Series*. 2016. IOP Publishing.

[55]. Ozcan, H., et al., Effects of cyclic heat treatment and aging on superelasticity in oligocrystalline Fe-Mn-Al-Ni shape memory alloy wires. *Scripta Materialia*, 2017. 134: p. 66-70.

[56]. Kök, M., et al. The change of transformation temperature on NiTi shape memory alloy by pressure and thermal ageing. in *Journal of Physics: Conference Series*. 2016. IOP Publishing.

[57]. Yang, C., et al., Effects of thermo-mechanical treatment on a Fe-30Mn-6Si shape memory alloy. *Materials Science and Engineering: A*, 2008. 497(1-2): p. 445-450.

[58]. Saud, S.N., et al., Structure-property relationship of Cu-Al-Ni-Fe shape memory alloys in different quenching media. *Journal of materials engineering and performance*, 2014. 23(1): p. 255-261.