



“THE EFFECTIVENESS OF PAMPHLET ON KNOWLEDGE REGARDING PNEUMONIA VACCINATION AMONG ELIGIBLE COUPLES”

AUTHOR: Ms Priyanka, Ph.D Scholar, Malwanchal University

Dr. Jitendra Chicholkar, Research Supervisor, Malwanchal University

ABSTRACT

Introduction: Vaccines are known as active immunizing agents. An ideal vaccine should be easy to produce in a well standardized preparation, be easy to administer, not produce disease in the recipient, induce permanent immunity, be free of toxic substances, and have minimal adverse effects.

Method: The research approach used for the study was one group pre-test post-test design. The subjects selected for the study were eligible couple in rural community areas of Balaghat. The sample consisted of 100 eligible couple. The study participants were selected by non-probability convenient sampling technique. With a sample of 10 eligible couple, pilot study was conducted. The reliability co-efficient were calculated to be 0.87. The findings revealed that knowledge scores of the eligible couple were in adequate before the administration of Pamphlet on pneumococcal vaccination. The Pamphlet helped them to update their knowledge on pneumococcal vaccination. The mean post-test knowledge of sample significantly increased after administration of Pamphlet. The data was analyzed by applying Descriptive and Inferential statistics. The results of the study indicated that the eligible couple do not have adequate knowledge on pneumococcal vaccination. This assessment project has helped the investigator to develop an Pamphlet to improve the knowledge on pneumococcal vaccination. The results have also shown that various demographic variable have significant association with respect to the knowledge of eligible couple regarding pneumococcal vaccination.

Keywords: pneumococcal vaccination; knowledge; eligible couple, rural areas.

INTRODUCTION

Vaccination is an effective means of prevention and contributes to reducing childhood mortality, particularly infant mortality due to vaccine preventable diseases. Most of the vaccines are the discoveries of this century. The expanded program of immunization was launched globally by the world health organization.

Pneumonia is the leading cause of mortality and a common cause of morbidity in children below five years of age. In the developing countries pneumonial one kills 3 million children every year. It is responsible for 19% of all deaths in children below five years of age.

NEED FOR THE STUDY:

Pneumococcal infections are a burning and challenging issues for nursing professionals to tackle with the problems. It is very essential that the eligible couple of under-five children must be taught regarding the benefits of vaccination that can help children to be protected from such infections as they are prone to get pneumonia from community or possibly after a cold or flu. Health care provider can teach parents about the color and labeling of the vaccine vial to protect the child from getting vaccines beyond the expiry date and wrong vaccine. Parents of under- five children should be informed that if the child has a community acquired pneumonia, pneumococcal vaccination can be taken to prevent development of serious life threatening complications. Eligible couple should be informed that the Pneumococcal vaccination is only a help to reduce the disease burden but still it's the individual responsibility to take care of children by providing right food and better management of indoor pollution etc.

STATEMENT OF THE PROBLEM

“A study to assess the effectiveness of Pamphlet regarding the knowledge on pneumococcal vaccination among eligible couple of selected rural community areas of Balaghat. M.P.”

OBJECTIVES OF THE STUDY

- To assess the pre-test knowledge score regarding the pneumococcal vaccination among eligible couple of selected rural community areas of Balaghat. M.P.
- To assess the posttest knowledge score regarding pneumococcal vaccination among eligible couple of selected rural community areas of Balaghat. M.P.
- To compare the pre-test and posttest knowledge score regarding pneumococcal vaccination among eligible couple of selected rural community areas of Balaghat. M.P.
- To find out association between pre-test knowledge score with selected demographic variables regarding knowledge on pneumococcal vaccination among eligible couple of under-five children.

RESEARCH HYPOTHESIS

H₁: There will be a significant difference between the mean pre-test score and post test score on knowledge regarding the pneumococcal vaccination among eligible couple at the level of $p \leq 0.05$.

H₂: There will be a significant association between the pre test score on knowledge regarding the pneumococcal vaccination among eligible couple with the selected demographic variables

RESEARCH METHODOLOGY

RESEARCH APPROACH

An Evaluative approach was used in the study and was considered more appropriate for this study.

RESEARCH DESIGN

In the present study “one group pre-test, post-test design” was selected which is a pre experimental design to measure the effectiveness of pamphlet regarding pneumococcal vaccination among eligible couple of under five children.

VARIABLES UNDER STUDY

1. DEPENDENT VARIABLE:

In this study, knowledge of eligible couple regarding pneumococcal vaccination is the dependent variable.

2. INDEPENDENT VARIABLE:

In this study independent variable is Pamphlet regarding pneumococcal vaccination

3. DEMOGRAPHIC VARIABLES:

Age, religion, Educational status of mother, occupation of mother, monthly family income, type of family and previous knowledge regarding pneumococcal vaccination.

SETTING OF THE STUDY

Based on the investigator's familiarity with the setting and availability of the samples, present study was conducted at selected rural areas of Balaghat..

SAMPLE

In this study, the sample size consists of 100 eligible couple from selected rural areas of Balaghat., who satisfied the inclusion criteria.

SAMPLE SIZE

A sample of 100 eligible couple in selected rural areas of Balaghat..

SAMPLING TECHNIQUE

In the present study non-probability convenient sampling technique was adopted to select the sample.

SAMPLING CRITERIA

Inclusion Criteria

- The eligible couple of present during the data collection period.
- Eligible couple of who are willing to participate.
- Eligible couple who can understand Hindi &English.

Exclusion Criteria

- Eligible couple who are not present at the time of study
- Eligible couple of who are not willing to participate

RESULTS

- Section I:Description of sample characteristics
- Section II: Assessment of knowledge
- Section III: Evaluating effectiveness of Pamphlet
- SectionIV: Association of Pre-test knowledge score with selected demographic variables.

SECTION- I**DEMOGRAPHIC PROFILE OF ELIGIBLE COUPLE****Distribution of samples by their age****N=100**

| 1.Age in years | Frequency | Percentage |
|-----------------------|------------------|-------------------|
| a.20-25years | 18 | 18 |
| b.26-30 years | 60 | 60 |
| c.Above30years | 22 | 22 |
| Total | 100 | 100 |

Distribution of samples by their Religion**N=100**

| 2.Religion | Frequency | Percentage |
|-------------------|------------------|-------------------|
| a.Hindu | 66 | 66 |
| b.Muslim | 22 | 22 |
| c.Christian | 12 | 12 |
| d.Others | 00 | 00 |
| Total | 100 | 100 |

Distribution of samples according to their Education**N=100**

| 3.Educationof Mother | Frequency | Percentage |
|-----------------------------|------------------|-------------------|
| a.PrimarySchool | 12 | 12 |
| b.SecondarySchool | 50 | 50 |
| c.Pre-universityeducation | 26 | 26 |
| d.Graduation&above | 12 | 12 |
| Total | 100 | 100 |

Distribution of samples according to mother's occupation

N=100

| 4.Occupationof Mother | Frequency | Percentage |
|--------------------------|-----------|------------|
| a.Housewife | 34 | 34 |
| b.Employee(Govt/Private) | 26 | 26 |
| c.Business | 22 | 22 |
| d.Dailywages | 18 | 18 |
| Total | 100 | 100 |

Distribution of samples according to family monthly income.

N=100

| 5.FamilyMonthlyIncome | Frequency | Percentage |
|-----------------------|-----------|------------|
| a.LessthanRs.10,000 | 38 | 38 |
| b.Rs.10,001-20000 | 26 | 26 |
| c.Rs.20,001-30,000 | 20 | 20 |
| d.Rs.30,001 and above | 16 | 16 |
| Total | 100 | 100 |

Distribution of subjects by type of family

N=100

| 6.Typeof Family | Frequency | Percentage |
|-----------------|-----------|------------|
| a.Nuclear | 44 | 44 |
| b.Joint | 56 | 56 |
| Total | 100 | 100 |

Distribution of subjects by their previous knowledge regarding pneumococcal vaccination

N=100

| 7.PreviousKnowledge | Frequency | Percentage |
|---------------------|-----------|------------|
| a.Yes | 06 | 06 |
| b.No | 94 | 94 |
| Total | 100 | 100 |

Distribution of samples according to source of information.

N=100

| 8.Source of information | Frequency | Percentage |
|-------------------------|-----------|------------|
| a.Family members | 06 | 06 |
| b.Friends | 26 | 26 |
| c.Television | 36 | 36 |
| d.Newspaper | 32 | 32 |
| Total | 100 | 100 |

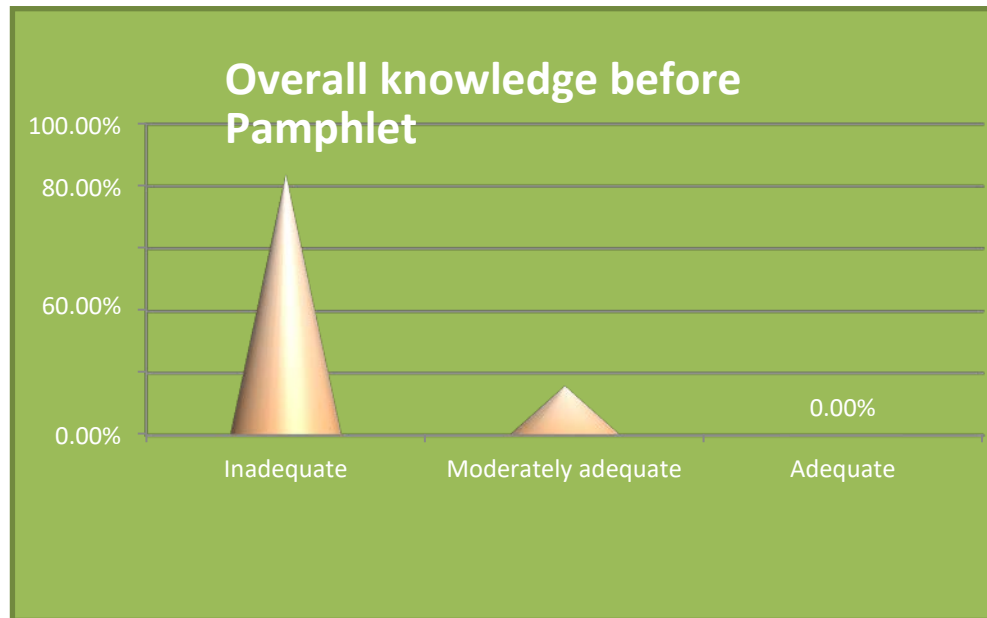
SECTION-II**ASSESSMENT OF KNOWLEDGE ON PNEUMOCOCCAL VACCINATION AMONG ELIGIBLE COUPLE OF UNDER FIVE CHILDREN BEFORE PAMPHLET**

| SlNo | Knowledge | Max possible Score | Mean | SD | Mean Score % |
|------|--------------------------|--------------------|------|------|--------------|
| 1. | Pneumococcal vaccination | 25 | 11.5 | 1.47 | 46% |

The summary of statistical outcomes of analysis, the mean knowledge regarding pneumococcal vaccination among eligible couple of under five children was 11.5 and SD 1.47 before Pamphlet. The mean score percentage was computed and it was found to be 46%. From the results it was found that the sample subjects were having inadequate knowledge regarding pneumococcal vaccination.

OVERALL KNOWLEDGE OF ELIGIBLE COUPLE REGARDING PNEUMOCOCCAL VACCINATION BEFORE THE ADMINISTRATION OF PAMPHLET

| Sl.No | Overall level of Knowledge | Frequency | % |
|-------|----------------------------|-----------|-----|
| 1 | Inadequate | 84 | 84% |
| 2 | Moderately adequate | 16 | 16% |
| 3 | Adequate | - | - |

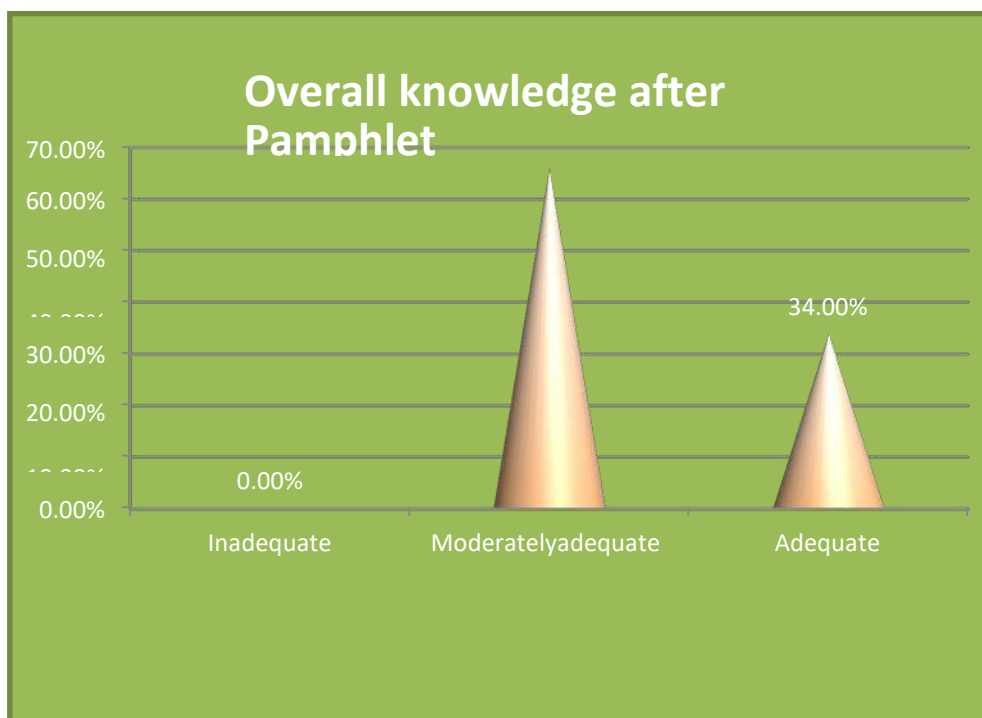


ASSESSMENT OF KNOWLEDGE REGARDING PNEUMOCOCCAL VACCINATION ELIGIBLE COUPLE AFTER PAMPHLET

| Sl. No. | Knowledge | Max.possible Score | Mean | SD | MeanScore |
|---------|--------------------------|--------------------|------|------|-----------|
| 1 | Pneumococcal Vaccination | 25 | 21.5 | 1.23 | 86% |

OVERALL KNOWLEDGE REGARDING PNEUMOCOCCAL VACCINATION AMONG ELIGIBLE COUPLE AFTER PAMPHLET

| SINo | Overall level of knowledge | Frequency | % |
|------|----------------------------|-----------|-----|
| 1 | Inadequate | - | - |
| 2 | Moderately adequate. | 66 | 66% |
| 3 | Adequate | 34 | 34% |

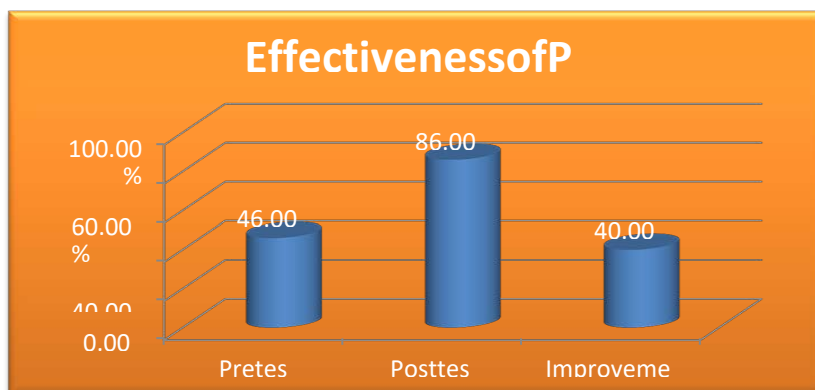


SECTION-III

EVALUATING THE EFFECTIVENESS OF PAMPHLET BY COMPARING THE PRE-TEST AND POST-TEST KNOWLEDGE SCORE

| Parameter | Mean | S.D | Mean% | t-value | Result |
|-------------|-------|------|-------|---------|-----------|
| Pre-test | 11.5 | 1.47 | 46% | 21.56* | SigP<0.05 |
| Post-test | 21.5 | 1.23 | 86% | | |
| Improvement | 10.00 | 0.24 | 40% | | |

The mean score is increased in the post test. The mean in the posttest is 21.5 where as the mean in the pre-test is 11.5. The variation is decreased in post-test when compared to pre-test. SD in the post-test is 1.23 and in the pre-test is 1.47. The mean improvement is 10.00. Though it was seen that the post-test knowledge score was more than the pre-test knowledge score, it is essential to put it under statistical significance. So suitably the paired 't'-test was chosen and worked out. The calculated t-value is 21.56 which are highly significant.



SECTION-IV

ASSOCIATION BETWEEN THE DEMOGRAPHIC VARIABLES AND PRE-TEST KNOWLEDGE AMONG ELIGIBLE COUPLE REGARDING PNEUMOCOCCAL VACCINATION

| Variables | Below Median | Median and above | Total Frequency (100) | Chi-square | Df | P value (0.05) | Inference |
|-------------------------------|--------------|------------------|-----------------------|------------|----|----------------|-----------|
| 1.Age | | | | | | | |
| a.20-25 years | 02 | 00 | 02 | 8.799 | 2 | 5.99 | S |
| b.26-30 years | 58 | 16 | 74 | | | | |
| c.Above30years | 10 | 14 | 24 | | | | |
| 2.Religion | | | | | | | |
| a.Hindu | 36 | 30 | 66 | 3.921 | 3 | 7.82 | NS |
| b.Muslim | 12 | 10 | 22 | | | | |
| c.Christian | 08 | 04 | 12 | | | | |
| d.Others | 00 | 00 | 00 | | | | |
| 3.Education of Mother | | | | | | | |
| a.Primary education | 08 | 04 | 12 | 8.799 | 3 | 7.82 | S |
| b.Secondary education | 18 | 22 | 40 | | | | |
| c.PUC | 16 | 20 | 36 | | | | |
| d.Graduation and above | 04 | 08 | 12 | | | | |
| 4.Occupation of mother | | | | | | | |
| a.Housewife | 08 | 06 | 14 | | | | |
| b.Employee (Govt/Priv) | 18 | 02 | 20 | | | | |

| | | | | | | | |
|--------------|----|----|----|-------|---|------|----|
| ate) | | | | 4.315 | 3 | 7.82 | NS |
| c.Business | 14 | 18 | 46 | | | | |
| d.Dailywager | 20 | 00 | 20 | | | | |



| | | | | | | | |
|-------------------------------|----|----|----|-------|---|------|----|
| 5.FamilyMonthlyIncome | | | | | | | |
| a.LessthanRs.10,000 | 12 | 10 | 22 | 6.159 | 3 | 7.82 | NS |
| b.Rs.10,001-20,000 | 14 | 16 | 30 | | | | |
| c.Rs.20,001-30,000 | 12 | 14 | 26 | | | | |
| d.Rs.30,001 and above | 14 | 08 | 22 | | | | |
| 6.Typeof Family | | | | | | | |
| a.Nuclear | 24 | 22 | 46 | 4.159 | 1 | 3.84 | S |
| b.Joint | 26 | 28 | 54 | | | | |
| 7.Previousknowledge | | | | | | | |
| a.Yes | 18 | 28 | 46 | 8.63 | 1 | 3.84 | S |
| b.No | 16 | 38 | 54 | | | | |
| 8.Sourceof information | | | | | | | |
| a.Familymembers | 08 | 14 | 22 | 9.31 | 3 | 7.82 | S |
| b.Friends | 16 | 14 | 30 | | | | |
| c.Television | 12 | 14 | 26 | | | | |

Summary: According to the hypothesis of the study, the investigator found that there is significant association between pre-test knowledge score and selected demographic variables hence hypothesis is accepted.

BIBLIOGRAPHY

1. Qp, Ghai; Vinod k paul, 7th edition “Essential Pediatrics”: CBS publishers; 2009 Pp – 175 – 76.
2. Adele Pillitteri, 6th edition “Textbook of maternal and child health nursing”: 2006 Pp – 992 – 93.
3. J. Viswanathan A. B. Desai, 3rd edition “Acharstextbookofpediatrics”: Orient Longman Private Ltd.; 2000 Pp – 8 – 9
4. Ghai, 6th edition “Ghai’s sessentialpediatrics”: CBS Publishers and Distributers; 2007. Pp – 198 – 99
5. Thompson et al: “Mosby’s Clinical Nursing”: Mosby publications; 4th edition; Pp – 1081
6. Andree Hest et al; “Efficacy of 7-valent Pneumococcal Vaccine among Children of Age Group 3-36 months”: 2000; U.S.A
7. Coles CL et al; “Pneumococcal Nasopharyngeal colonization in young South Indian infants”; *pediatrics Infectious Journal* 2011; page no: 289-295
8. Cherian Thomas; “Initiative of vaccineresearch; Immunization; vaccines and Biologicals”; WHO 20; Avenue appia; Switzerland
9. Ercan TE et al; “To Evaluate the Effectiveness of Pneumococcal Conjugate Vaccine in Healthy Turkish Children”; 2011; Turkey
10. Felicity TCuttset al; “Efficacy of Nine-valent PCV Against Pneumonia and Invasive Pneumococcal Diseases in Gambia”; 2005; Gambia
11. Frenck RJ Jr; “Immunogenicity and Safety of 13-valent Pneumococcal Conjugate Vaccine Among Under-five Children”; 2011; U.S.A
12. Global Health Observatory; “Causes of Child Mortality for The Year 2008”; WHO 2011
13. Hope L Johnson et al; “Systematic Evaluation of Serotypes Causing Invasive Pneumococcal Diseases among children under-five: The Pneumococcal Global Serotype Project”; *PLoS Medicine*; 2010