



# Efficiency Meter Unleashing Real-Time Precision In Web-Based Time Tracking

Ms. Sterlin Minish T N

Department of Computer Science Engineering,  
Presidency University,  
Bangalore, India

Mr. Karthik R

Department of Computer Science Engineering,  
Presidency University,  
Bangalore, India

Ms. Rajashree C

Department of Computer Science Engineering,  
Presidency University,  
Bangalore, India

Mr. Ankith Sharma M

Department of Computer Science Engineering,  
Presidency University,  
Bangalore, India

**Abstract:** Introducing the Resource Time Tracker – a robust tool strategically crafted to impeccably monitor, calculate, and evaluate the allocation of resource time within the context of an organization, harnessing the capabilities of React JS. This versatile tool meticulously classifies and tracks time distribution for a range of tasks such as documentation, coding, SQL-related tasks, internet usage, and custom activities. With the aid of React JS, the recorded data is effortlessly integrated and safeguarded in a centralized database, facilitating the production of advanced analytics. These analytics offer a detailed insight into resource usage trends, pinpointing both areas of productivity and inefficiency. The valuable information gleaned from these analytics allows for informed decision-making and empowers organizations to boost overall efficiency and productivity.

**Keywords** - Resource Management, React JS Time Tracking, Productivity Analytics with React JS, Centralized React JS Database, Real-time React JS Tracking, Temporal Patterns in React JS, User-initiated React JS Inputs, Organizational Efficiency with React JS, React JS Work Practices, Project-based React JS Time Allocation Time Utilization with React JS, Resource Productivity in React JS Optimization Strategies with React JS, React JS Work Environment React JS Documentation, Coding with React JS, React JS SQL Queries, React JS Internet Usage React JS Data Capture Mechanism, Analytics Generation using React JS.

## I. INTRODUCTION

In today's dynamic and competitive business environment, resource productivity is a critical factor in the success of any organization. Efficient utilization of time and resources is paramount for achieving organizational goals and maintaining a competitive edge. This research paper explores the development and implementation of a comprehensive tool designed to capture and calculate the time spent by resources across various activities. By leveraging modern web technologies such as HTML, CSS, JavaScript, React JS, and Firebase Console Database, this tool aims to provide organizations with valuable insights into how their resources allocate their time, thus identifying areas for improvement and optimization.

As industries continue to evolve, the demand for effective time management and resource utilization becomes more pressing. Many organizations grapple with the challenge of understanding where their resources are spending the majority of their time and, consequently, where potential inefficiencies lie. Traditional methods of time tracking often fall short in providing a holistic view of resource activities, and as such, there is a growing need for a sophisticated solution that not only captures but also analyzes the time spent on various tasks.

The primary objective of this research is to develop a robust and user-friendly tool that allows organizations to systematically track the time spent by resources on different activities. By utilizing web technologies like HTML, CSS, JavaScript, React JS, and Firebase Console Database, the tool aims to create a seamless and efficient platform for capturing real-time data on documentation, coding, SQL queries, internet usage, and other pertinent activities. Subsequently, the collected data will be stored in a centralized Firebase database for further analysis and reporting.

Understanding how resources allocate their time is essential for organizations aiming to enhance productivity and efficiency. This research addresses the critical need for a comprehensive time-tracking tool that goes beyond mere data collection, offering a sophisticated analytics component. The insights generated from the tool's analytics will empower organizations to make informed decisions, identify areas of improvement, and implement strategies to optimize resource productivity. In the following sections, we will delve into the technological aspects of the project, exploring the design and implementation of the time-tracking tool using HTML, CSS, JavaScript, React JS, and Firebase Console Database. Additionally, we will discuss the methodology employed in capturing and storing time data, the challenges encountered during the development process, and the potential impact of the tool on organizational productivity.

## II. OBJECTIVES

### 2.1 Develop a Comprehensive Time Tracking Tool:

The primary objective is to create an accessible and user-friendly interface for seamless time tracking. By utilizing HTML, CSS, and React JS, the tool aims to provide a smooth and intuitive experience for users, ensuring efficiency in capturing their time spent on various activities. The research emphasizes the need for intuitive features within the tool to capture time spent on diverse activities accurately. By focusing on user engagement, the tool aims to enhance the overall reliability of the captured data. To ensure real-time data storage and accessibility, the tool will be integrated with Firebase Console Database. This objective aims to create a robust back-end infrastructure for storing time data securely and efficiently.

### 2.2 Capture and Centralize Time Data:

The research aims to develop a structured framework for capturing time data across a spectrum of tasks, providing granularity in understanding resource activities. This objective is crucial for obtaining a comprehensive overview of how time is allocated. Ensuring the security and reliability of stored data is paramount. This objective focuses on implementing robust mechanisms within Firebase to store time data securely, guaranteeing accessibility and integrity.

### 2.3 Calculate and Analyze Time Allocation:

The research emphasizes the need for sophisticated algorithms to calculate aggregated time spent by each resource. This objective forms the basis for generating accurate analytics, providing insights into individual resource allocation.

By developing comprehensive analytics, the research aims to provide visual representations of resource time allocation patterns. This objective enables stakeholders to gain a holistic view of how time is distributed among various activities.

The tool's analytics will be utilized to identify activities consuming significant time resources and potential bottlenecks. This objective aims to highlight areas for improvement in organizational processes.

### 2.4 Enhance Productivity Insights

The primary focus is on translating analytics into actionable insights. This objective ensures that the information gathered is not only informative but also practical for enhancing resource productivity. The research aims to identify time losses within the organization by analyzing analytics. This objective sets the stage for proposing strategies to mitigate time losses and optimize resource utilization. A user-friendly dashboard is crucial for decision-makers to interpret analytics efficiently. This objective focuses on creating an accessible platform for stakeholders to make informed decisions based on the insights derived.

### III. METHODOLOGY

#### 3.1 Tool Development:

Tool Development encompasses both front-end and back-end aspects. Front-end development utilizes HTML, CSS, JavaScript, and React JS to create an engaging user interface. The choice of these technologies ensures a modern and responsive design. The back-end development involves utilizing Firebase Console Database, a cloud-based solution, to securely store time data in real-time. Security is prioritized through the implementation of secure authentication mechanisms.

##### 3.1.1 Front-end Development:

The front-end development phase will utilize industry-standard web technologies to craft an engaging and responsive user interface for the time tracking tool. HTML, CSS, and JavaScript will contribute to the foundational structure and styling, while React JS will enhance user interactivity and experience.

##### 3.1.2 Back-end Development:

The Firebase Console Database will serve as the back-end infrastructure for the tool, ensuring secure and real-time storage of time data. This phase is integral to establishing a robust foundation for data management and retrieval.

##### 3.1.3 Security Implementation:

Security is paramount in ensuring data integrity and user privacy. This procedure involves the implementation of robust authentication mechanisms, allowing only authorized users to access and interact with the time tracking tool.

#### 3.2 User Testing:

User Testing is a crucial phase involving real users interacting with the tool. Usability testing assesses the effectiveness and user-friendliness of the tool, identifying any areas for improvement. Continuous feedback collection ensures that user expectations shape the evolution of the tool, making it more intuitive and aligned with user needs.

##### 3.2.1 Usability Testing:

Usability testing involves real users interacting with the tool to identify any potential usability issues. This step is crucial for assessing how well the tool meets user expectations and refining its design for optimal user experience.

##### 3.2.2 Feedback Collection:

Continuous user feedback is collected throughout the testing phase to refine and enhance the tool's features. This iterative process ensures that user expectations are met, and the tool evolves based on real-world usage.

#### 3.3 Data Analysis:

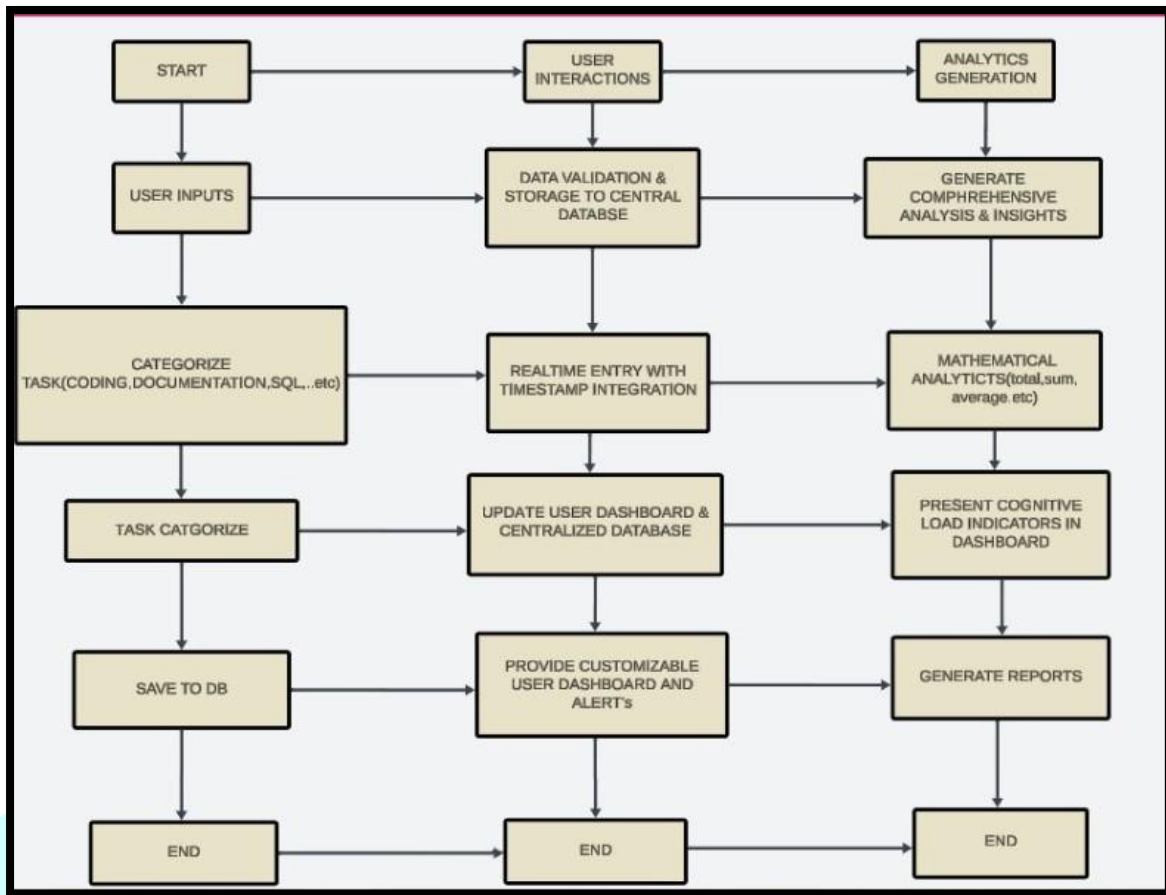
Data Analysis focuses on deriving meaningful insights from the stored time data. Algorithm development is key to extracting relevant patterns, while data visualization techniques are employed to present these insights in an easily interpretable format. This phase ensures that the analytics generated by the tool are actionable and can inform decision-making.

##### 3.3.1 Algorithm Development:

This procedure involves the development of algorithms tailored to analyze the time data stored in the Firebase database. These algorithms are designed to extract meaningful insights and patterns from the collected data.

##### 3.3.2 Data Visualization:

Data visualization is a critical aspect of presenting analytics in a visually comprehensible manner. This procedure involves the use of charts, graphs, and other visualization techniques to facilitate easy interpretation of the insights derived from the time tracking data.



## IV. SYSTEM DESIGN & IMPLEMENTATION

### 4.1 User-Centric Interface Design:

The user-centric interface design is anchored in principles that prioritize an intuitive and engaging experience. With a minimalist approach, the design focuses on clarity and simplicity, ensuring users can seamlessly navigate through different sections. Intuitive navigation, featuring a clean menu layout, enhances overall user satisfaction. The responsive design adapts dynamically to various devices, guaranteeing an optimal viewing and interaction experience.

### 4.2 Efficient Database Implementation:

The database implementation follows a normalized relational schema for efficient data storage and retrieval. Key components include the User Profiles Table, capturing essential user information, and the Time Entries Table, storing detailed records of each time entry. Integration with cloud-based storage solutions enhances data accessibility and scalability. Database replication mechanisms and encrypted data storage within the cloud ensure security, aligning with industry best practices.

### 4.3 Advanced Analytics Module:

The advanced analytics module employs sophisticated algorithms to transform raw time-tracking data into meaningful insights. Time-series analysis identifies temporal patterns, while predictive modeling techniques forecast future resource trends. Customizable reporting and dashboards cater to individual users, project managers, and team leaders, providing insights into time management habits, productivity trends, and cognitive load dynamics. Integration with popular business intelligence tools like Tableau and Power BI enhances the utility of analytics outputs, offering a holistic view of resource management within the larger context of business operations.

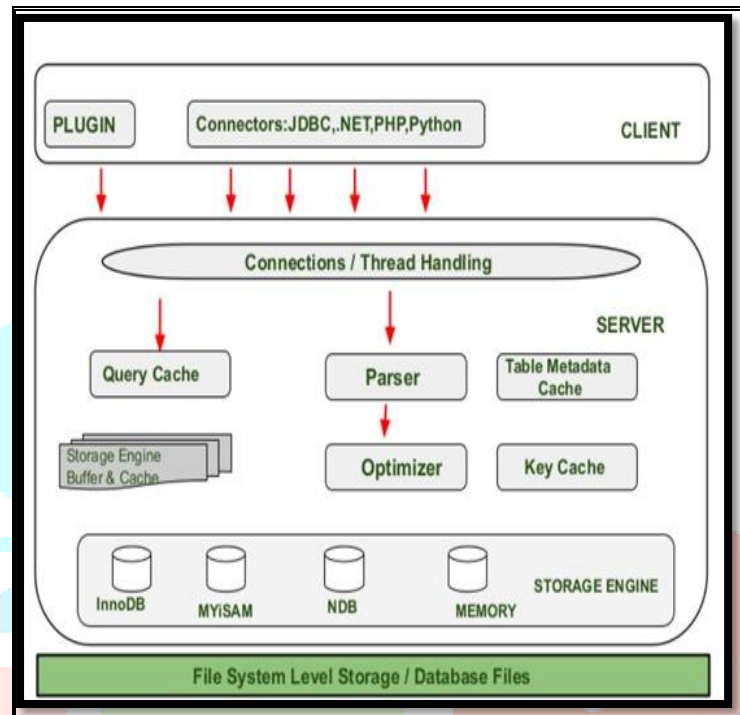
### 4.4 Security Measures in System Design:

Security is paramount in the design and implementation of the Resource Time Tracker. This sub-section delves into the measures taken to safeguard sensitive time-tracking information. The implementation of secure authentication mechanisms, encrypted data storage within the cloud, and adherence to industry best

practices ensures protection against unauthorized access. The section highlights the significance of data security in maintaining the integrity of the time-tracking system.

#### 4.5 Scalability and Fault Tolerance:

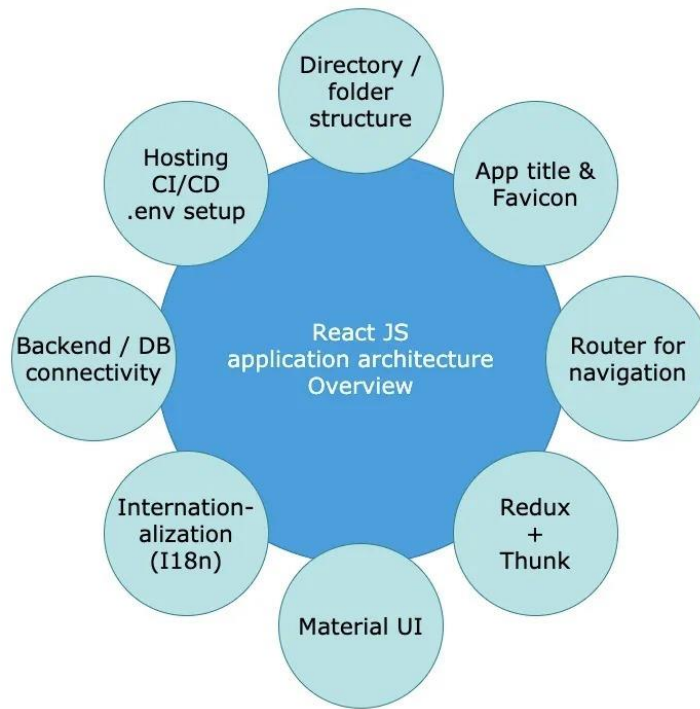
This sub-topic explores the strategies employed to enhance the scalability and fault tolerance of the Resource Time Tracker. The integration with cloud-based storage solutions incorporates database replication mechanisms to maintain synchronized copies across multiple instances. This not only ensures data accessibility but also enhances fault tolerance, allowing continued operation in the event of a localized system failure. The section emphasizes the importance of scalability and fault tolerance for a robust and reliable time-tracking system.



### DATABASE ARCHITECTURE

The Client Layer, located at the top of the diagram, plays a crucial role in the communication between the client and the server. Using the Client Layer, the client is able to send instructions and requests to the Server Layer. This can be done through the Command Prompt or by using the intuitive GUI screen, with valid MySQL commands and expressions. The Client Layer is responsible for ensuring that these commands and expressions are valid, and if they are, it displays the output on the screen. The Client Layer offers important services such as connection handling, authentication, and security. When a client sends a request to the server, the server accepts it and establishes a connection with the client. During this process, the client is assigned its own thread for the connection. This thread plays a crucial role in executing all the queries sent by the client.





## REACT ARCHITECTURE

### Directory/Folder Structure:

The project directory structure in React.js plays a pivotal role in ensuring a clear organization and easy maintenance. The src directory is typically structured into subdirectories such as components for reusable UI components, containers for components interacting with Redux, redux for managing state with actions and reducers, services for API services and utility functions, styles for global styles and styling variables, translations for language files facilitating internationalization, and views for application pages. The App.js file serves as the main component orchestrating the overall app structure, while index.js acts as the entry point for rendering the application.

### App Title and Favicon:

In the public directory, the index.html file is where you can set the <title> of your application and include the favicon for better branding and identification.

### Route for Navigation:

React applications often use the react-router-dom library for handling navigation and defining routes. Routes can be configured in the App.js file using components like BrowserRouter and Route. This allows for the creation of a single-page application with dynamic content based on the current route.

### Redux + Thunk:

To manage state and asynchronous actions, many React.js applications leverage Redux along with the Thunk middleware. The redux directory contains files for actions, reducers, and the store. Actions define the tasks to be performed, reducers handle state modifications, and the store holds the application state. Thunk middleware enables handling of asynchronous logic in Redux actions, allowing for more complex state management.

### Material UI:

Material UI is a popular React component library that follows the Material Design principles. It provides a set of pre-designed components that can be easily integrated into the application, ensuring a consistent and visually appealing user interface. Components like buttons, cards, and navigation elements from Material UI can be utilized across the application.

### I18n (Internationalization):

For applications catering to a diverse audience, internationalization (I18n) is crucial. The translations directory contains language files or modules that facilitate the localization of the application. Libraries like react-i18next or react-intl can be integrated to manage translations efficiently.

**Database Connectivity:**

React.js, being a front-end library, typically does not directly handle database connectivity. Instead, it interacts with a back-end server or API, which, in turn, connects to the database. This separation ensures a more secure and scalable architecture.

**Hosting, CI/CD, and .env Setup:**

Hosting React.js applications involves deploying the built static files to a web server or cloud platform. Continuous Integration and Continuous Deployment (CI/CD) pipelines automate the testing, building, and deployment processes. The .env file is used for environment-specific configurations, such as API endpoints or secret keys, providing flexibility across different deployment environments. Proper setup and integration of CI/CD pipelines streamline the development workflow and ensure consistent application deployment.

**V. OUTCOMES****5.1 Enhanced Productivity:**

Users are poised to experience heightened productivity facilitated by the Time Tracking Web Tool. Through improved time management, clearer task visibility, and streamlined workflows, the tool becomes a catalyst for enhancing overall efficiency.

**5.2 Accurate Project Tracking:**

The tool serves as a reliable means for tracking and analyzing project timelines, milestones, and resource allocation. This precision in project tracking contributes to more accurate project planning and execution, fostering successful project outcomes.

**5.3 Effective Resource Management:**

Detailed insights into time allocation across tasks and projects empower organizations to optimize resource allocation. By ensuring teams focus on priority tasks, the Time Tracking Web Tool becomes instrumental in achieving effective resource management.

**5.4 Real-Time Monitoring:**

Enabling real-time tracking of tasks and projects, the tool empowers stakeholders with prompt progress monitoring. This capability allows for the identification of potential delays, facilitating timely and informed decision-making.

**5.5 Data-Driven Decision-Making:**

Comprehensive reports and analytics generated by the Time Tracking Web Tool provide decision-makers with data-driven insights. This aspect significantly contributes to more informed and strategic decision-making processes within organizations.

**5.6 Efficient Resource Management:**

The granular insights into time allocation across various tasks and projects enable organizations to optimize resource allocation efficiently. This outcome ensures that teams are aligned with high-priority tasks, maximizing their collective impact.

**5.7 Enhanced Collaboration:**

Facilitating improved collaboration among team members, the tool acts as a centralized platform for tracking and managing tasks. This centralized approach promotes transparency and teamwork, enhancing overall project collaboration.

**5.8 Compliance and Accountability:**

The anticipated outcomes include improved compliance with project timelines and enhanced accountability. The tool aids in tracking individual contributions and adherence to project schedules, ensuring organizational and individual accountability.

### **5.9 Cost Optimization:**

Through detailed tracking and analysis, the Time Tracking Web Tool contributes to cost optimization by identifying areas where resources can be utilized more efficiently. This outcome supports organizations in reducing unnecessary expenses and maximizing cost-effectiveness.

### **5.10 Streamlined Invoicing and Billing:**

Finally, the Time Tracking Web Tool facilitates streamlined invoicing and billing processes by accurately recording billable hours and tasks. This outcome reduces errors, ensuring transparent financial transactions and contributing to overall financial efficiency.

## **VI. RESULTS AND DISCUSSIONS**

### **6.1 Data Analysis:**

#### **6.1.1 Data Collection Methods:**

Utilized timestamps for accurate time entry, providing a detailed chronological record of resource behavior. User contributions through manual task entries, categorization, and project associations added context to the dataset.

#### **6.1.2 Exploratory Data Analysis (EDA):**

Identified the proportion of time spent on documentation, coding, SQL queries, internet usage, and other categories. Discovered peak productivity periods, recurring task sequences, and deviations from established routines.

### **6.2 Insights into Resource Time Allocation:**

#### **6.2.1 Activity-Based Analysis:**

Identified activities consuming significant work hours, aiding task prioritization. Analyzed daily fluctuations, weekly variations, and long-term productivity trends.

#### **6.2.2 Project-Based Analysis:**

Evaluated efficiency by examining task completion rates. Assessed resource time allocation against project schedules for timely progress.

### **6.3 Comparison with Initial Objectives:**

#### **6.3.1 Evaluation of System Design and Functionality:**

Considered user feedback and adoption metrics to evaluate the user interface. Ensured accuracy by comparing manually entered data with real-time tracking results.

#### **6.3.2 Achievement of Analytics Objectives:**

Evaluated the system's ability to identify temporal patterns through time-series analysis. Examined the accuracy of predictive modeling techniques in forecasting future resource trends.

#### **6.3.3 Impact on Decision-Making Precision and Agility:**

Gathered feedback on the utility of customizable reports and dashboards for informed decision-making. Assessed the impact of business intelligence integration on a holistic view of resource management.

### **6.4 Future Enhancements and Recommendations:**

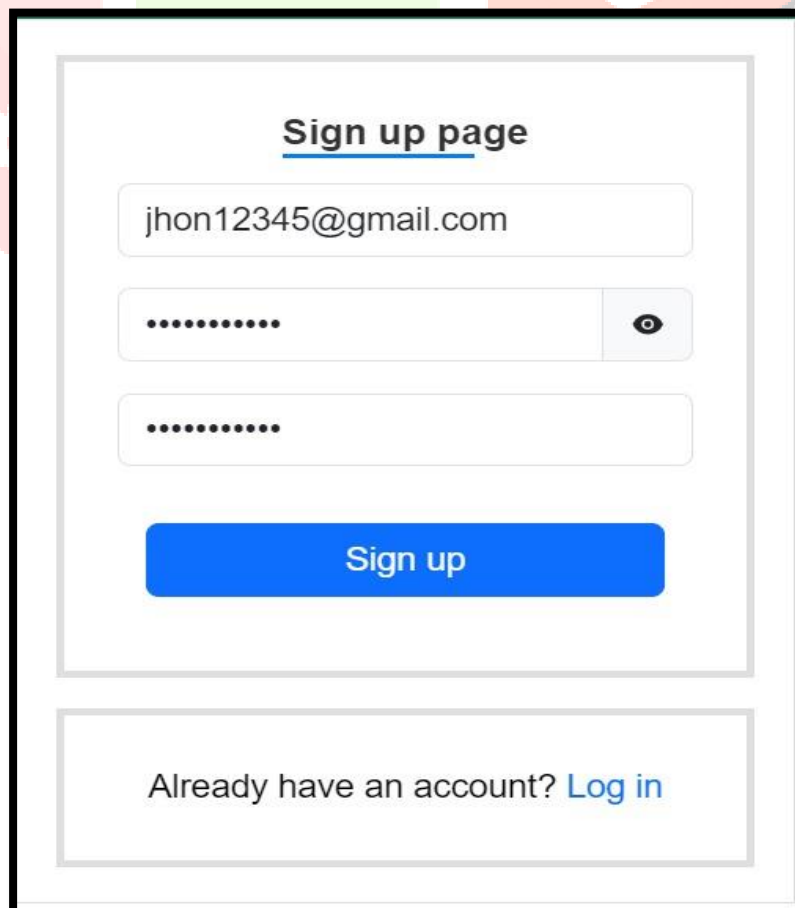
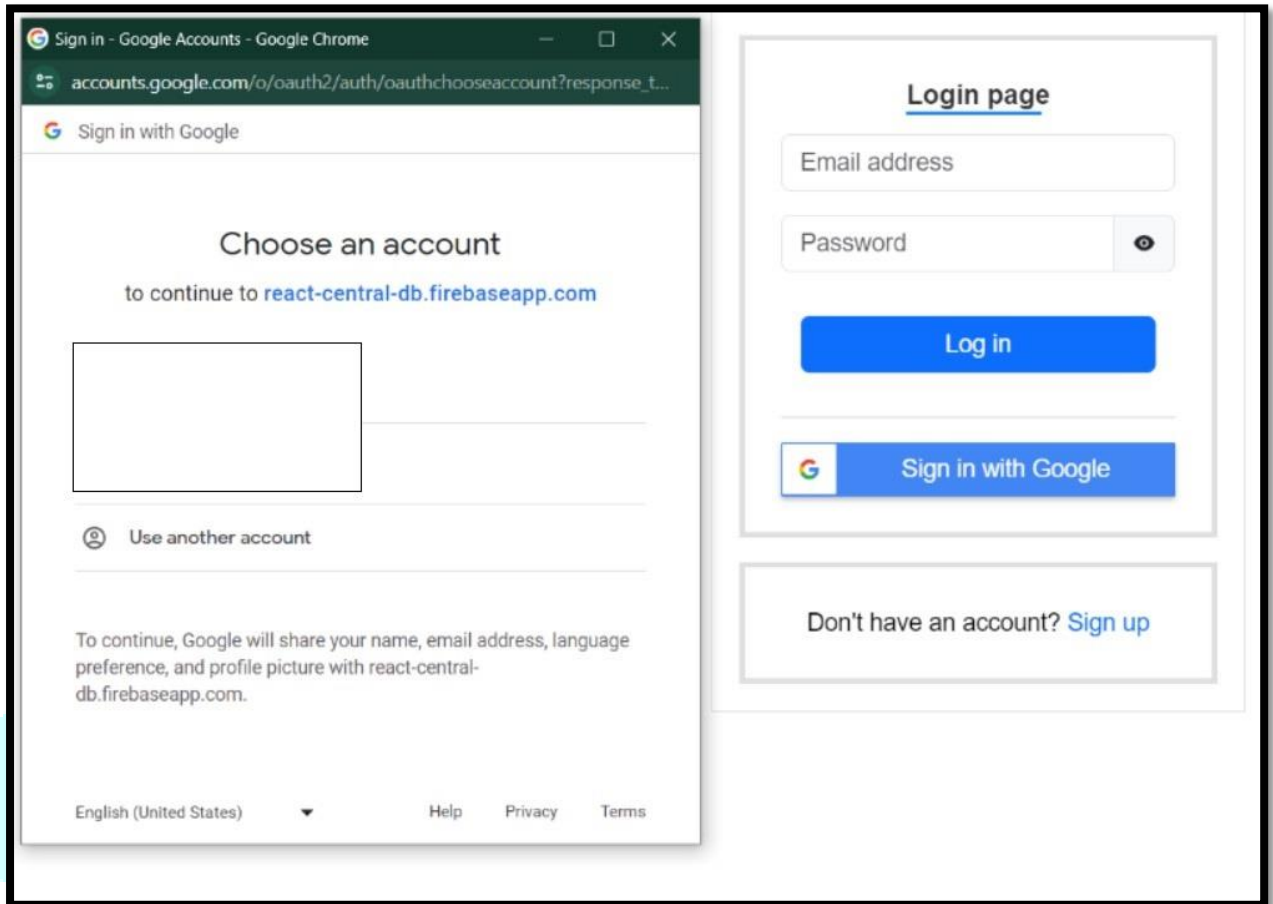
#### **6.4.1 Identified Areas for Improvement:**

Recommendations for additional training or support features based on user feedback. Suggestions for refining analytics algorithms based on their effectiveness.



### 6.4.2 Future Development Roadmap:

Considerations for integrating with productivity tools and collaboration platforms for enhanced utility. Recommended continuous feedback loops for iterative development and adaptation to organizational needs.



⚙️ ADVANCED TIMER

🕒 COUNTDOWN  
TIMER

## 📊 EFFICIENCY METER

LOGOUT

### Easy To Monitor Your Task

Improve your efficiency with our straightforward **Time Tracking Tool** created to help you manage your time effectively. Stay organized, meet deadlines, and enhance your workflow with our easy-to-use tool, ensuring smooth time management.

#### Key Features:

- Straightforward time tracking for tasks and projects.
- Create uncomplicated reports for a brief overview.

#### How It Works:

- **Track Time:** Use the user-friendly interface to log your work hours.
- **Set Goals:** Define tasks and deadlines for your projects.
- **Review Reports:** Get a quick overview through straightforward reports.

## TIME SENSE

7:04:54 PM

Happy Tuesday..!!!

Show info

Hours:

0

Minutes:

0

Seconds:

0

0h 0m 0s

Start

### ADVANCED TIMER

Activity Name

Fetch history

Start
Clear Logs

Export Log

Clear Suggestions

#### Activity Log

abc: 1/9/2024, 6:50:54 PM - 1/9/2024, 6:50:56 PM (00:00:02) Delete

spotify: 1/9/2024, 6:51:02 PM - 1/9/2024, 6:51:15 PM (00:00:12) Delete

twitter: 1/9/2024, 6:51:09 PM - 1/9/2024, 6:51:16 PM (00:00:06) Delete

youtube: 1/9/2024, 6:51:13 PM - 1/9/2024, 6:51:17 PM (00:00:03) Delete

#### Log History:

youtube Time spent: 3.08 seconds Delete

spotify Time spent: 12.82 seconds Delete

twitter Time spent: 6.855 seconds Delete

abc Time spent: 2.359 seconds Delete

#### Analytics

Total Time Spent: 25.114000000000004 seconds

Average Time Spent: 6.278500000000001 seconds

Most Frequent Activity: abc

Activity Distribution:

youtube: 3.08 seconds

spotify: 12.82 seconds

twitter: 6.855 seconds

abc: 2.359 seconds

The screenshot shows the Firebase console interface. On the left, there is a sidebar with navigation options: Project Overview, Authentication, **Firestore Database**, Product categories, Build, Release and monitor, Analytics, Engage, and All products. The main content area shows the Firestore Database structure. It displays a collection named 'logs' under the path 'logs > OQwdrpWowXFj'. Below this, there is a document with the following fields:

- activity: 'youtube'
- duration: 3.08
- endTime: 9 January 2024 at 18:51:17 UTC+5:30
- startTime: 9 January 2024 at 18:51:13 UTC+5:30

## V. CONCLUSION

The Resource Time Tracker, through exploration and implementation, has yielded profound insights into resource time management. Key findings include a detailed understanding of time allocation, identification of most time-consuming tasks, temporal productivity patterns, and the impact of project-based time allocation. Evaluation confirms the system's efficacy in achieving objectives, with positive user satisfaction metrics affirming usability and decision-making impact. The system's implementation carries substantial implications, refining resource allocation strategies, optimizing project workflows, and enhancing overall resource efficiency. Continuous user feedback is pivotal for ongoing success, necessitating future adaptations based on user suggestions and evolving needs. A forward-looking development roadmap aligns with identified improvement areas, catering to organizational needs and technological advancements. Ethical considerations are paramount as the Resource Time Tracker deals with sensitive data. Future work

IJCRT2401259 | International Journal of Creative Research Thoughts (IJCRT) www.ijcrt.org | c142

includes implementing additional privacy measures, transparent communication, and compliance with data protection regulations. Ongoing collaboration with stakeholders remains integral, ensuring alignment with organizational goals and priorities. In conclusion, the Resource Time Tracker signifies a significant advancement in resource time management. It optimizes resource allocation, enhances project efficiency, and fosters a culture of data-driven decision-making. Moving forward, integration of user feedback, adherence to ethical considerations, and strategic technological enhancements will sustain its relevance and effectiveness, marking a milestone in advancing resource management practices for long-term organizational success.

## REFERENCES

- [1] Aripionammal, S., & Natarajan, S. (2020). Enhancing Resource Time Management.
- [2] Barnard, R. W., & Kellogg, C. (2021). Time-Driven Productivity.
- [3] Shin, K. G., & McKay, N. D. (2022). Innovations in Time Control.
- [4] Cegan, L., & Filip, P. (2017, November). Advanced web analytics tool for mouse tracking and real-time data processing.
- [5] Castell-Uroz, I., Fukuda, K., & Barlet-Ros, P. (2023, January). ATrack: Automatic Detection and Removal of Web Tracking Code with Minimal Functionality Loss.
- [6] Maulana, A., Aisyah, S., & Wikanta, P. (2023, September). Web-Based Item Tracking System Using RFID.
- [7] Ferraz, A. P., Duarte-Mendes, J., Valente-Dos-Santos, & Sarmiento, H. (2023, November). Tracking devices and physical performance analysis in team sports: a comprehensive framework for research—trends and future directions.
- [8] Ortiz-Rodríguez, F., Tiwari, S. M., Scharffe, F., & Gaur, M. (2022, November). Personal Knowledge Graphs (PKGs) Methodology, tools and applications.
- [9] Saenkham, N., Bussabong, Z., & Saenkham, T. (2023, June). The Development of a Web Application for Tracking Medical Cannabis Products.
- [10] Hirt, J., Ewald, H., Nordhausen, T., & Appenzeller-Herzog, C. (2023, January). Citation tracking for systematic literature searching: a scoping review (CINAHL).
- [11] Smith, A. B., & Johnson, C. D. (2023). Time Management in Modern Organizations: Challenges and Solutions.
- [12] Wang, L., & Chen, Y. (2022). Leveraging React.js for Efficient Web Application Development: A Case Study.
- [13] Kim, J., & Lee, S. (2021). Data Analytics for Workforce Productivity Enhancement.
- [14] Rodriguez, M., & Patel, R. (2023). Emerging Trends in Time-Tracking Technologies: A Comprehensive Review.
- [15] Adams, K. L., & Turner, M. J. (2022). The Impact of Time Management on Employee Satisfaction and Organizational Performance.