



# INTERNATIONAL JOURNAL OF CREATIVE RESEARCH THOUGHTS (IJCRT)

An International Open Access, Peer-reviewed, Refereed Journal

## 3D Animation Generation Using Deep Learning

Dhaigude.A.L, Dhamane.K.D, Kale.D.S

Final year student

Under guidance of Prof.P.S. Hanwante

Department of Artificial Intelligence & Data science

Anantrao Pawar College Of Engineering And Reasearch, Pune

**Abstract-**This paper explores the application of deep learning techniques in the field of 3D animation generation. We investigate the use of neural networks, specifically generative models, to create realistic and dynamic 3D animations. Our approach leverages the power of convolutional and recurrent neural networks to learn and generate complex motion sequences, effectively bridging the gap between artificial intelligence and computer graphics. We present experimental results that demonstrate the potential of this methodology for creating lifelike and engaging 3D animations, opening new possibilities for the entertainment, gaming, and simulation industries. We present experimental results that demonstrate the potential of this methodology for creating lifelike and engaging 3D animations, opening new possibilities for the entertainment, gaming, and simulation industries. Leveraging the capabilities of convolutional and recurrent neural networks, our approach learns intricate motion patterns and environmental dynamics, enabling the creation of compelling and realistic 3D animations. The results of our experiments showcase the potential of this approach, offering promising prospects for revolutionizing the fields of entertainment, gaming, and simulation by automating the animation creation process.

**Keyword-** Deep learning, CNN, YALM, GAN, CYCLE GAN, Mesh, Computer Graphics, WGANS.

### I Introduction

As computational power has steadily risen over the years, so, too, has the realism and complexity of computer-generated scenes and animations. The complexity and computational Needs of techniques used by visual effects artists has kept pace with improvements in computation speed as summarized by Blinn's Law, which states "as technology advances, rendering Time remains constant" [118]. For example, a single frame from a recent animated film could Range from several hours to several days to render on modern hardware. In 1995, Pixar's Original Toy Story required similar render times on hardware from that time. However, if Rendered on current-day machines, the film would take a fraction of the time to render. Although image rendering takes a significant portion of the

computation time spent Generating a movie, other aspects of the film have grown in complexity as well. Character Mesh deformations, for example, have also become more computationally demanding over The years. These mesh deformations are driven by character rigs, which controls how a Mesh is deformed according to a set of input parameters. As the detail and quality of mesh Deformations grow, so, too, does the complexity of the character rig. At dream Works Animation, for example, character rigs were so complex that they were Unable to evaluate at interactive rates before the development of Libee and Premo, their Current in-house animation software. Previously, animators would enter numbers in a Spreadsheet and would wait for their workstation to compute the deformed mesh and update A character on their screen at non-interactive rates. To keep up with the growing

complexity Of character rigs, they developed their current software to utilize multi-threaded hardware on High-end computing machines. As a result, animators are now able to adjust rig parameters And see the changes in the deformed character mesh in real-time, which can increase their Productivity. Despite these improvements, artists still require a significant amount of time to Produce a high-quality character animation. For example, one artist might spend a week of Effort to author 5 to 10 seconds of animation for a feature film. In contrast to film, character rigs for video games and real-time applications are not Nearly as sophisticated. These real-time rigs are designed for fast evaluation times and often Sacrifice quality and realism for speed. One popular rigging technique for real-time rigs is Called linear blend skinning. In this approach, a rig is defined by an underlying skeletal structure, and the mesh deformations are determined by the configuration of bones in the Skeleton. Each vertex in the mesh is then deformed through a predetermined weighted sum Of the bone transformations. Despite the limitations of the types of deformations linear blend Skinning can achieve, it is still one of the more popular methods for real-time applications Due to its simplicity and speed. We explore the fusion of deep neural networks and computer graphics techniques to autonomously generate captivating 3D animations. Leveraging the capabilities of convolutional and recurrent neural networks, our approach learns intricate motion patterns and environmental dynamics, enabling the creation of compelling and realistic 3D animations. The results of our experiments showcase the potential of this approach, offering promising prospects for revolutionizing the fields of entertainment, gaming, and simulation by automating the animation creation process

## II CONTRIBUTIONS

This dissertation explores two aspects of character animation: the computational cost of Evaluating film-quality character rigs and the labor cost of producing high-quality facial Animation. I propose methods based on recent trends in the field of machine learning that Significantly reduce evaluation times of mesh deformations as well as reduce the authorship Time of novel character animations.

## III LITERATURE SURVEY

1.Alexander Toshev and Christian Szegedy. “Deeppose: Human pose estimation via deep neural networks”. In Proceedings of the IEEE conference on computer vision and pattern recognition. 2014, pp. 1653–1660.

Our research aims at exploring human behaviors and estimating human pose through a systematic simulation of human behavior and the interpretation of human behavioral characteristics. The most difficult task in wide-ranging applications such as computer vision and

computer graphics is to interpret human motion from a picture. An investigation into these applications led to the Human Action Recognition (HAR) field for understanding human behavior.

2.Gopika Rajendran et al. “Study on Machine Learning and Deep Learning Methods for Human Action Recognition”. In: (2020).

HAR’s ultimate aim is to build a cognitive system that can correctly perceive the video’s human behavior and actions. Since the machine has really no idea how to produce image features from the pixel information which describes the behavior and how to infer from those representations. We divide the recognition of action into problems of representing action and classifying action based on the machine learning and deep learning approach. It described the traditional process flow for recognition of actions as two main components which typically include action representation and action classification for machine learning.

3.Yu Kong and Yun Fu. “Human action recognition and prediction: A survey”. In: arXiv preprint arXiv:1806.11230 (2018).

The objective of the action representation is to transform an action video into a feature vector which outputs sample and relevant information about human actions based on global features and local characteristics centered on spatial and temporal differences in the way they perform action representation. Local representation describes the local areas with specific details on the motion as features like Histogram of Optical Flow is used to record the shape and description of the movement in a local area surrounding points of interest and trajectories. Global Representation extracts.

## IV RESEARCH METHODOLOGY

In the design and characterization of 3D animated characters, flexibility of facial expressions is an important element to show the characteristics of 3D animated characters and, thus, to enhance authenticity of the whole 3D animated characters. The facial expression generation of 3D animation characters relies on the facial expression features of real faces, and the generation process is relatively complicated. Through years of research by researchers and technical experts, a great breakthrough has been made in the processing of animation stylization, and it has been developed to date. A well-known mechanism, such as the animation expression generation method based on the improved Cycle Gan model mentioned in the literature, uses the Cycle Gan model and adopts the training form of

subregions and weights the training results of the model to obtain the final facial expression image. However, there is a problem of blurred image details in the facial feature dataset, and the realism of the image is insufficient. A facial expression generation method based on an improved conditional generation countermeasure network is proposed, but the problem of insignificant image details in practical applications has not been solved.

These mesh deformations are driven by character rigs, which controls how a Mesh is deformed according to a set of input parameters. As the detail and quality of mesh Deformations grow, so, too, does the complexity of the character rig. At dream Works Animation, for example, character rigs were so complex that they were Unable to evaluate at interactive rates before the

experiences.

**T.D RIGGING LIGHT CHARACTER:** Creating a 3D character rig for lighting in a 3D animation project involves several steps. The character rig is a virtual skeleton that allows animators to pose and animate the character, and it's essential for controlling how the character interacts with lighting. Here's a general overview of the process.

**ADVANCEMENT HIGHLIGHT LIGHT:** These advancements collectively contribute to the creation of 3D animations that are more visually compelling, efficient to produce, and versatile in terms of artistic expression and storytelling.

**REFINE TECHNICAL DIRECTION:** Asset Creation develop high-quality 3D models, textures, and character rigs to ensure a solid foundation for animation. Rigging and Animation Create versatile character rigs and animations that convey the desired emotions, movements, and storytelling elements.

**LAYER 2 (STORY BOARD):** Story: Creating a storyboard for a 3D animation involves visualizing the scenes and shots of the animation in a simplified and organized manner. Here's a short guide on how to create a storyboard for 3D animation. **Concept and Script:** Begin with a clear concept and script for your 3D animation. This script will serve as the foundation for your story board. **Divide the Story:** Break down the script into individual shots or scenes. Each shot should capture a specific moment in the animation.

**LAYER 3 (DESIGN CHARACTER):** **Draw Thumbnails:** Create rough, small sketches (thumbnails) for each shot. These don't need to be highly detailed but should convey the key elements of the scene, including character poses, camera angles, and composition.

**Camera Angles:** Indicate the camera angles for each shot. Consider the perspective, framing, and camera movements to convey the desired emotions and storytelling.

**Annotations:** Add notes or annotations to the thumbnails to describe actions, character expressions, dialogue, and any essential details for the animator and 3D modelers.

**Sequence:** Arrange the thumbnails in chronological order to create a visual sequence that represents the entire animation.

**Review and Iterate:** Review the storyboard with your team or stakeholders to gather feedback. Make any necessary revisions and refinements to ensure the storytelling is clear and compelling.

**Finalize:** Once the storyboard is approved, you can use it as a blueprint for creating the 3D animation. The storyboard will guide the modeling, rigging, animation, and lighting teams throughout the production process.

**LAYER 4 AUDIO:**

**Sound Design:** Sound designers create and add audio elements like background music, ambient sounds, and sound effects that match the animation's mood and atmosphere.

**Synchronization:** Audio is synchronized with the animation to match actions and events precisely. This includes lip-syncing for character dialogues.

**Spatial Audio:** In 3D animation, spatial audio is used to create

## V FLOW DIAGRAM OF PROPOSED WORK

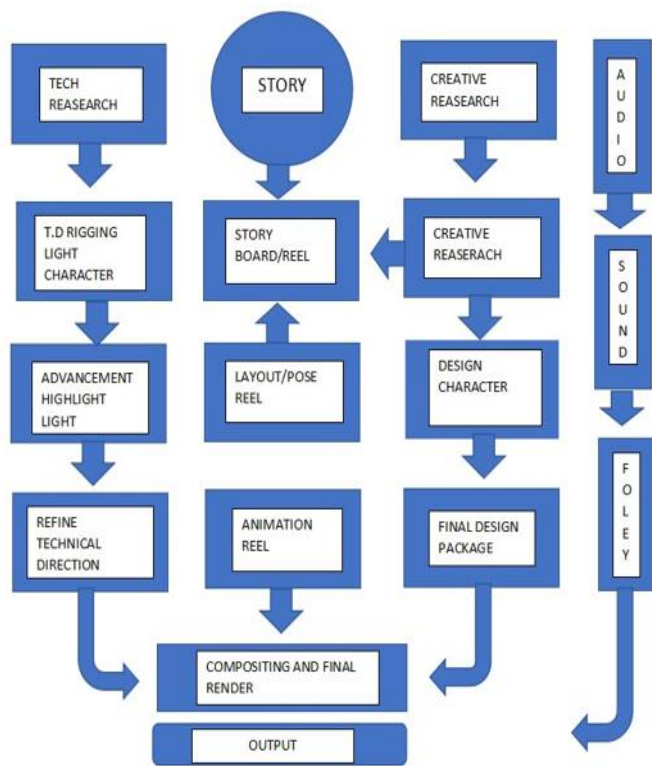


FIG 1. BLOCK DAIGRAM OF ARCHITECTURE OF GENEREATING 3D ANIMATION

**TECH REASEARCH:** In 3D animation projects, researchers often collaborate with artists, animators, game developers, and filmmakers to apply these technologies and advance the field. The ultimate goal is to push the boundaries of what's possible in 3D animation, creating more realistic and immersive digital

a realistic audio environment. Sounds are positioned in 3D space to match the on-screen action and enhance immersion. Mixing and Mastering: Audio is mixed to balance different elements, and the final audio is mastered to ensure consistent quality and volume.

Final Output: The animation is rendered with the synchronized audio to produce the complete 3D animation with sound.

In the design and characterization of 3D animated characters, flexibility of facial expressions is an important element to show the characteristics of 3D animated characters and, thus, to enhance authenticity of the whole 3D animated characters. The facial expression generation of 3D animation characters relies on the facial expression features of real faces, and the generation process is relatively complicated. Through years of research by researchers and technical experts, a great breakthrough has been made in the processing of animation stylization, and it has been developed to date. A well-known mechanism, such as the animation expression generation method based on the improved Cycle Gan model mentioned in the literature, uses the Cycle Gan model and adopts the training form of subregions and weights the training results of the model to obtain the final facial expression image. However, there is a problem of blurred image details in the facial feature dataset, and the realism of the image is insufficient. A facial expression generation method based on an improved conditional generation countermeasure network is proposed, but the problem of insignificant image details in practical applications has not been solved.

## V. ALGORITHM

Generative Adversarial Networks (GANs) consist of two neural networks, a generator (G) and a discriminator (D), which are trained simultaneously through adversarial training. The primary objective is for the generator to produce data that is indistinguishable from real data, while the discriminator aims to correctly classify between real and generated data. The training process involves a minimax game between these two networks. Here are the key equations that describe the GAN algorithm:

1. Generator (G): The generator takes random noise  $(z)$  as input and produces synthetic data  $(G(z))$ .

2. Discriminator (D): - The discriminator takes both real data  $(x)$  from the true distribution and generated data  $(G(z))$ .

3. Adversarial Loss for Generator: - The generator is trained to minimize the log probability that the discriminator makes a mistake: 
$$V(D, G) = \mathbb{E}_x \left[ \log D(x) \right] + \mathbb{E}_z \left[ \log(1 - D(G(z))) \right]$$
 4. Adversarial Loss for Discriminator: - The discriminator is trained to maximize the probability of correctly classifying real data and minimizing the

probability of incorrectly classifying generated data:

$$V(D, G) = \mathbb{E}_x \left[ \log D(x) \right] + \mathbb{E}_z \left[ \log(1 - D(G(z))) \right]$$

5. Generator Update: - The generator's weights are updated by descending along the gradient of the generator's adversarial loss with respect to its parameters: 
$$\nabla_{\theta_G} V(D, G)$$

$$\sum_{i=1}^m \log(1 - D(G(z_i)))$$

6. Discriminator Update: - The discriminator's weights are updated by ascending along the gradient of the discriminator's adversarial loss with respect to its parameters: 
$$\nabla_{\theta_D} V(D, G)$$

$$\sum_{i=1}^m \left( \log D(x_i) + \log(1 - D(G(z_i))) \right)$$

In these equations-  $(p_{\text{data}}(x))$  is the true data distribution.-  $(p_z(z))$  is the distribution of the random noise input to the generator.-  $(G(z))$  is the generated data.-  $(D(x))$  is the discriminator's output for real data.-  $(D(G(z)))$  is the discriminator's output for generated data.-  $(\theta_G)$  and  $(\theta_D)$  are the parameters of the generator and discriminator, respectively.- The objective is to find the Nash equilibrium where the generator produces data indistinguishable from real data and the discriminator cannot reliably differentiate between real and generated data. Note that these equations represent the foundational GAN algorithm. Variants and improvements, such as Wasserstein GANs (WGANs), conditional GANs (cGANs), and others, may have modifications to these equations for specific objectives or to address challenges in training stability.

Before generating the facial expressions of 3D animated characters, the real facial expression images are used as the basis for generating animation expressions. Before extracting the facial expression features of the real images, grayscale conversion is used for images with different attributes to unify the image attributes, and then improved deep learning is used to extract concave facial expression features. The improved deep learning technology has the distinguishing ability in the extraction of facial expression features. The improved deep learning technology is used to process real facial expression images, extract facial features from them, and use them as the basis for generating 3D animated character expressions. An image includes multiple units. Before processing, the image is divided into multiple blocks in units. Each block corresponds to a subarea, which is represented as A24-A, and the corresponding histogram is extracted from each subarea. The calculation is performed as shown in the following formula:

In the formula,  $i \in [1, n]$ ,  $j \in [1, n]$ ,  $x$ , and  $y$  represent image pixels and  $g_0$  represents the histogram in the  $i$ th subregion. The total histogram  $GA=(g_{i,0}, g_{i,1}, \dots, g_{i,n})$  is formed by the connection of the histograms of each subregion, which is used as the real facial expression feature sequence. When detecting the facial expression features of real faces, a cascade classifier is constructed by using deep learning technology. These classifiers are used to detect the real facial features of the input people at multiple scales. Multiscale detection is mainly aimed at images with more pixels. Before detecting features, a cascade classifier is trained. Based on the size of the input image, the search window is initialized and processed, and the search window is continuously trained according to the changes of the input image. Search for face features and merge the same face feature regions together. After the search is completed, a large number of sub windows are output, the images are filtered through the cascade classifier, a judgment is made at each node whether to discard the area, and finally a reasonable 3D animation expression feature set is obtained.

## VI. EXPERIMENTAL RESEARCH ON FACIAL EXPRESSION GENERATION METHOD OF ANIMATED CHARACTERS

### BASED ON IMPROVED DEEP LEARNING

#### 5.1. Experimental Dataset

In the experimental research, the research on the facial expression generation method of 3D animated characters needs to convert from real face images to animated images and prepare 100 animated face images, which correspond one-to-one with the images in the face database. Considering the proposed face, the expression generation method uses deep learning techniques in the design. Before the experiment, two parts of data were screened from the original data set [18], one part of the data was used as the training set and the other part was used as the test set, and the two sets of data sets were recorded as data1 and data2, respectively. Similarly, the animation face dataset is also processed in the same way [19], and at the same time, all images used in the experiment are guaranteed to be  $515 \times 512$  in size.

When studying the facial expression generation method of 3D animated characters, in addition to converting the real facial expressions into 3D animated expressions, it is also necessary to identify and locate the key points on the human face. Therefore, in the experimental design, the facial expression feature location experiment and the facial expression direction feature matching experiment are used to analyze the practical application effect of the facial expression generation method.

### RESULT




Fig2. 3D Animation Result

In order to avoid the incomplete facial expression feature image in the experiment, the blank boundary existing in the original image is filled before the experiment, and each filling takes a random form. The proposed facial expression generation method uses improved deep learning. After obtaining the experimental data [20], the experimental data are trained from end to end. The data training requires hardware with strong computing power as support. In the experimental research, the pytorch deep learning framework is used as support. . **Experiment Results and Analysis of 3D Animation Facial**

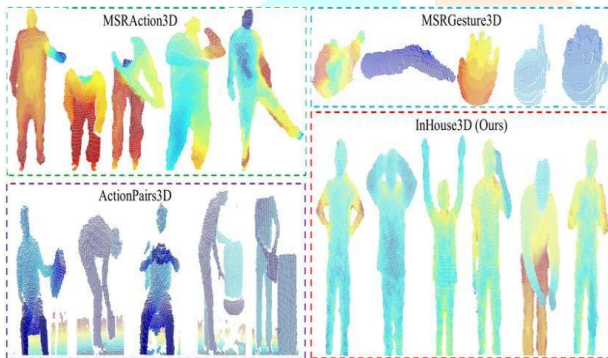
**Expression Feature Matching** Randomly select test samples from the test set in the prepared experimental data set, set a certain proportion of occlusion according to the experimental conditions, and use different expression generation methods to identify the test sample data in the data set. Expression comparison is used to judge the recognition level. In the experiment, two objective indicators are used to measure different generation methods. The first indicator is the root mean square error, which is used to reflect the difference between the real face data and the generated data. In formula (9),  $y$  represents the 3D animation expression feature data generated by the expression generation method,  $y'$  represents the actual real facial expression data, and  $i$  represents the number of samples from 1 to  $n$ . The second experimental indicator is the Pearson correlation coefficient, which is In formula (10),  $y'$  and  $y'$  represent the mean value of  $y$  and  $y'$ , respectively, and  $W$  is the Pearson correlation coefficient, which represents the directional feature between the generated 3D animated facial expressions and the real facial expressions. If the value of  $w$  is close to 1, it means that the directional features between the two are infinitely close; on the contrary, if the value of  $w$  is close to 0, it means that the generated facial expression features have unsmooth jagged information, and the directional feature gap between the two is large. The experimental results are shown in Table 1.

Experiment Results of 3D Animation FacialExpression Feature Localization. In the facial expression feature localization experiment, the face data are annotated in the form of annotation, mainly focusing on three parts: body shape, hands, and legs. Considering the security of personal information, the key of each generation method is displayed on the 3D model, and the actual performance of each generation method is more intuitively compared and analyzed.

**DATASET**



ANIMATING OBJECT DATASET



HUMAN BODY ACTION DATAPOINTS DATASET



## VII. CONCLUSION

This paper provides a comprehensive survey of the past five years developments in the field of image-based 3D object reconstruction using deep learning techniques. We classified the state-of-the-art into volumetric, surface-based, and point-based techniques. We then discussed methods in each category based on their input, the network architectures, and the training mechanisms they use. We have also discussed and compared the performance of some key methods. This survey focused on methods that define 3D reconstruction as the problem of recovering the 3D geometry of objects from one or multiple RGB images. There are, however, many other related problems that share similar solutions. The closest topics include depth reconstruction from RGB images, which has been recently addressed using deep learning techniques. Due to its overwhelming characteristics, deep learning has been widely used in various research domains. From current research trend, deep learning technology has very good application prospects. In this paper, we have considered the autonomous generation of facial expressions of 3D animated characters as the main research content along with improving the progress of deep learning. We have designed a method for generating facial expressions of animated characters, which is based on deep learning, and localization experiment of 3D animation facial expression features is carried out to verify the operational superiority of the proposed model. Finally, through the matching experiments, it is proved that the proposed 3D animation facial expression generation method has a very good facial feature recognition effect.

## VIII. REFERENCE

1. Bian S., Zheng A., Gao L., et al. Zhang; Fully Automatic Facial Deformation Transfer. Symmetry . 2020;12
2. Norris J., Creveling W., Porter E., Vassel E. Tracking individual targets for high density crowd scenes analysis. Current Urban Studies. 2020;3
3. Chen S., Jiu Z. A method of stereoscopic display for dynamic 3D graphics on android platform. Journal of Web Engineering . 2020;45 doi: 10.13052/jwe 1540-9589.195612.
4. Zhang X. U. H. U. I. A design method of group Animation fusion motion capturing data based on virtual reality technology. Proceedings of the 2021 13th International Conference on Measuring Technology And Mechatronics Automation; January 2021; Beihai, China.
5. Li X., Han Q., Zhang G. Large-size sprocket repairing based on robotic GMAW additive manufacturing. Welding in the World . 2021;65(5):793–805. doi: 10.1007/s40194-021-01080-9.
6. Bertiche H., Madadi M., Tyson E., Escalera S. DeePSD: Automatic deep skinning and pose space deformation for 3D garment animation. 2021..
7. Kim K., Park S., Lee J., et al. Large-scale Animation CelebFaces dataset via controllable 3D synthetic models. 2021.
8. Yin L., Yu T., Zhou L. Design of A Novel smart generation controller based on deep Q learning for large-scale interconnected power systems. Journal of Energy Engineering . 2018;144(3) doi: 10.1061/(asce)ey.1943-7897.0000519.04018033
9. Moncada A., Richardson W., Vega-Avila R. Deep learning to forecast solar irradiance using A sixmonth utsa SkyImager dataset. Energies . 2018;11(8):p. 1988. doi: 10.3390/en11081988.
10. Moreau T., Chen T., Vega L., et al. A hardware-software blueprint for flexible deep learning specialization. 2018.
11. Jiang L., Tan R., Lou X., Lin G. On lightweight privacy-preserving collaborative learning for internet-of-things objects. Proceedings of the International Conference on Internet of Things Design and Implementation; April 2019; Montreal, QC, Canada.
12. Michael T. McCann; michael Unser;Biomedical image reconstruction: from the foundations to deep neural networks. 2019. .
13. Vinayakumar R., Alazab M., Srinivasan S., Pham Q.-V., Padannayil S. K., Simran K. A visualized botnet detection system based deep learning for the internet of things networks of smart cities. IEEE Transactions on Industry Applications . 2020;56(4):4436–4456. doi: 10.1109/tia.2020.2971952.
14. Deng B., Jiang C., Yao H., Guo S., Zhao S. The next generation heterogeneous satellite communication networks: integration of resource management and deep reinforcement learning. IEEE Wireless Communications. 2020;27(2):105–111. doi: 10.1109/mwc.001.1900178.
15. Zhao N., Cheng Y., Pei Y., Liang Y.-C., Niyato D. Deep reinforcement learning for trajectory design and power allocation in UAV networks. Proceedings of the ICC 2020—2020 IEEE International Conference on Communications (ICC); June 2020; Dublin, Ireland.
16. Liu Q., Wang M., Hanajima N. Defect sample generation system based on DCGAN for glass package electrical connectors. Lecture Notes in Electrical Engineering. 2020;706:434–441. doi: 10.1007/978-981-15-8458-9\_46.
20. Han Y., Hao W., Vaidya U. Deep learning of koopman representation for control. Proceedings of the 2020 59th IEEE Conference on Decision and Control (CDC); December 2020; Jeju, Republic of Korea.