



# INTERNATIONAL JOURNAL OF CREATIVE RESEARCH THOUGHTS (IJCRT)

An International Open Access, Peer-reviewed, Refereed Journal

## Human Trafficking of Women in Haryana: Impact, Awareness and Action

Parul, LL.M., Department of Laws, Panjab University, Chandigarh

Jyoti, LL.M., Department of law, Kurukshetra University, Kurukshetra

### ABSTRACT

In 21st century, we are moving towards a better age in which human rights are protected. On one hand, life and liberty of citizens is guaranteed by the constitution and on the other hand the women of 21st century still feel victimized due to rise in crime against them. One of the most common and heinous crime is human trafficking. Women are bought and sold like goods. Victims of the human trafficking either end up getting killed or they just get stuck in an endless cycle where they are made to live like animal; caged and threatened. Although human trafficking is not a gender related offence, it can be committed against both, man and women, but women especially girls are targeted by the traffickers because they are the most vulnerable section of the society. Women are the socially and economically deprived section of the society. They are easy catch for traffickers who allure them by offering jobs, money, stability, marriage proposals, food, housing etc. Although there have been legal provisions in India in certain acts such as Indian Penal Code but there is no specific legislation to counter human trafficking. The research is based on human trafficking in Haryana so the researchers can particularly find out the number of missing women and children, women welfare centres and different schemes for empowering the women so they can escape from the clutches of the traffickers. The researchers did an empirical research on the topic by visiting the Women and Child Development Department, Panchkula and talked to the officials there and collected the relevant data. The researchers have also conducted an online survey on human trafficking. The basic objective of conducting survey was to understand the knowledge and awareness of general people about human trafficking. Many people admitted that even after noticing cases of human trafficking nearby, they avoided making a complaint to the concerned authorities due to several reasons majorly due to distrust over such authorities. I have tried to raise awareness among people through my survey. The researchers have adhered to empirical mode of research with reference to blue book mode of citation.

## MAGNITUDE OF HUMAN TRAFFICKING IN HARYANA

Haryana which is known for its rich culture and lifestyle is also a hub of importation of women and especially minor girls for forced marriages and labour. These girls are popularity known as “Paro”. According to a report by non-governmental organisation Shakti Vahini, Young girls and women are lured for the purpose of marriage, domestic servitude etc. In case of young girls, either they are kidnapped, abducted or purchased from their parents or guardian on pretext of offering them money, food or jobs. One of the major reason of such trafficking of women is for forcing them into marriage. The primary cause of this is the problem of female infanticide and unemployment among the youth in Haryana. Though the sex ratio of Haryana has witnessed an increase from 876 to 920 in the year 2020, but it is still not enough to create the required balance in the society. The women are bought from states like Bihar, Assam, Madhya Pradesh, Orissa, Jharkhand, Uttar Pradesh, West-Bengal for the purpose of marriage. Gurugram and Faridabad, the Corporate Hubs of Haryana, are also the Popular destinations where women and girls are being trafficked. They mostly become victims of slavery, begging, domestic servitude, physical and Sexual Exploitation. The trafficking is either done directly by connecting with victims and their families or through the help of placement agencies.

Although the Haryana Government has initiated various schemes for the protection of victims but there is lacuna in the monitoring system. This was also highlighted when a state supported “Swadhar” home in the name of “Apna Ghar” in Rohtak was raided by National Commission For Protection of Child Rights team in 2012.

The raid shocked the entire nation as the racket of physical and social exploitation of the minors was exposed. As per the report in Shakti Vahini, Haryana Government might have to wait for around 50 more years to reach a natural sex ratio even if sex determination is controlled.<sup>1</sup>

## ROLE OF WOMEN AND CHILD DEVELOPMENT DEPARTMENT, HARYANA IN PREVENTION OF HUMAN TRAFFICKING

### INTRODUCTION

The researcher collected the latest data from The Department of Women and Child Development, Haryana. This data shows the implementation of schemes relating to women and children by the concerned department. The purpose of collection of such data is to analyze how the government is empowering women and children as these two groups are the most vulnerable to human trafficking as shown by several reports of National Crime Records Bureau. The root cause of human trafficking is the vulnerability factor, if women and children are empowered, given vocational training, provided social and financial support, it would directly lead to decline in the human trafficking as it is aptly said that "Prevention is better than cure."

<sup>1</sup> Magnitude of Human Trafficking in Haryana, available at: <http://shaktivahini.wordpress.com/tag/delhi/> (last visited on January 2, 2023).

So, the researcher felt the need to collect data from the said department and conduct interview session of the concerned officials for a better picture on the above topic.

## DATA ON SCHEMES RELATING TO WOMEN

The major schemes implemented through the department are:-

### (A) BETI BACHAO-BETI PADHAO PROGRAMME

Following initiatives have also been undertaken by State government under Beti Bachao Beti Padhao programme:-

#### (i) Legal Action:-

State government has initiated a campaign through the department to control and check violation of Prevention of Corruption Act, 1988, Pre-conception and Pre-Natal Diagnostic Techniques (PCPNDT) Act, 1994 and The Medical Termination of Pregnancy Act, 1971. Chief medical officers in liaison with Deputy Commissioner conducts raids and inspects all ultrasound machines of their respective districts. They send decoy customers to find out the illegal ultrasound machines and sex pre-determination kits. Also, the state government has appointed a special legal expert at CM secretariat to follow up each case of violation of the above-mentioned acts to ensure conviction of the offender.

#### (ii) Social Activism:-

With the above efforts made by the state government, the sex ratio has been improved. The district wise status of sex ratio is as under:-

| Sr. No. | District  | Year<br>2015 | Year<br>2016 | Year<br>2017 | Year<br>2018 | Year<br>2019 | Year<br>2020 |
|---------|-----------|--------------|--------------|--------------|--------------|--------------|--------------|
| 1       | Ambala    | 873          | 912          | 925          | 916          | 959          | 927          |
| 2       | Bhiwani   | 870          | 895          | 913          | 918          | 894          | 918          |
| 3       | Faridabad | 867          | 895          | 907          | 917          | 921          | 917          |
| 4       | Fatehabad | 893          | 918          | 912          | 892          | 921          | 934          |
| 5       | Gurugram  | 858          | 883          | 901          | 901          | 910          | 915          |
| 6       | Hisar     | 886          | 913          | 921          | 913          | 932          | 920          |
| 7       | Jhajjar   | 852          | 884          | 920          | 875          | 914          | 889          |
| 8       | Jind      | 856          | 900          | 898          | 927          | 938          | 906          |
| 9       | Kaithal   | 863          | 887          | 900          | 916          | 919          | 922          |
| 10      | Karnal    | 897          | 908          | 923          | 934          | 908          | 809          |

|              |                |            |            |            |            |            |            |
|--------------|----------------|------------|------------|------------|------------|------------|------------|
| 11           | Kurukshetra    | 860        | 859        | 924        | 924        | 929        | 936        |
| 12           | Narnaul        | 818        | 850        | 881        | 898        | 917        | 897        |
| 13           | Nuh            | 913        | 912        | 908        | 918        | 921        | 936        |
| 14           | Palwal         | 901        | 913        | 914        | 912        | 930        | 911        |
| 15           | Panchkula      | 909        | 923        | 910        | 922        | 963        | 936        |
| 16           | Panipat        | 892        | 912        | 945        | 900        | 939        | 952        |
| 17           | Rewari         | 824        | 870        | 893        | 912        | 919        | 916        |
| 18           | Rohtak         | 859        | 905        | 891        | 895        | 911        | 908        |
| 19           | Sirsa          | 915        | 935        | 928        | 935        | 920        | 941        |
| 20           | Sonipat        | 867        | 901        | 935        | 925        | 911        | 933        |
| 21           | Y. Nagar       | 868        | 898        | 943        | 925        | 936        | 920        |
| <b>Total</b> | <b>Haryana</b> | <b>876</b> | <b>900</b> | <b>914</b> | <b>914</b> | <b>923</b> | <b>920</b> |

### (B) POSHAN ABHIYAAN

Poshan Abhiyaan was launched by the Hon'ble Prime Minister in 2018. The focus of the abhiyaan is to lay emphasis on nutritional status of children aged 0-6 years. The abhiyaan is being implemented in all districts of Haryana. In phase-1 Nuh and Panipat districts were selected. 10 districts, namely kaithal, Karnal, Kurushetra, Bhiwani, Yamuna Nagar, Gurugram, Palwal, Rohtak, Sirsa and Sonipat were covered in phase-2 and remaining districts were covered in the phase 3.

### (C) Haryana Kanya Kosh

Haryana Kanya Kosh has been constituted for the welfare and development of girls and women of Haryana in March 2015. The funds are administered by the women and child development department. A sum of Rs, 69.88 lakh has been deposited in the Bank Account of Haryana Kanya Kosh. The certificate of registration under section 12AA of Income Tax Act as a 'Charitable Society' and exemption under section 80G has been issued by Income tax department. A sum of 52.41 lakh has been utilized for the welfare of women and girls.

### (D) One Stop Centre "Sakhi"

One stop centre have been set in all the districts in phased manner to provide integrated support and assistance to women affected by violence, both in private and public space under one roof and to facilitate immediate, emergency and non-emergency access to a range of services including medical, legal, psychological and counselling. Till now 9974 cases have been dealt.

**(E) Haryana State Commission for Women**

Haryana State Commission for Women has been strengthened by giving its statutory status. Now the Haryana State Commission for Women Act, 2012 is in operation and have the powers of civil court to investigate/examine all matters relating to women. During the current year 1400 (approx..) complaints have been received by the commission and out of which 600 (approx..) complaints have been resolved. A sum of Rs 110 lakh have been provided in the budget for the year 2020-2021, out of which a sum of Rs 22 lakh has been spent upto the year of 2020.

**(F) Protection of Women from Domestic Violence**

The State Govt. has a unique initiative by appointing 21 Protection-cum-Child Marriage Prohibition Officers (PPOs) at district level. All Govt. hospitals PHCs and CHCs have been notified for medical facilities and 2 Shelter Homes have also been notified for providing shelters to the needy women under this Act.

| Particular            | Complaint Received | Complaint Resolved |
|-----------------------|--------------------|--------------------|
| Domestic Violence Act | 3094               | 1367               |
| Child Marriage Act    | 292                | 211                |

A sum of Rs 150 lakh has been provided in the budget for the year 2020-2021.

**(G) Working Women Hostel**

Working Women Hostel are functioning in the state to provide availability of safe and convenient accommodation to working women located near their working place with day care facility for their children (girls upto the age of 18 years and boys upto the age of 5 years accompanying working mother) wherever possible. Government of India has sanctioned 20 Working Women Hostels in the State out of which 8 are running at Rohtak (2), Hisar, Panchkula, Jind, Kurukshetra, Gurugram and Faridabad.

**(H) State After Care Home for Girls, Karnal (Nari Niketan)**

Revised guidelines have been formulated to operate “The Haryana State After Care Home for Girls (Nari Niketan) and reconstitution of district advisory committee.” The aim of these guidelines is to regulate the administration of the State After Care Home for Girls (Nari Niketan) in order to provide institutional care, protection, social security, maintenance, education and training to such girls/women who have no means of subsistence or have been rescued from moral danger or are exposed to moral danger with a view to make them self-reliant and become ultimately useful members of the society. The inmates are provided free lodging, clothing, education, training and medical facilities and efforts are made to rehabilitate them. Training in different trades like stitching, knitting, embroidery etc. have been arranged for the inmates through various voluntary

agencies. At present 66 inmates are residing in the Home against the capacity of 65. Every women/girl after her admission got medically examined from a competent Medical Officer and the report on her condition are safely kept in the institution.

### **(I) Women Helpline-181**

Women Helpline has been active since 3<sup>rd</sup> December, 2018. Women helpline provides 24x7 immediate services to women suffered from violence or in districts in integration with various govt. agencies such as One Stop Centres (OSCs), Protection-cum-Prohibition Officer (PPOs) of the respective districts. Till 2020, total 23796 number of calls received at Helpline out of which 2951 were effective calls related to women, 2620 calls are resolved in coordination with One Stop Centre and Protection-cum-Prohibition Officer of the respective district. 186 cases were resolved through other institutions (for instance Police Assistance, Legal Aid, Medical facility) and 145 cases were resolved through counselling.

### **(J) Incentives Awards for Improvement in Sex Ratio**

The districts showing improvements in declining sex ratio and securing 1<sup>st</sup>, 2<sup>nd</sup>, 3<sup>rd</sup> positions in the State are given Sex Ratio Awards at districts level every year to the tune of 5 lakh, 3 lakh & 2 lakh respectively.

### **HARYANA STATE COMMISSION FOR PROTECTION OF CHILD RIGHTS**

Haryana state commission for protection of child rights is also functional in the state with its headquarter at Panchkula. A sum of Rs 70 lakh has been provided in the budget for the year 2020-21.

### **INTEGRATED CHILD PROTECTION SCHEME (ICPS)**

Integrated Child Protection Scheme is an umbrella scheme under which various schemes for children in need of care and protection, and children in conflict with laws are covered. The programme is being implemented through Haryana State Child Protection Society (HCCPS). The children in need of care and protection are being provided Institutional as well as Non-Institutional care under the scheme. For providing non-Institutional care, State Adoption Resource Agency (SARA) has been set up at state level. Child Welfare Committees (CWCs) and Juvenile Justice Boards (JJBs) have been set up in all the districts for the effective implementation of Juvenile Justice (Care & Protection of Children) Act, 2015.

Under the broad spectrum of children in need of care and protection, the state of Haryana has 83 Child Care Institutions (4 Observational Homes, 1 special home, 2 place of safety, 54 children homes, 13 open shelter homes, 8 specialized adoption agencies and 1 fit facility) which are being run by government, semi government and private organizations. These child care institutions are spread across all the 22 districts of Haryana and covering approximately 2200 children.

## SERVICES PROVIDE THROUGH INTEGRATED CHILD PROTECTION SCHEME

### A) INSTITUTIONAL SERVICES

For care, protection, treatment, development and rehabilitation of the children in need of care and protection, there are 83 child care institutions in Haryana state. Under ICPS, for maintenance of children Rs 2000 per child per month is being provided. Further, in govt institutions additional Rs 1000 per child per month is provided by state government. Other facilities like educational, medical, vocational and recreational etc. are being provided to the children residing in these child care institutions.

### B) OPEN SHELTER HOMES

Open shelter homes cater to the children particularly beggars, child sexual substances, street and working children etc. These homes complement the existing institutional care facilities to children and are not meant to provide permanent residential facilities. Presently in Haryana 13 open shelter homes are running in various districts.

### C) SECURITY MECHANISMS IN CHILD CARE INSTITUTIONS

- I) **Mapping Of Child Care Institutions :-** After the mapping of all child care institutions in year 2012, registration of child care institutions under 41(1) of new JJ Act, 2015 was made mandatory.
- II) **Registration Of Child Care Institutions :-** Out of 83 Child Care Institutions, 82 Child Care Institutions are registered under section 41(1) of Juvenile Justice Act 2015 and 1 Fit Facility is declared by Child Welfare Committee, Sirsa.
- III) **Protection Of Children From Sexual Offences Act, (POSCO), 2012 :-** Every month POSCO awareness camps are being organized by the District Child Protection Units, Haryana. 6592 POSCO camps have been organized from April 2019 to February 2020 in all the districts of Haryana in which participants were 491810.
- IV) **Key Initiatives Taken For Effective Implementation Of JJ And POSCO Act :-**
  - Construction of place of safety and observation home in Faridabad and Observation Home in Karnal is under process.
  - There is a proposal to set up integrated complex comprising of observation home, special home, place of safety and children Home at Sonipat, Gurugram, Hisar and Ambala.
  - 4371 children benefitted under sponsorship
  - 329 children benefitted under Foster Care
  - 402 children placed under Adoption since April 2013 till date (319 in country and 83 Inter - country adoptions)
  - 133 cradle points established till date. 44 children received till date.
  - 207 children placed under after care programme. 90 children placed under after care programme in the year 2019-20 to till date.

## DATA REGARDING CHILD CARE INSTITUTIONS IN HARYANA

| Sr. No.           | Name of District | Name of Child Care Institution             | Total Number of Inmates in the CCI |
|-------------------|------------------|--|------------------------------------|
| 1                 | Ambala           | Observation Home                           | 60                                 |
|                   |                  | Radha Krishna Bal Aashram, Naraingarh      | 0                                  |
|                   |                  | Open Shelter                               | 0                                  |
| 2                 | Bhiwani          | Bal Seva Aashram                           | 43                                 |
|                   |                  | Adarsh Paramedical Children Home           | 0                                  |
|                   |                  | Gadia Lohar Open Shelter Home              | 0                                  |
| 3                 | Charkhi Dadri    | Nari Chetna Open Shelter Home              | Closed                             |
| 4                 | Faridabad        | Karam Marg Charitable Society              | 48                                 |
|                   |                  | Prabhat an awakening                       | 21                                 |
|                   |                  | Udayan care, Sector 7                      | 9                                  |
|                   |                  | SOS Children's Village, Sector 29          | 48                                 |
|                   |                  | SOS Children's Village, Green Field Colony | 153                                |
|                   |                  | Arya Kanya Sadan                           | 64                                 |
|                   |                  | Pranab Kanya Sangh                         | 15                                 |
|                   |                  | St. Joseph Service Society                 | 46                                 |
|                   |                  | Udayan Care, Sector 88                     | 8                                  |
|                   |                  | Observation Home                           | 76                                 |
| Children Home     | 0                |  |                                    |
| COI, Open shelter | 1                |  |                                    |



|    |                    |  |                 |
|----|--------------------|--|-----------------|
|    |                    | home   |                 |
| 5  | <b>Fatehabad</b>   | Fit Facility                                   | -               |
| 6  | <b>Gurugram</b>    | Aarushi home                                   | 46              |
|    |                    | Udyan Care                                     | 27              |
|    |                    | Udyan Care (girls)                             | 8               |
|    |                    | The Shelter Progetto<br>India Charitable Trust | 14              |
|    |                    | Children Home                                  | 0               |
|    |                    | Deep Aashram                                   | 50              |
| 7  | <b>Hisar</b>       | Shaishav Kunj                                  | 1               |
|    |                    | Shri Krishana Bal<br>Parnami                   | 0               |
|    |                    | Observation Home                               | 88              |
| 8  | <b>Jind</b>        | Kalam Bal Aashram                              | -               |
| 9  | <b>Jhajjar</b>     | Umang Bal Grah                                 | 20              |
|    |                    | Open Shelter Home                              | Not functioning |
| 10 | <b>Kaithal</b>     | Bal Upwan Aashram                              | 11              |
| 11 | <b>Karnal</b>      | Observation Home                               | 5               |
|    |                    | Place of Safety,<br>Madhuban                   | 78              |
|    |                    | Shardanand<br>Anathalya                        | 80              |
|    |                    | Haryana Rajya Bal<br>Bhawan                    | 22              |
|    |                    | Place of Safety 2,<br>Karnal                   | 44              |
|    |                    | Mata Kartar Kaur<br>Children Home              | 21              |
|    |                    | MDD Bal Bhawan                                 | 107             |
| 12 | <b>Kurukshetra</b> | Vishwas Bal<br>Aashram, Shahbad                | 5               |

|    |                  |  |        |
|----|------------------|--|--------|
|    |                  | Udyan Care,<br>Kurukshetra                   | 13     |
|    |                  | Jeewan mein<br>Vishwas Bal<br>Aashram, Ladwa | 17     |
|    |                  | Open Shelter Home                            | 0      |
| 13 | <b>Mewat</b>     | PCI Children Home                            | 19     |
|    |                  | Orphan in need                               | 76     |
|    |                  | Deepalya Children<br>Home                    | 57     |
| 14 | <b>Narnaul</b>   | Open Shelter Home                            | 0      |
| 15 | <b>Panipat</b>   | Rehabilitation Centre                        | 23     |
|    |                  | Mother Teresa<br>Home                        | 20     |
|    |                  | Shrishthi Kalyan<br>Sewa Smithi              | 2      |
|    |                  | Hari Mahilla Open<br>Shelter Home            | Closed |
| 16 | <b>Palwal</b>    | Anchal Chaya                                 | 6      |
|    |                  | Able Charitable                              | 17     |
| 17 | <b>Panchkula</b> | Bal Sadan                                    | 21     |
|    |                  | Bal Niketan                                  | 38     |
|    |                  | Ashiyana Children<br>Home                    | 18     |
| 18 | <b>Rohtak</b>    | Jagannath Aahram                             | 8      |
|    |                  | Jan Sewa Sansthan                            | 25     |
|    |                  | Ch. Lakhi Ram Arya<br>Jagannath Aashram      | 40     |
| 19 | <b>Rewari</b>    | Aastha Kunj                                  | 23     |
|    |                  | Asha Kiran                                   | 33     |
|    |                  | Open Shelter Home                            | Closed |
| 20 | <b>Sirsa</b>     | Bal Gopal Dham                               | 29     |

|    |                |   |                           |
|----|----------------|---|---------------------------|
|    |                | Child Survival India                              | Registration<br>Cancelled |
|    |                | Open Shelter Home                                 | -                         |
|    |                | Bhai Kanhaiya Balika<br>Greh                      | 1                         |
| 21 | <b>Sonipat</b> | Sapana Bal Kunj                                   | 31                        |
|    |                | Bal Gram, Rai                                     | 58                        |
|    |                | State After Care<br>Home                          | 23                        |
|    |                | Special Home                                      | 88                        |
| 22 | <b>Y'Nagar</b> | Children Home, Boys                               | 33                        |
|    |                | Red Cross Child<br>Labor Rehabilitation<br>Centre | 3                         |
|    |                | Children Home, Girls                              | 56                        |
|    |                | Open Shelter Home                                 | 0                         |
|    | <b>Total</b>   | <b>75 CCI</b>                                     | <b>2010</b>               |

#### DATA REGARDING SPECIALIZED ADOPTION AGENCY IN HARYANA

| Sr. No. | Name of District | Name of Specialized Adoption Agency      | Number of Inmates |
|---------|------------------|--|-------------------|
| 1       | <b>Faridabad</b> | Miracle Charitable Society (SAA)         | 26                |
| 2       | <b>Hisar</b>     | Shaishav Kunj (SAA)                      | 3                 |
|         |                  | Bal Bhawan (SAA)                         | 8                 |
| 3       | <b>Jhajjar</b>   | Specialized Adoption Agency, Bahadurgarh | 5                 |
| 4       | <b>Kaithal</b>   | Bal Upwan Aashram (SAA)                  | 4                 |
| 5       | <b>Panchkula</b> | Shishu Greh (SAA)                        | 21                |

|   |              |                             |           |
|---|--------------|-----------------------------|-----------|
| 6 | Rewari       | Specialized Adoption Agency | 2         |
| 7 | Sonipat      | Bal Gram, Rai (SAA)         | 0         |
|   | <b>Total</b> | <b>8 SAAs</b>               | <b>69</b> |

### DATA REGARDING MISSING CHILDREN/MISSING PERSON, CHILD BEGGARS & CHILD LABOUR

| Name of district | Number of Missing Children Recovered (below 18 years) |        | Number of Missing Persons Recovered (Above 18 years) |        | Number of Child Beggars Rescued |        | Number of Child Laborers Rescued |        | Action against Placement Agencies |
|------------------|---|--------|--|--------|---------------------------------|--------|----------------------------------|--------|-----------------------------------|
|                  | Male  | Female | Male   | Female | Male                            | Female | Male                             | Female |                                   |
| Panchkula        | 15  | 35     | 47   | 141    | 0                               | 0      | 0                                | 0      | 0                                 |
| Gurugram         | 12  | 28     | 25   | 32     | 0                               | 0      | 3                                | 0      | 3                                 |
| Faridabad        | 46  | 34     | 239  | 423    | 21                              | 8      | 0                                | 0      | 0                                 |
| Ambala           | 23  | 32     | 80   | 112    | 0                               | 0      | 5                                | 0      | 1                                 |
| Yamunanagar      | 40  | 58     | 110  | 228    | 0                               | 0      | 1                                | 0      | 0                                 |
| Kurukshetra      | 24  | 32     | 97   | 153    | 0                               | 0      | 0                                | 0      | 0                                 |
| Karnal           | 9   | 14     | 37   | 54     | 0                               | 0      | 3                                | 0      | 2                                 |
| Panipat          | 63  | 150    | 161  | 349    | 0                               | 0      | 10                               | 3      | 0                                 |
| Kaithal          | 13  | 11     | 61   | 79     | 0                               | 0      | 0                                | 0      | 0                                 |
| Rohtak           | 35  | 45     | 184  | 302    | 0                               | 0      | 3                                | 2      | 4                                 |
| Sonipat          | 44  | 53     | 102  | 248    | 0                               | 4      | 24                               | 6      | 0                                 |
| Bhiwani          | 30  | 15     | 75   | 226    | 0                               | 0      | 3                                | 0      | 1                                 |
| Jhajjar          | 21  | 18     | 81   | 170    | 0                               | 0      | 0                                | 0      | 0                                 |

|                    |             |            |             |             |             |            |             |            |           |
|--------------------|-------------|------------|-------------|-------------|-------------|------------|-------------|------------|-----------|
| Ch. Dadri          | 15          | 12         | 23          | 84          | 0           | 0          | 0           | 0          | 0         |
| Hisar              | 35          | 51         | 87          | 300         | 0           | 0          | 0           | 0          | 0         |
| Hansi              | 8           | 15         | 38          | 120         | 0           | 0          | 0           | 0          | 0         |
| Sirsa              | 15          | 71         | 60          | 244         | 0           | 0          | 0           | 0          | 0         |
| Jind               | 27          | 22         | 78          | 182         | 0           | 0          | 0           | 0          | 0         |
| Fatehabad          | 19          | 22         | 44          | 189         | 0           | 0          | 0           | 0          | 0         |
| Rewari             | 21          | 51         | 64          | 158         | 0           | 0          | 6           | 1          | 0         |
| Palwal             | 44          | 78         | 23          | 52          | 0           | 0          | 16          | 0          | 0         |
| Narnaul            | 3           | 3          | 9           | 23          | 0           | 0          | 0           | 0          | 0         |
| Mewat              | 10          | 7          | 16          | 33          | 0           | 0          | 7           | 0          | 1         |
| GRP                | 2           | 2          | 1           | 2           | 0           | 0          | 0           | 0          | 0         |
| SCB,<br>Haryana    | <b>197</b>  | <b>86</b>  | <b>7</b>    | <b>26</b>   | <b>843</b>  | <b>331</b> | <b>1733</b> | <b>115</b> | <b>2</b>  |
| <b>Total</b>       | <b>771</b>  | <b>945</b> | <b>1749</b> | <b>3930</b> | <b>864</b>  | <b>343</b> | <b>1814</b> | <b>127</b> | <b>14</b> |
| <b>Grand Total</b> | <b>1716</b> |            | <b>5679</b> |             | <b>1189</b> |            | <b>1941</b> |            | <b>14</b> |

## SURVEY RELATING TO HUMAN TRAFFICKING

Taking in view of this burning problem of human trafficking and inefficiency of the government to tackle the issue, the researchers wanted to know whether public in general have knowledge about this menace and if they are aware about the legal provisions framed by the government to eliminate human trafficking. So, the researchers conducted a survey among the people through Google forms platform. Some of the questions listed in the survey are:

## Age

73 Responses

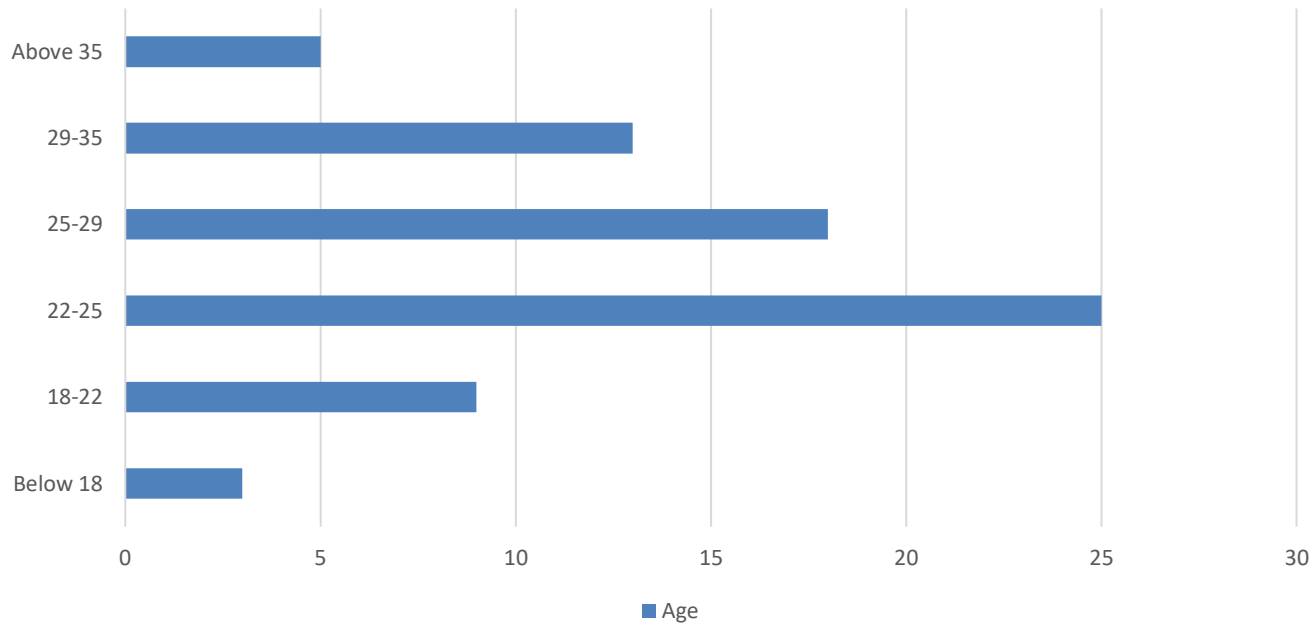


Fig. no. 1 – the graph consists of age group of people who took the survey

The chart above shows the age group of people who took part in the survey. It is clear that large group of people are from the age group of 22 to 29 years old i.e. the youth who play a vital role as they are the future of the nation. So the researchers focused on them to know what they think about the evil of Human Trafficking. It is also important to make them aware about the legal provisions for tackling the menace so they can cooperate with the authorities.

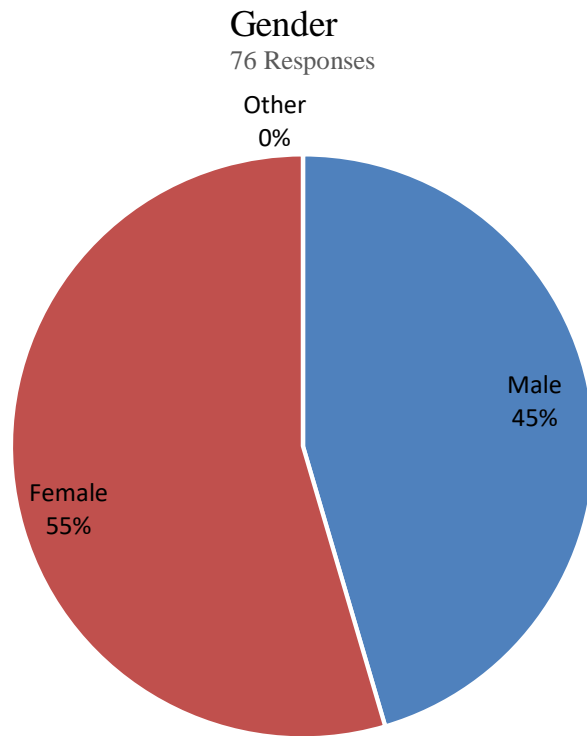
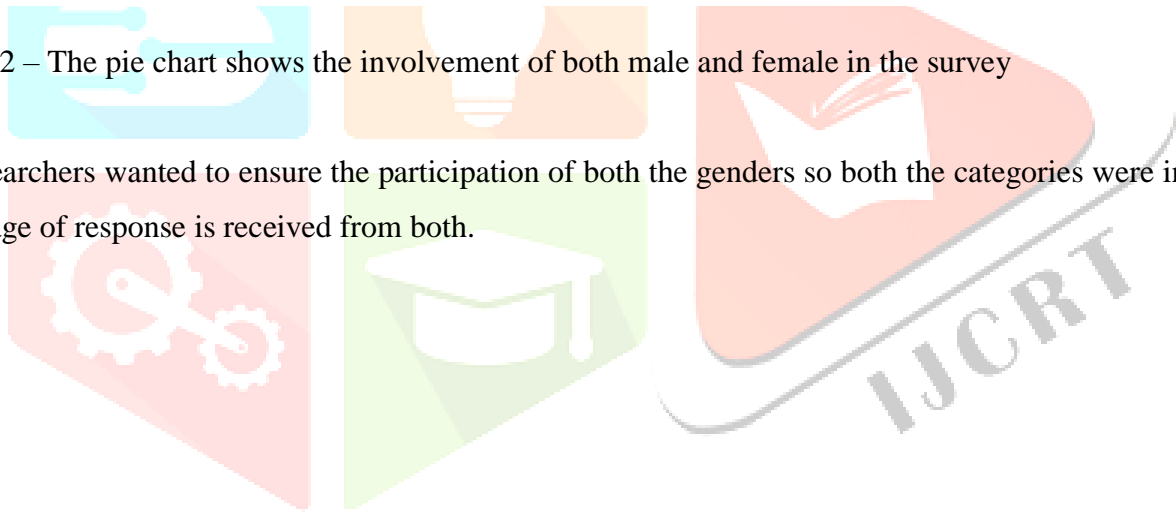


Fig. no. 2 – The pie chart shows the involvement of both male and female in the survey

The researchers wanted to ensure the participation of both the genders so both the categories were included, a fair percentage of response is received from both.



## Are you aware of the term 'Human Trafficking' ?

78 Responses

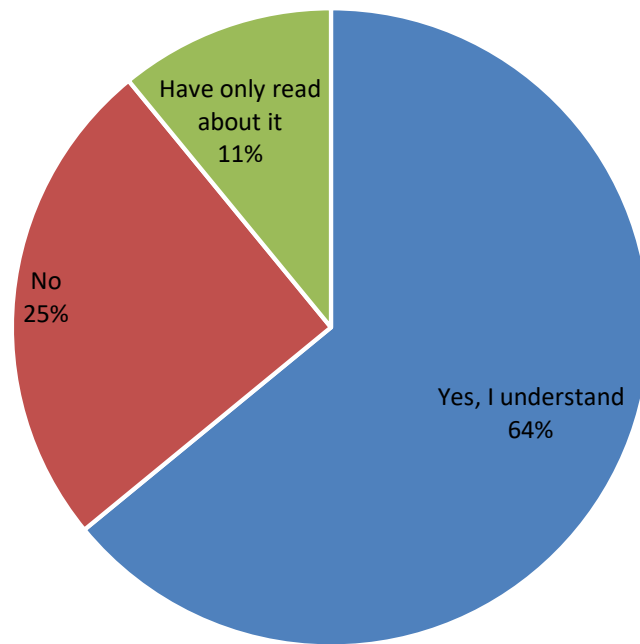


Fig. no. 3 – The pie chart shows the awareness of people about the term Human Trafficking.

Researchers added the question to know if people have knowledge about the true meaning of human trafficking. People mostly have only limited knowledge about the term human trafficking, they limit its scope to only prostitution or slavery. So it's very important to make them aware about the vastness of the several different offences in human trafficking such as organ transplantation, domestic servitude, slavery, etc.



### If yes, where have you learnt about Human Trafficking ?

78 Responses

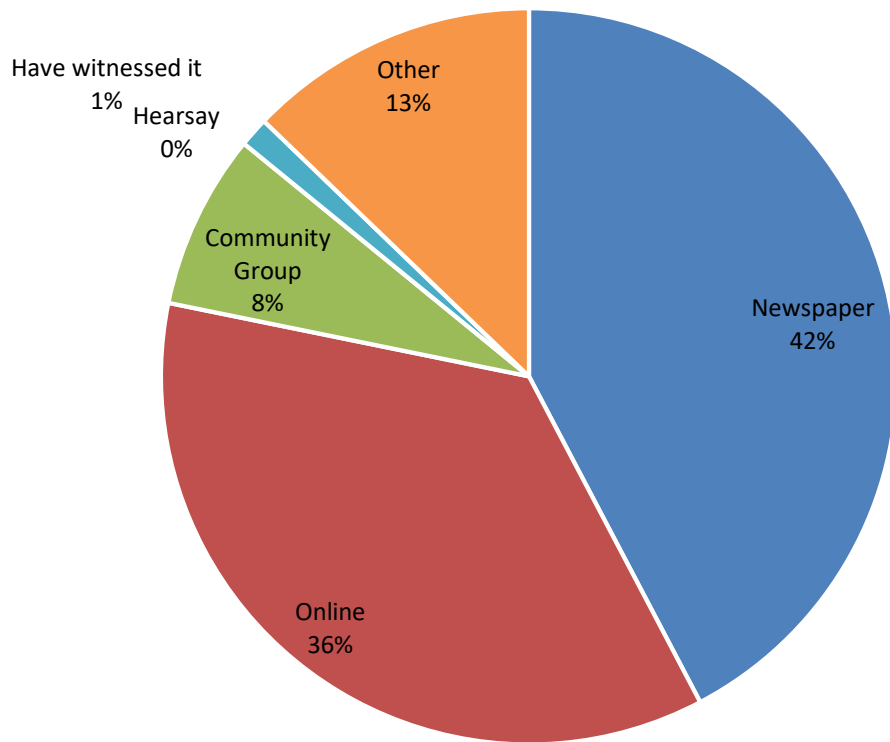


Fig. no. 4 – The pie chart consists of the question to understand from where people get to know about the evil of human trafficking. Through the medium of this information researchers will be able to know what is the most effective medium to spread awareness about the problem of human trafficking.

## To what extent do you think Human Trafficking is prevalent in your area ?

78 Responses

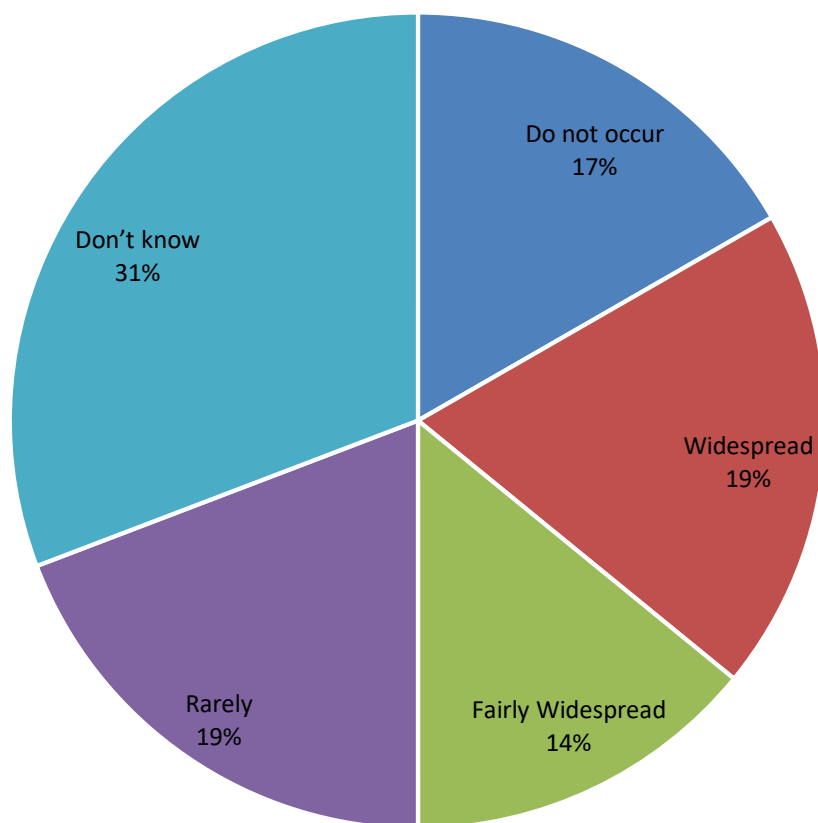


Fig. no. 5 –The pie chart shows that how widespread is the issue of trafficking is prevalent. It is clear that as per most of the people human trafficking do not occur in their area. But it raises one more question that how strong is the network of criminal that even the local people are not aware of the issue.

## What do you think about the kind of exploitation Human Trafficking victims are subjected to ?

78 Resposes

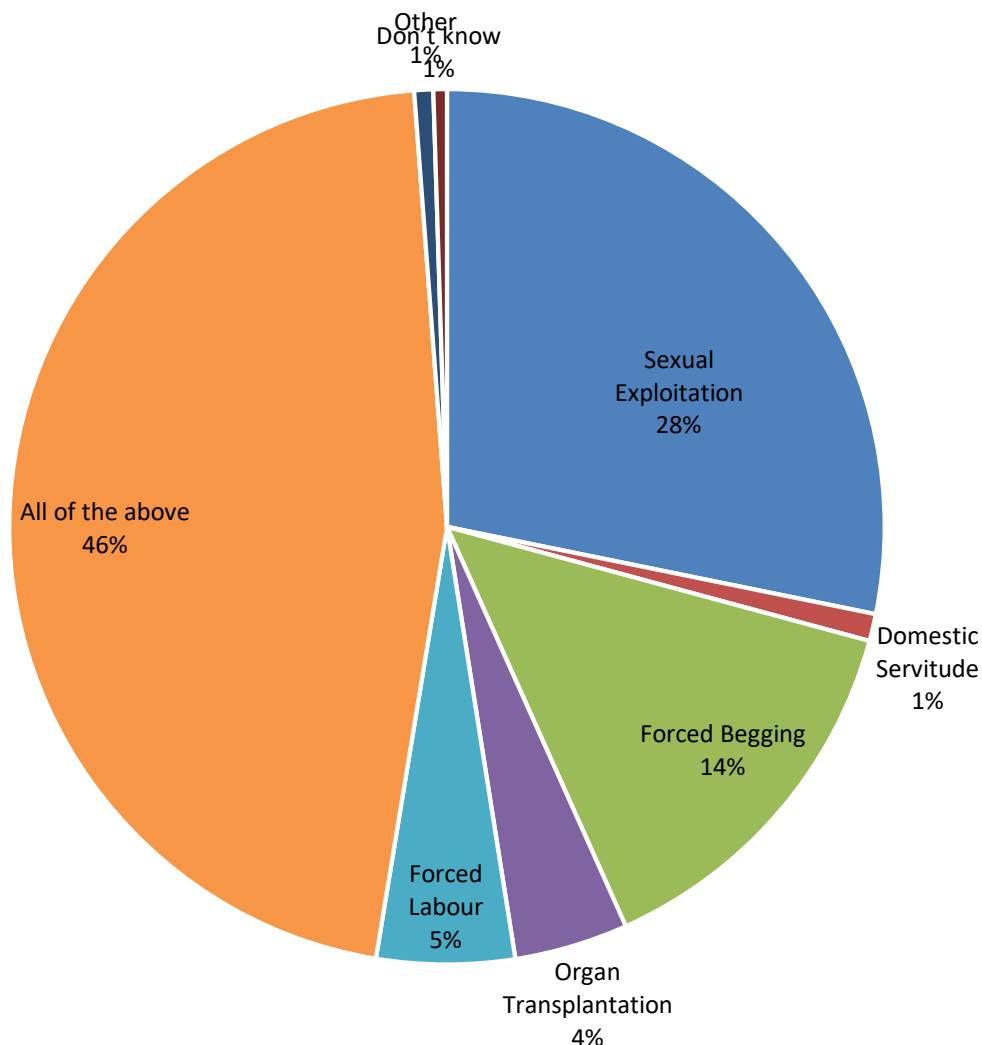


Fig. no. 6 –The pie chart explains the different types of exploitation to which human trafficking victims are subjected to. As the figure explains most of the people think that victims are subjected to sexual exploitation. The participants were given these options so as to make them aware that human trafficking is not limited to sexual trafficking but it covers several other forms of exploitation too.

## Who do you think are more vulnerable of becoming a victim to Human Trafficking ?

78 Responses

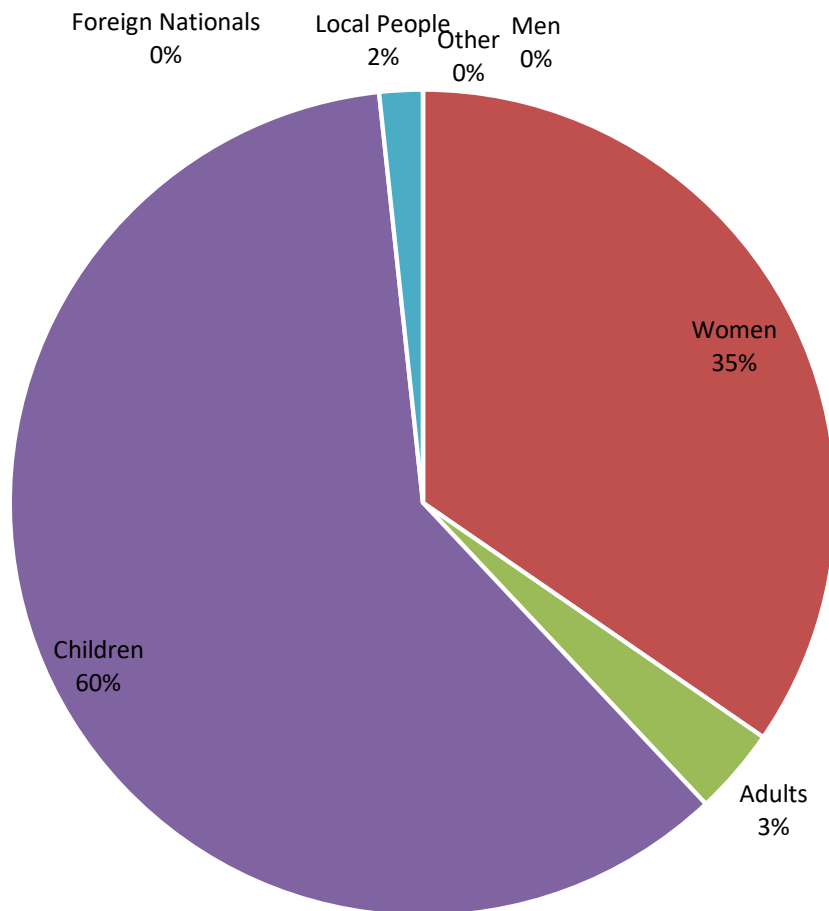


Fig. no. 7 – The pie chart shows the opinion of people about the class of people who are more vulnerable to the evil of human trafficking. As per survey people think that children are the most vulnerable to trafficking and women are also the second most vulnerable class. Both of them are not able to protect themselves and are easy prey to the criminals. Children are the most vulnerable as they are easy to handle and also more difficult to track because of no particular identification.

## Can you recognize the signs of someone being potentially the victim of Human Trafficking ?

78 Responses

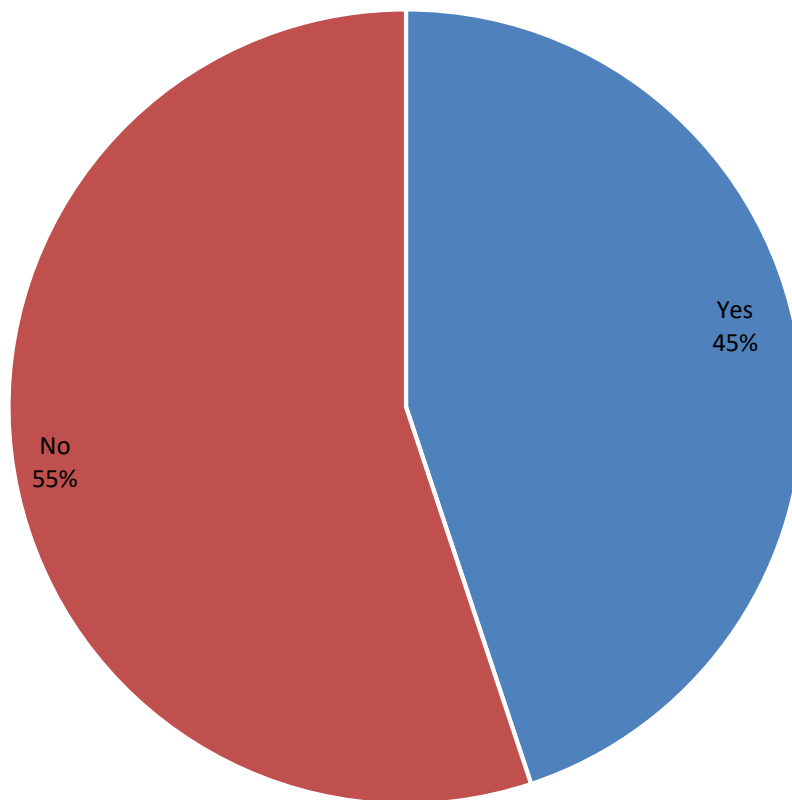


Fig. no. 8 –The chart is about a question to understand if people could identify the potential victim of human trafficking. It was important to ask this question as sometimes a person could seem to be totally normal but could potentially be a victim of human trafficking. The response shows that there is not much difference between the two groups of people.

## Have you witnessed any case of Human Trafficking ?

77 Responses

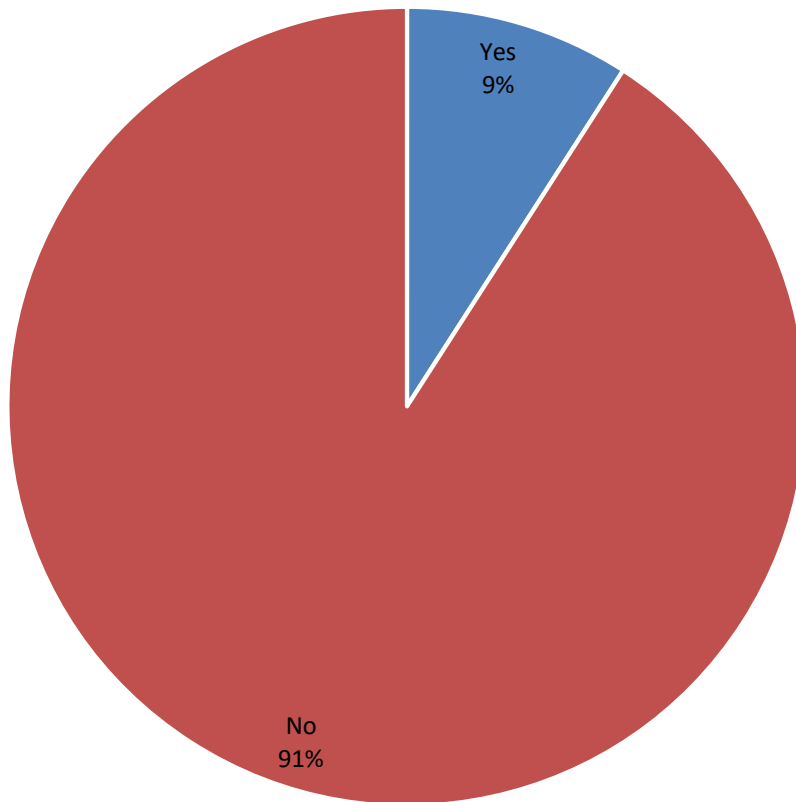


Fig. no. 9 – The pie chart is to get information from people if they have ever encountered any such incident of human trafficking. This question is made to understand if people are vigilant of the criminal activities happening in their surrounding and if they witness any such thing than how they respond to the act. The chart shows that most people have never witnessed any incident of human trafficking.

If yes, did you report the incident to the concerned authorities?  
?

78 Responses

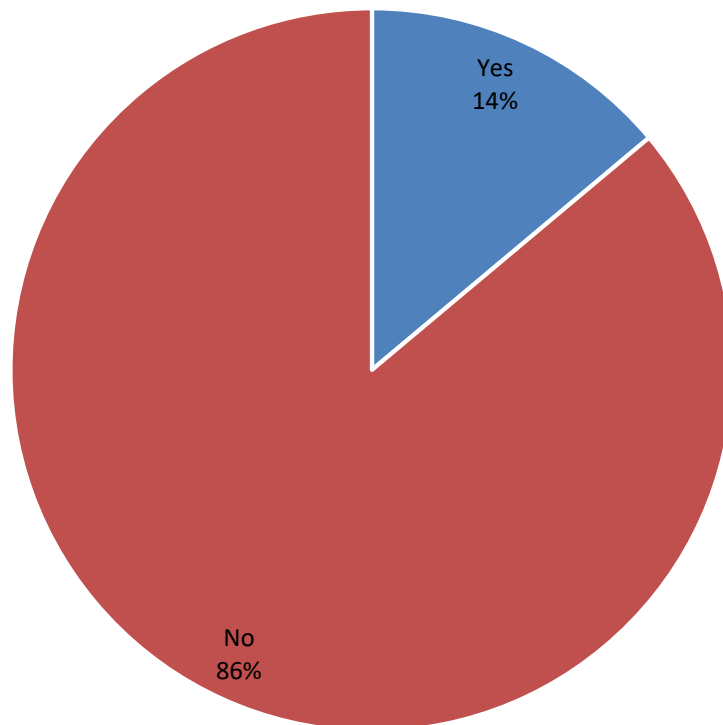


Fig No. 10 - The question in fig. no. 10 is whether they later reported the incident to the concerned authorities. Ignoring a crime is same as being a part of the crime and it will make the criminals more confident about not being caught and make them feel invincible. So, it is very important to report such incidents so that the authorities can tackle the problem, as they can't be everywhere to witness such incidents.

If yes, did the concerned authorities respond to your complaint?  
?

78 Responses

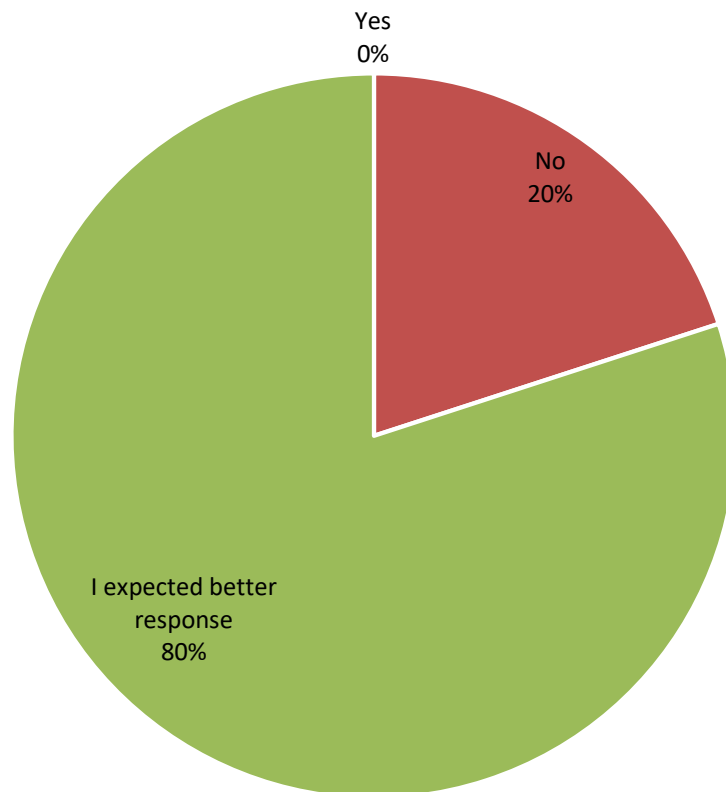


Fig. no. 11 – The question regarding the above chart is to understand how authorities responded to the complaints of human trafficking they received from people. It is clear that most of the people expected better response from the authorities and the rest didn't received any response from the authorities. This could be seen as the biggest issue in tackling the trafficking that the authorities who are duty bound to protect the people are neither serious nor they feel responsible to eliminate the evil of human trafficking. One of the major reasons behind it is corruption which is another biggest problem that our democracy is dealing with. The termite of corruption is hollowing the governance of the nation.



If no, (in response to question no. 7 ) why you didn't contact to the concerned authorities ?

78 Responses

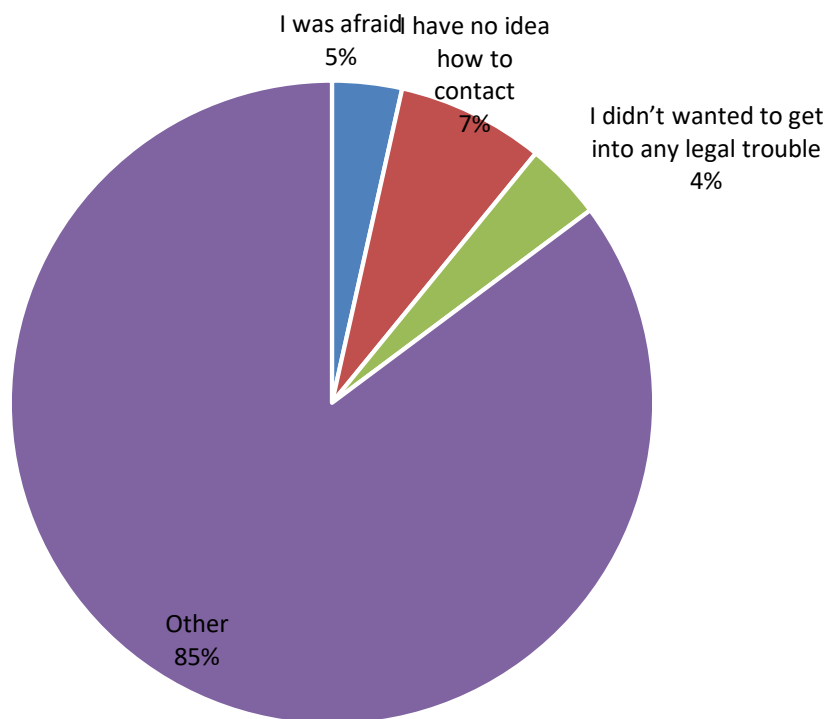


Fig no. 12 – In the above chart the question is raised to the people who didn't report the incident of human trafficking even after witnessing it. The question is inserted to understand what could be the possible reason behind not reporting such a grave offence against the humanity. Though most of the people have opted option 'other' but it is clear that many people were either afraid or didn't want to get into any legal trouble.

## Is the phrase 'Human Trafficking' synonymous to 'sex trafficking' in your mind ?

78 Responses

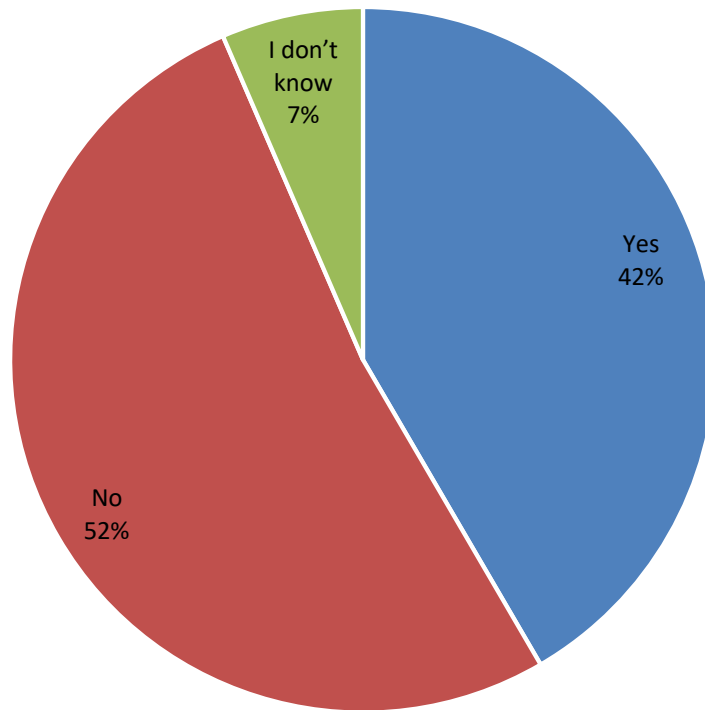


Fig. no. 13 – The above chart shows that many people think that human trafficking is only limited to sex trafficking or both are the same things. This shows it clearly that people are not even aware about the proper meaning of human trafficking.

## Are you aware of any law prohibiting Human Trafficking ?

77 Responses

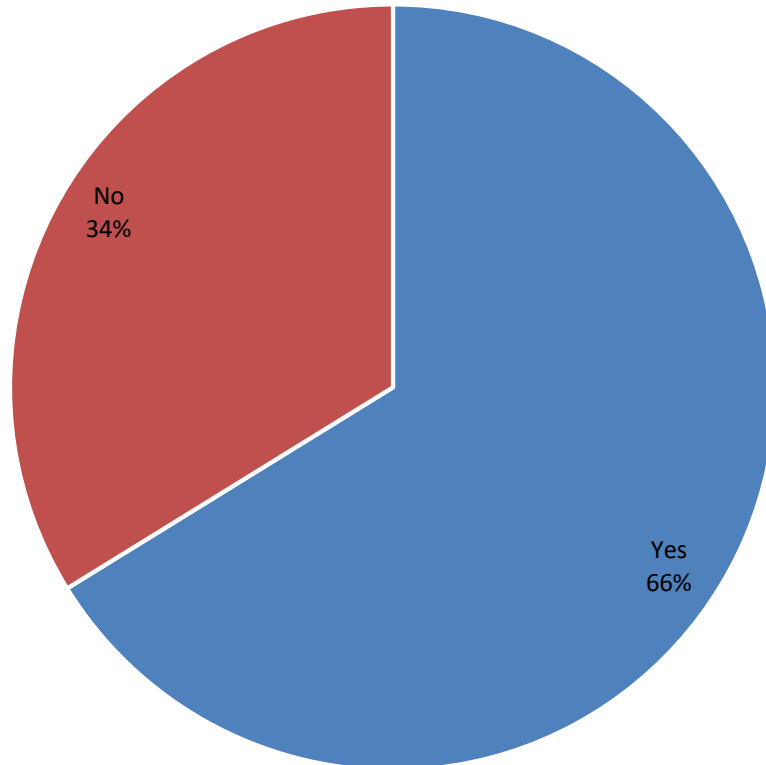


Fig. no. 14 – The chart is to gather information whether people are aware about any legal provisions framed by government to tackle the problem of human trafficking. Though the majority of people opted yes i.e. they are aware of any such legal provisions but still there is another question in front of us is that if they even resort to the provisions provided to us or the system is so much complicated that they prefer to overlook the incidents.

## If no, what is the possible reason behind it ?

53 Responses

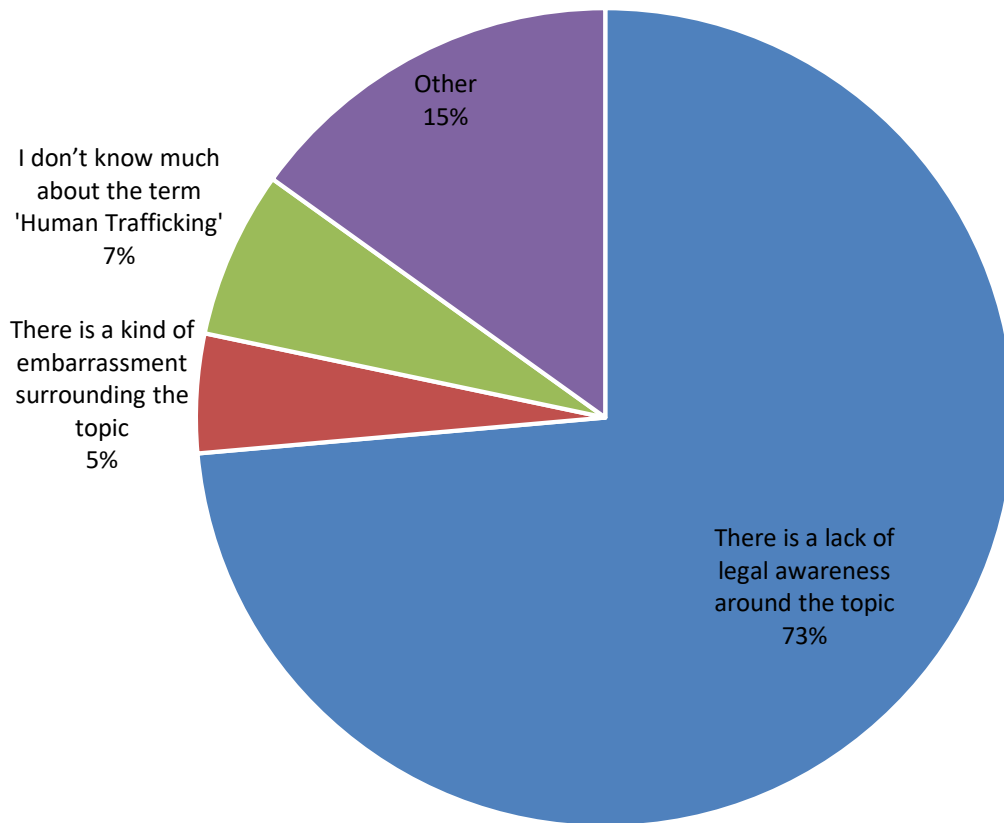


Fig. no. 15 – The above chart is to understand the reasons behind the unawareness of people about the legal provisions framed to tackle the problem of human trafficking. As per the data collected most people think that there is a lack of legal awareness around the topic. In order to eliminate human trafficking there is strict need to make people aware about the harm caused by human trafficking to the human society so that they are capable to take proper action in response to the issue.

If yes, do you think there are enough laws for curbing the menace of Human Trafficking ?

70 Responses

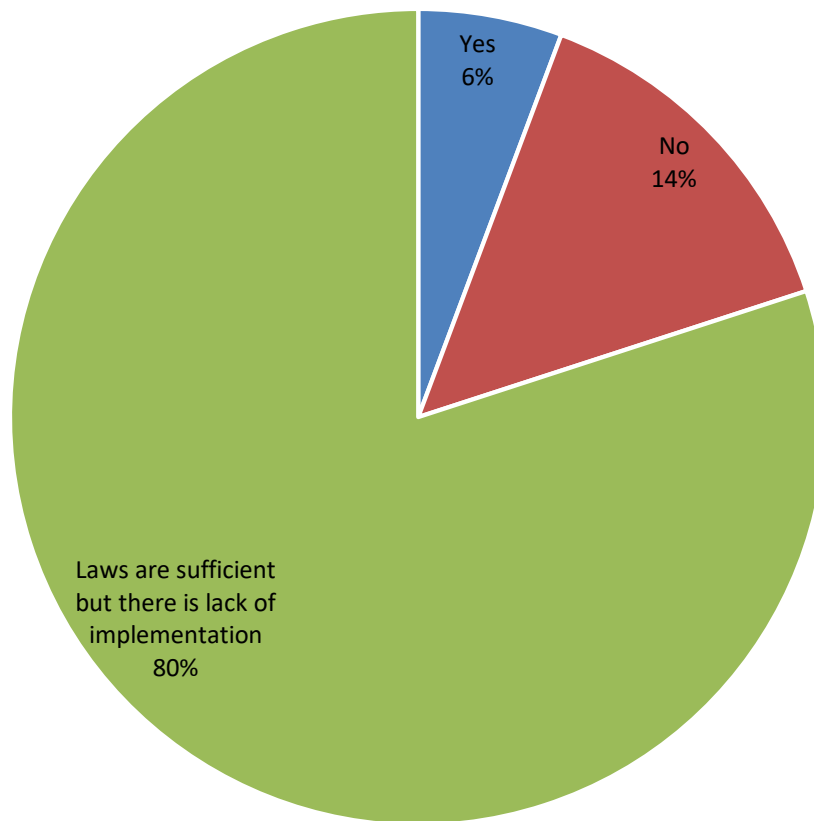


Fig. no. 16 – The purpose of the above question is to figure out what people think about the laws framed by the government to tackle human trafficking. whether the laws are enough to tackle the problem of human trafficking? As per the data collected most of the people think that the problem lies in the implementation of laws.

No, people  
already know  
about it  
3%

Do you think there is a need of legal awareness in people about laws prohibiting Human Trafficking ?

78 Responses

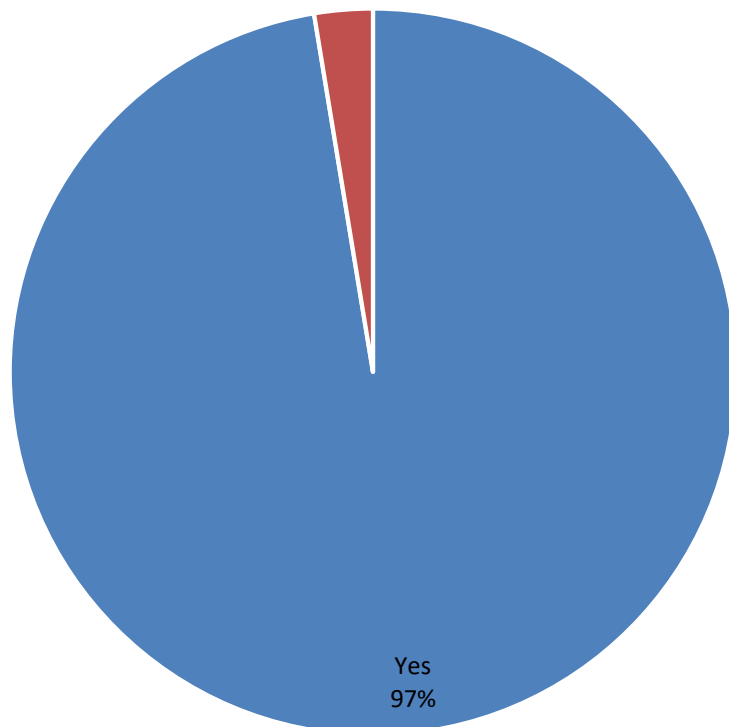


Fig. no. 17 – The above chart shows the opinion of the people if they think that there is a need of legal awareness in people about laws to tackle the problem of human trafficking.

## OBSERVATION

With the help of Google forms, people were asked different questions relating to human trafficking for checking their awareness and knowledge about human trafficking. The observations based on their response are:-

- Most of the people said that they are aware about the term ‘human trafficking’ but there were 12.8% among them who said that they don’t know what human trafficking is, such fact is alarming.
- Around 51.9% of them think that ‘human trafficking’ is synonym to ‘sex trafficking’.
- The most sources of their learning about human trafficking are newspaper and through online medium.
- Furthermore, as per most of them, sexual exploitation is the most common form of abuse that victims of human trafficking are subjected to.

- In their opinion, Women and Children are the most vulnerable group that can easily fall prey to human trafficking.
- Around 86.1% among them said that they didn't report the incident of human trafficking to the concerned authorities even if they witnessed it.
- All those who reported were unsatisfied with the response to their complaint as they expected a better response from the concerned authorities.
- 33.8% of them were unaware about the legal mechanism relating to the prevention of human trafficking. • As per 73.6% of them, the unawareness surrounding the legal mechanisms is due to lack of incentives for imparting legal awareness among people.
- 80% of them think that although laws are sufficient for curbing the menace of Human Trafficking but the problem lies in implementation.

## SUGGESTIONS

- State Government should do surveillance on different NGO's working in the state and the funds used by them.
- There should be enhancement of resources of NGO's to encourage their efforts towards curbing this menace.
- Victims of Human Trafficking should be given skill training and necessary education so they can live a dignified life, compensation should be given to the victims soon after the incident.
- There is need of Co-operation between the different governmental organisation and NGO's, all the officials should be trained together on this subject so they can deal with each other in a better way.
- Legal awareness on this issue should be imparted to police staff, officials and also to general public.
- General public should be given assurity so they can come forward and report the incident to the police, complexities should be removed.

## CONCLUSION

Although Schemes like Beti Bachao Beti Padhao have led to improvement in the sex ratio in Haryana but due to imbalance in the sex ratio, men are not finding bride for them. Girls are being trafficked from Uttar Pradesh and Bihar mainly for marital purposes. Many of them face harassment and abuse at the hands of groom and his family, there are settlement problems also and it became difficult for the girl to live her life with dignity. On the pretext of making these kinds of marriages happen, there are bogus agencies working in this field also who instead of marriage, fraudulently and forcefully supply these girls to brothels. An improvement in the sex ratio will create much needed balance in the society. If children are given the nutrition they need, they will be less vulnerable to forced begging, child labour, domestic servitude etc. Their families will be discouraged for

employing them at very young age. This is a drawback of our legal system that people are afraid to even chose to get justice. Even reporting to police is scaring enough for them that they resort to live with the problem instead of fighting back. The possible reason behind lack of implementation is lack of cooperation between different organs of the state. As per the data almost all the people think that there is a strict need to spread awareness among the people so that they can take proper action if they witness any such issue or can even help others to tackle the same. Awareness among the people will help in curbing the issue by reporting to the authorities, thus destroying the criminal network.

