



# Adaptaion Of Mugal Carpet Motifs For Designing Khadi Suit

Manju Kumari Daila

## Abstract

The study was undertaken with a beautiful idea to collect various Motifs from Mugal Carpets to design Khadi Suits. To attain the specific objective of the study, methodology was divided in 4 phases and 30 arrangements were sketched using these motifs, out of which 5 arrangements were selected and rated by respondents on a scale from excellent to poor. These top 5 suits were stitched and designed to see ready effects of design. The cutting of suits was done directly on fabric. After cutting, designs were made with the help of prepared screens by using pigment colours. Thereafter, final embellishment was done by using accessories, hand embroidery and patch work. Finally consumers' acceptability and market value of designed suits were determined. Designed Khadi Suits were pleasing and attractive to respondents. Hence, they were ready to pay more than the estimated cost of the suits. Thus, on the basis of results, we can say that designing of Khadi Suits with unique with attractive colour combination made by using Mugal Motifs is a successful technique.

**Keywords:** Mugal Motifs, pigment colours, designing of suits.

## Introduction

Tradition of carpet weaving in India has been centuries old. Mughals not only used the Persian techniques of carpet weaving but they were also influenced by traditional designs and motifs from Persia. Dress has become a vital part of our living. Clothes can improve the appearance, hide physical defects and give aesthetic pleasure through it's colour, texture, prints, designs' patterns and lines on wide varieties of textile materials.

## Objectives:-

- To collect various Motifs from Mugal Carpets.
- To sketch 30 arrangements using these Motifs.
- To design top 5 Khadi Suits with the help of Mugal Motifs through screen printing.
- To evaluate the marketability and acceptability of designed Khadi Suits.

## Significance:-

The present study will be an eye opener for fashion designers. The unique Khadi Suit designs will add on a charming effect to the wardrobe of women.

**Delimitation:-**

- The study was limited to the screen printing.
- Designing of only suits was done.
- The study was limited to 5 suits only.
- The study was limited to one fabric i.e. Khadi.
- Sample was limited to 30 students and 5 teachers of faculty of Home Science at Banasthali Vidyapith.

**Methodology****Phase I**

**Locale of the study:** Banasthali Vidyapith in Rajasthan

1. Collection of Motifs from Mugal Carpets
2. Sketching of Motifs
3. Selection of Motifs

**Phase II****Selection of design**

- To get an accurate evaluation, 5 teachers and 30 students were selected from the department of clothing and textiles.
- The analysis was done based on overall aesthetic appeal, placement of motifs, colour combination of design and whole appearance.

Grade / Rating	Score
Excellent	05
Very Good	04
Good	03
Fair	02
Poor	01

The marks allotted to each design were added and five designs with highest scoring by respondents were given for doing screen printing work and stitched to see the final effect of Khadi Suits.

**Phase III**

- Printing of Khaadi Suits
- Fabric used - Khaadi
- Chemicals used - Binder paste, pigment, Urea, Detergent and Fixer
- Procedure
  - Designing & Preparing of Screens.
  - Scouring & Ironing to remove the creases or wrinkles.
  - Preparation of the printing paste.
  - Application fo designs on fabric with pigment colours.

**Phase IV**

- Construction of the designed Khadi Suits.
- The cutting of the Khadi Suits was done on the fabric directly. After cutting, the designs were made with the help of the prepared screens by using pigment colours and after stitching and designing, final embellishment was done by using accessories, hand painting and patch work.

## Result and Discussion

The results of the study taken have been interpreted, discussed and presented in the following subsection.

### Assessment of consumer's acceptability for design sheets

30 designs of Suits inspired by Mugal Motifs were developed. Screen printing, pigment colours, hand embroidery and patchwork were used for the surface enrichment purpose. In this study, subjective analysis of design sheets was evaluated by 35 respondents. Each design was ranked according to the total scoring.

Table No.1

Responses in terms of percentage for the Suit No.1

Sr.No.	Parameters	Excellent	Very Good	Good	Fair	Poor
1	Colour Combination	50	40	10	-	-
2	Placement of Design	80	20	-	-	-
3	Overall aesthetic appeal	20	50	30	-	-

Table No.2

Responses in terms of percentage for the Suit No.2

Sr.No.	Parameters	Excellent	Very Good	Good	Fair	Poor
1	Colour Combination	70	30	-	-	-
2	Placement of Design	70	30	-	-	-
3	Overall aesthetic appeal	50	40	10	-	-

Table No.3

Responses in terms of percentage for the Suit No.3

Sr.No.	Parameters	Excellent	Very Good	Good	Fair	Poor
1	Colour Combination	60	40	-	-	-
2	Placement of Design	60	40	-	-	-
3	Overall aesthetic appeal	20	50	30	-	-

Table No.4

Responses in terms of percentage for the Suit No.4

Sr.No.	Parameters	Excellent	Very Good	Good	Fair	Poor
1	Colour Combination	90	10	-	-	-
2	Placement of Design	90	10	-	-	-
3	Overall aesthetic appeal	70	30	-	-	-

Table No.5

Responses in terms of percentage for the Suit No.5

Sr.No.	Parameters	Excellent	Very Good	Good	Fair	Poor
1	Colour Combination	50	40	10	-	-
2	Placement of Design	40	50	10	-	-
3	Overall aesthetic appeal	20	40	40	-	-



PLATE No. 1



PLATE No. 2




PLATE No. 3



PLATE No. 4



PLATE No. 5




PLATE No. 6

Table No.6

Comparative data in percentage for colour combination in different suits

Sr.No.	Suit no.	Excellent	Very Good	Good	Fair	Poor
1	1	50	40	10	-	-
2	2	70	30	-	-	-
3	3	60	40	-	-	-
4	4	90	10	-	-	-
5	5	20	40	10	-	-

Graph No.1

Comparative data in percentage for colour combination in different suits

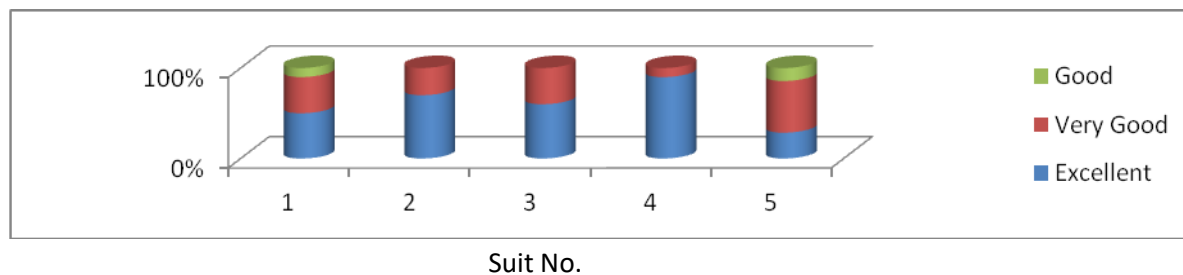


Table No.7

Comparative data in percentage for placement of design used in suits

Sr.No.	Suit no.	Excellent	Very Good	Good	Fair	Poor
1	1	80	20	-	-	-
2	2	70	30	-	-	-
3	3	60	40	-	-	-
4	4	90	10	-	-	-
5	5	40	50	10	-	-

Graph No.2

Comparative data in percentage for placement of design used in suits

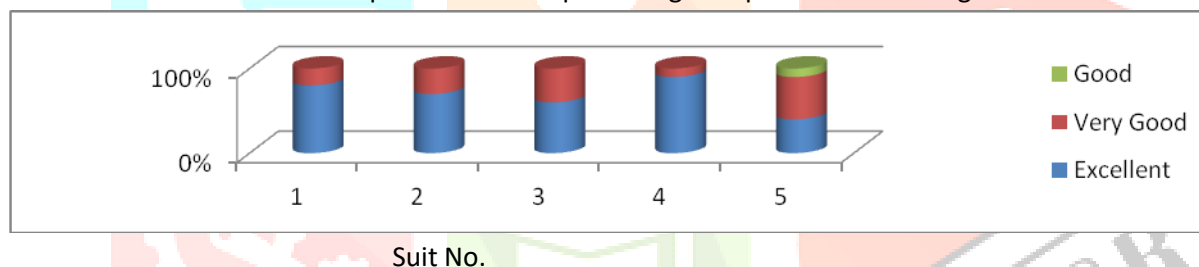


Table No.8

Comparative data in percentage for overall aesthetic appeal of different suits

Sr.No.	Suit no.	Excellent	Very Good	Good	Fair	Poor
1	1	20	50	30	-	-
2	2	50	40	10	-	-
3	3	20	50	30	-	-
4	4	70	30	-	-	-
5	5	20	40	40	-	-

Graph No.3

Comparative data in percentage for overall aesthetic appeal of different suits

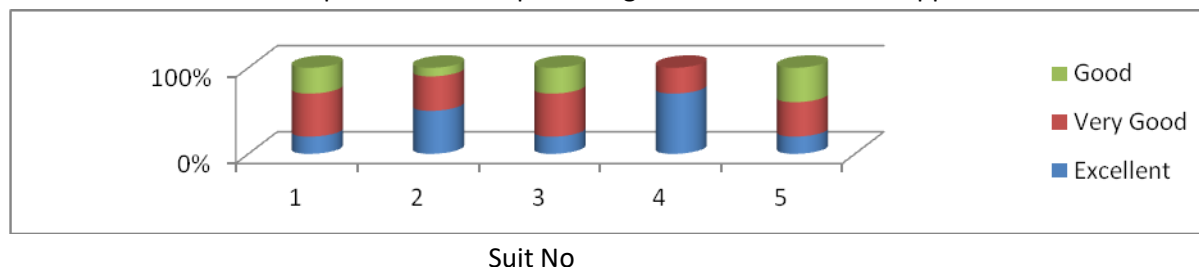


Table No.9

Response in percentage for willingness to pay the estimated cost

Suit No	Estimated Cost of Suits and willingness to pay		
	Cost in Rupees	Yes	No
1	760	97%	3%
2	770	100%	-
3	750	90%	10%
4	770	100%	-
5	765	90%	10%

Table No.10

Response in percentage of willingness to add the suit in wardrobe

Sr. No.	Willingness to adopt the designed suit	Percentage
1	Yes	100%
2	No	-

Table No.11

Fashion need fulfillment percentage

Sr. No.	Fashion need fulfillment percentage	Percentage
1	Yes	95%
2	No	5%

The above table shows that majority of the respondents (95%) found that these suits fulfill the fashion need as well as satisfy the need for variety wardrobe.

**Conclusion:** In practice, the most visible manifestation of fashion and life-style is mirrored through our clothing. While food and housing are internal needs, clothing is that one carries through on one self most of the time attracting great scrutiny sometimes admiring and often critical.

#### References web sites:-

- [https://en.wikipedia.org/wiki/Screen\\_printing](https://en.wikipedia.org/wiki/Screen_printing)
- <https://www.alibaba.com/>
- <https://indigoarts.com/region/india>
- <https://www.thehindu.com/life-and-style/fashion/>
- [http://www.india-crafts.com/carpet\\_flooring/](http://www.india-crafts.com/carpet_flooring/)
- <https://www.indiaprofile.com/art-crafts/gurapura.htm>
- <https://www.culturalindia.net/indian-crafts/carpet-work.html>