



INTERNATIONAL JOURNAL OF CREATIVE RESEARCH THOUGHTS (IJCRT)

An International Open Access, Peer-reviewed, Refereed Journal

An Analysis on Performance Appraisal Associating With Whirlpool Pvt. Ltd., Puducherry

Prof. Binu Menon

Research Scholar: Shri.J.J.T.University

Senior Lecturer: Regenesys Business School

ABSTRACT:

Performance Appraisal is a formal structured system of measuring and evaluating an employee's job related behaviors and outcomes to discover how and why the employee is presently performing on the job and how the employee can perform more effectively in the future so that the employee organization and society all benefit. Once the employee has been selected, trained and motivated, he is then appraised for his performance. Performance Appraisal is the step where the Management finds out how effective it has been at hiring and placing employees. The study concentrates on the HR affairs of the company. It involves the study of performances standards of the employees of Whirlpool Pvt Ltd, Puducherry. This study has been carried out in order to learn the Performances Appraisal of Whirlpool Pvt Ltd to know what strategies are being implied. The Research design adopted for the study is Explorative as well as Conclusive. This study is to ascertain the effectiveness of Performances Appraisal methodology used by Whirlpool Pvt Ltd, Puducherry.

KEYWORDS: Performance, Appraisal, Employee Key Words: Job, Respondents

I. INTRODUCTION:

Once the employee has been selected, trained and motivated, he is then appraised for his performance. Performance Appraisal is the step where the Management finds out how effective it has been at hiring and placing employees. If any problems are identified, steps are taken to communicate with the employee and remedy them.

Performance Appraisal is a process of evaluating an employee s performance in terms of its requirements. Performance Appraisal can also be defined as the process of evaluating the performance and qualifications of the employees in terms of the requirements of the job for which he is employed, for purposes of administration including placement, selection for promotions, providing financial rewards and other actions which require differential treatment among the members of a group as distinguished from actions affecting all members equally.

The main objectives of Employee Appraisal are:

- To enable an organization to maintain an inventory of the number and quality of all managers and to identify and meet their training needs and aspirations.
- To determine increment rewards and to provide reliable index for promotions and transfers to positions of greater responsibility.
- To suggest ways of improving the employees performance when he is not found to be up to the mark during the review period.
- To identify training and development needs and to evaluate effectiveness of training and development programs.
- To plan career development, human resource planning based potentials.

II. LITERATURE REVIEW:

2.1. Matthew Abioro (2013):

This research study empirically evaluates the effect of employee motivation on organizational performance. Within the present study, the questionnaire was used because the main data collection tool. For a transparent analysis, the study focuses on two general variables; the variable which is that the organizational performance and therefore the experimental variable which is that the motivation of the workers. Three different hypotheses were formulated and tested using descriptive statistics and coefficient of correlation techniques respectively, so as to determine whether there's a relationship between employee motivation, pay, work environment and organizational performance. Research findings indicate that employee motivation features a positive effect on organizational performance. Therefore, it's recommended that the organization take the difficulty of employee motivation seriously to facilitate effective work

2.2. Ovidiu-Iliuta Dobre (2013):

Most organizations compete to survive in this volatile and ferocious market. Employee motivation and performance are key tools for any success long-term organization. On the one hand, measuring performance is essential for the organization management, as it highlights the evolution and results of the organization. On the other hand, there is a positive relationship between employee motivation and organizational effectiveness, reflected in many Education. This article aims to analyse the factors that drive employee motivation towards high levels of performance. Addicted Dissatisfaction with monotonous jobs and customer pressure could weaken the organization. Performance. Therefore, absenteeism rates can increase and employees can leave the organization joint competitors offering better working conditions and greater incentives. Not all people are the same, therefore everyone must be motivated using different strategies. For example, an employee may be motivated by higher commission, while another may be motivated by job satisfaction or a better work environment.

III. OBJECTIVE OF THE STUDY:

1. To analyze the Performances Appraisal procedures at Puducherry.
2. To study about the effectiveness of Performances Appraisal.
3. To know employee opinion about Performances Appraisal.
4. To study the performance appraisal system in whirlpool organization.
5. To study the transformation of performance appraisal form traditional to modern.
6. To get an insight into the relative importance of performance appraisal in organization.
7. To study the effectiveness of performance appraisal system in different organization.
8. To study the practical application of performance appraisal.

IV. METHODOLOGY:

The research design adopted for the study is Explorative & Conclusive research design. Questionnaires are prepared and personal interview was conducted. Nearly 200 samples are taken in Pondicherry Whirlpool Pvt Ltd, Puducherry. Various statistical measures have been used (Percentage Method & Weighted Average Method).

V. EXPERIMENTAL RESULTS:

5.1. PERCENTAGE METHOD:

Table 01: Sex & Marital Status

Male	75
Female	25
Married	33
Unmarried	67

Source: Primary Data

Table 02: Age & Monthly Income:

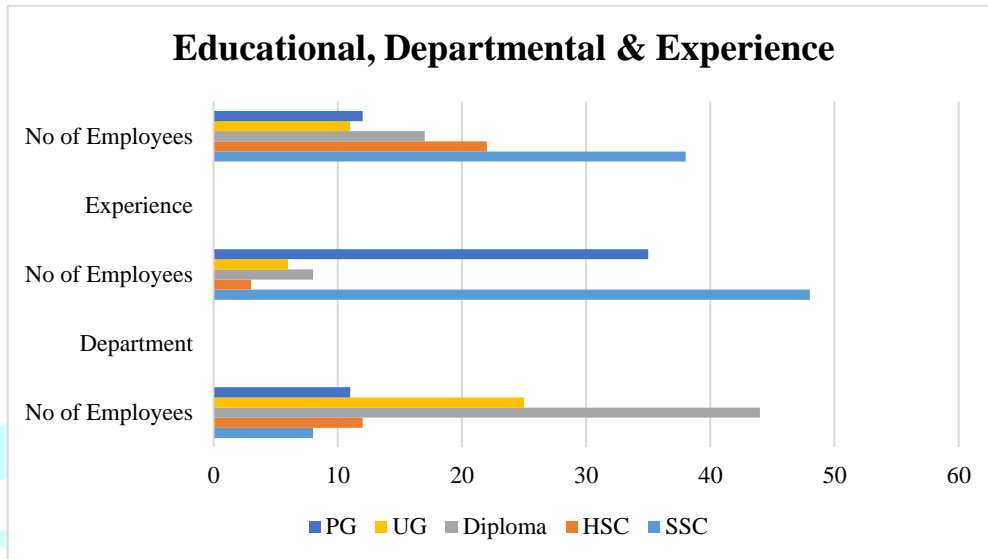
Age	0>20	20-30	30-40	Above 40
No. Of Employees	10	40	25	15
Salary	Below 10,000	10,000-15,000	15,000-20,000	Above 20,000
No. Of Employees	27	37	23	13

Source: Primary Data

Table 03: Educational, Departmental & Experience:

Educational	SSC	HSC	Diploma	UG	PG
No of Employees	8	12	44	25	11
Department	Production	HR	R & D	Accounts	Others
No of Employees	48	3	8	6	35
Experience	0-1 Years	1-3 Years	3-5 Years	5-7 Years	Above 7 Years
No of Employees	38	22	17	11	12

Source: Primary Data

CHART 01

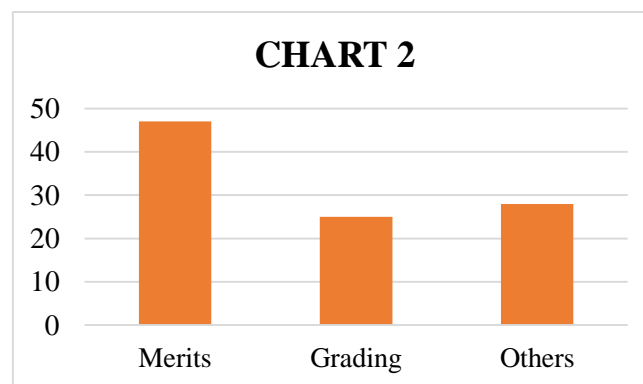
Source: Primary Data

Inference:

From the above table and chart it is inferred that sex 75% of employees are male and remaining 25% of employees are females, marital 33% of marital remaining 67% are unmarried. Age below 20 are 10%, 20-30 are 40%, 30-40 are 25% and above 40 are 15%. Below 10,000 are 27%, 10,000-15,000 are 37%, 15000-20000 are 23% and above 20,000 are 13%. coming to the experience 0-1 yr. are 38, 1-3yr are 22%, 3-5yr are 17%, 5-7 yr. are 11% and above 7yr are 12% and finally in educational SSLC having 8%, HSC having 12%, DIPLOMA having 44%, UG having 25% and PG having 11% departments is production having 48% HR having 3% R&D having 8% accounts 6% and others 35% are working in whirlpool Pvt. Ltd. at Puducherry.

Table 04: Classification of respondents on the basis of implemented in your organization.

Merits	Grading	Others
47	25	28



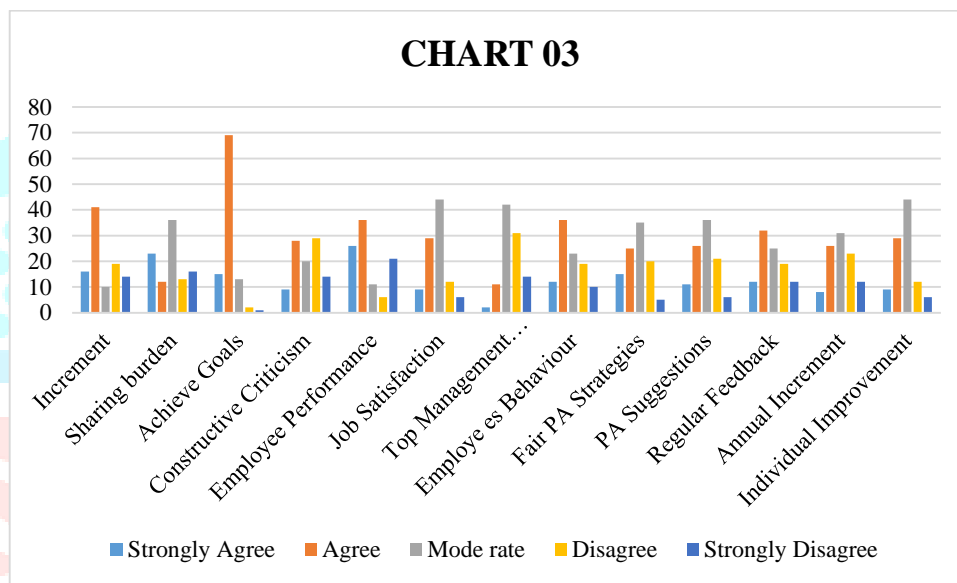
Source: Primary Data

Inference:

From the above table and chart it is inferred that implemented in your organization is 47% of merits, 25% of grading and 28% of others in whirlpool Pvt. Ltd. at Puducherry.

Table 05

Factors	Strongly Agree	Agree	Moderate	Disagree	Strongly Disagree
Increment	16	41	10	19	14
Sharing burden	23	12	36	13	16
Achieve Goals	15	69	13	2	1
Constructive Criticism	9	28	20	29	14
Employee Performance	26	36	11	6	21
Job Satisfaction	9	29	44	12	6
Top Management Practices	2	11	42	31	14
Employees Behaviour	12	36	23	19	10
Fair PA Strategies	15	25	35	20	5
PA Suggestions	11	26	36	21	6
Regular Feedback	12	32	25	19	12
Annual Increment	8	26	31	23	12
Individual Improvement	9	29	44	12	6



Source: Primary Data

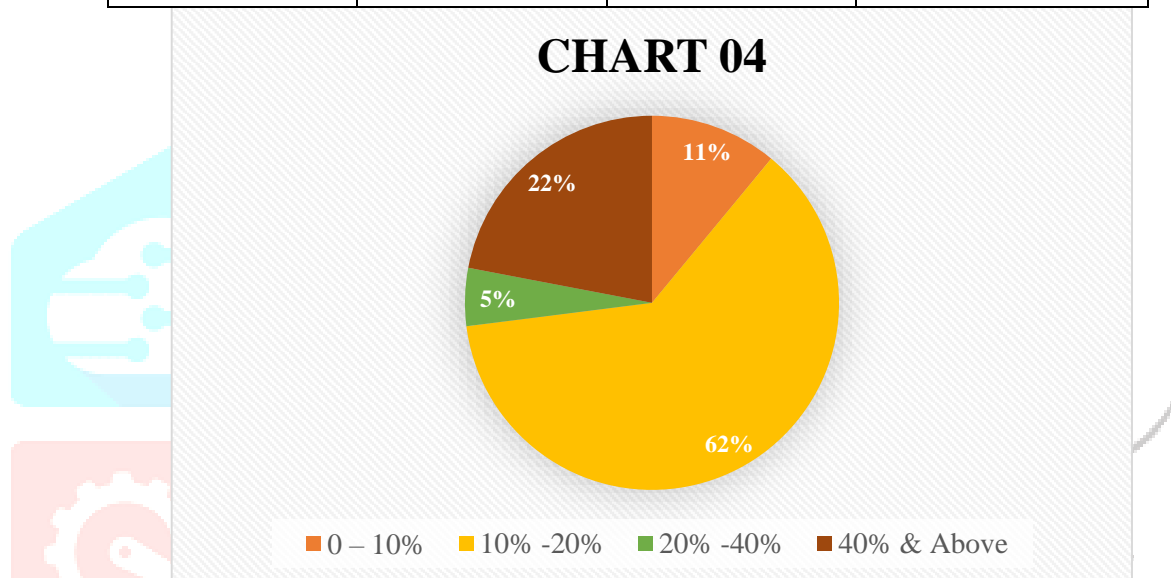
Inferences:

- From the above table and chart it is inferred that increment in your organization is 16% of strongly agree, 41% of agree, 10% of moderate, 19% of disagree and 14% of strongly agree in whirlpool Pvt. Ltd. At Puducherry.
- From the above table and chart it is inferred that atmosphere encouraged to share one another burden in your organization is 23% of strongly agree, 12% of agree, 36% of moderate, 13% of disagree and 16% of strongly agree in whirlpool Pvt. Ltd. at Puducherry.
- From the above table and chart it is inferred that helps people set and achieve meaningful goals in your organization is 15% of strongly agree, 69% of agree, 13% of moderate, 2% of disagree and 1% of strongly agree in whirlpool Pvt. Ltd. At Puducherry.
- From the above table and chart it is inferred that constructive criticism in friendly and positive manner in your organization is 9% of strongly agree, 28% of agree, 20% of moderate, 29% of disagree and 14% of strongly agree in whirlpool Pvt. Ltd. At Puducherry.
- From the above table and chart it is inferred that performance of employees improve after process of PA in your organization is 26% of strongly agree, 36% of agree, 11% of moderate, 6% of disagree and 21% of strongly agree in whirlpool Pvt. Ltd. at Puducherry.
- From the above table and chart it is inferred that motivation and provides job satisfaction in your organization is 9% of strongly agree, 29% of agree, 44% of moderate, 12% of disagree and 6% of strongly agree in whirlpool Pvt. Ltd. at Puducherry.
- From the above table and chart it is inferred that top management participates in your organization is 2% of strongly agree, 11% of agree, 42% of moderate, 31% of disagree and 14% of strongly agree in whirlpool Pvt. Ltd. at Puducherry.
- From the above table and chart it is inferred that change behavior of employees in your organization is 12% of strongly agree, 36% of agree, 23% of moderate, 19% of disagree and 10% of strongly agree in whirlpool Pvt. Ltd. at Puducherry.

- From the above table and chart it is inferred that PA strategies are fair and objectives in your organization is 15% of strongly agree, 25% of agree, 35% of moderate, 20% of disagree and 5% of strongly agree in whirlpool Pvt. Ltd. at Puducherry.
- From the above table and chart it is inferred that PA suggestion and innovations are rewarded in your organization is 11% of strongly agree, 26% of agree, 36% of moderate, 21% of disagree and 6% of strongly agree in whirlpool Pvt. Ltd. at Puducherry.
- From the above table and chart it is inferred that management staff provide me with regular performance feedback in your organization is 12% of strongly agree , 32% of agree, 25% of moderate, 19% of disagree and 12% of strongly agree in whirlpool Pvt. Ltd. at Puducherry.
- From the above table and chart it is inferred that annual increment /promotions in your organization is 8% of strongly agree, 26% of agree, 31% of moderate, 23% of disagree and 12% of strongly agree in whirlpool Pvt. Ltd. at Puducherry.
- From the above table and chart it is inferred that continuous individual in your organization is 9% of strongly agree, 29% of agree, 44% of moderate, 12% of disagree and 6% of strongly agree in whirlpool Pvt. Ltd. at Puducherry.

Table 06: Classification of respondents on the basis of improvements in your performance in your organization

0 – 10%	10% -20%	20% -40%	40% & Above
11	62	5	22



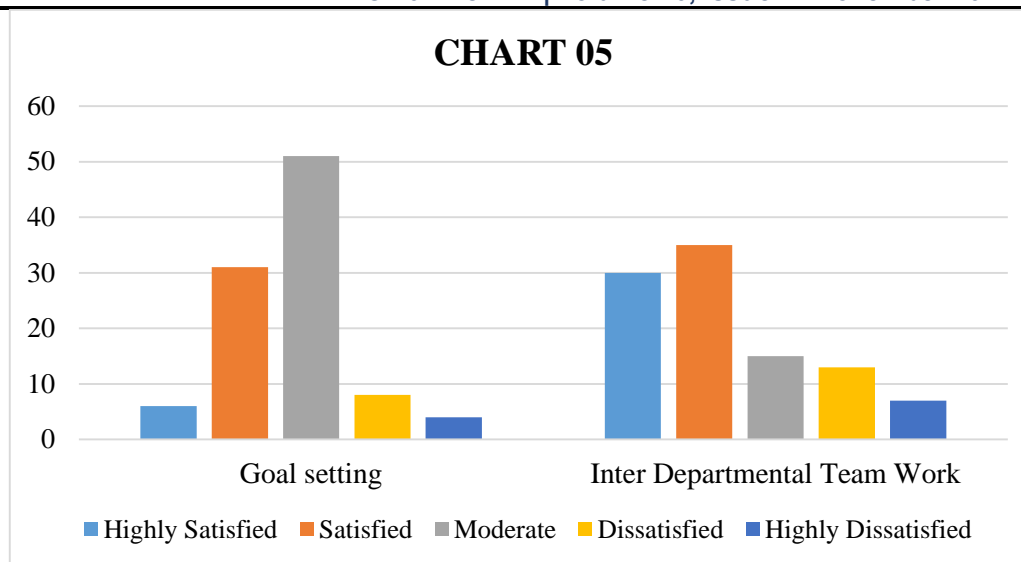
Source: Primary Data

Inference:

From the above table and chart it is inferred that improvements in your performance in your organization is 11 of 0-10%, 62 of 10-20%, 5 of 20- 40%, 22 of 40%and above in whirlpool Pvt. Ltd at Puducherry.

Table 07: Classification of respondents on the basis of satisfied are you in setting your goals and objectives in the beginning of the year in your organization.

Factors	Highly Satisfied	Satisfied	Moderate	Dissatisfied	Highly Dissatisfied
Goal setting	6	31	51	8	4
Inter Departmental Team Work	30	35	15	13	7



Source: Primary Data

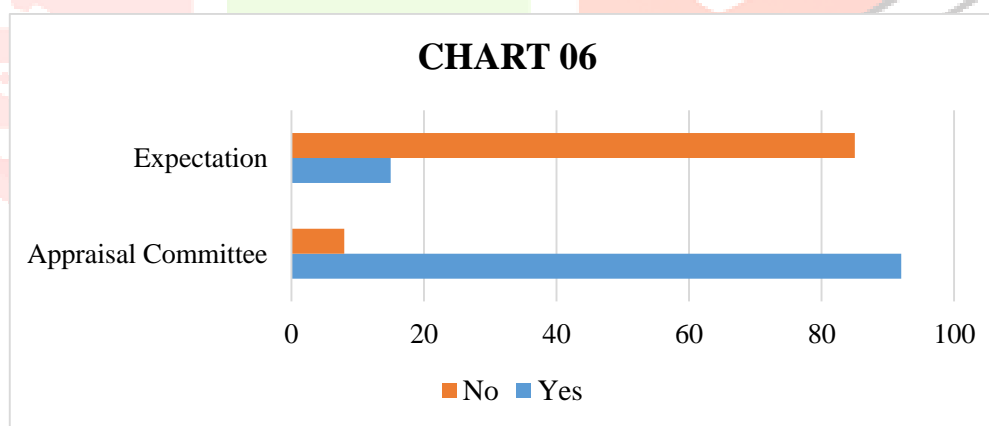
Inference:

From the above table and chart it is inferred that satisfied are you in setting your goals and objectives in the beginning of the year in your organization is 6% highly satisfied, 31% Satisfied, 51% Moderate 8% of Dissatisfied and 4% highly dissatisfied in whirlpool Pvt. Ltd. at Puducherry.

From the above table and chart it is inferred that satisfied are you in interdepartmental team work in your organization is 30% highly satisfied, 35% Satisfied, 15% Moderate 13% of Dissatisfied and 7% Highly dissatisfied in whirlpool Pvt. Ltd. at Puducherry.

Table 08

Factors	Yes	No
Appraisal Committee	92	8
Expectation	15	85



Source: Primary Data

Inference:

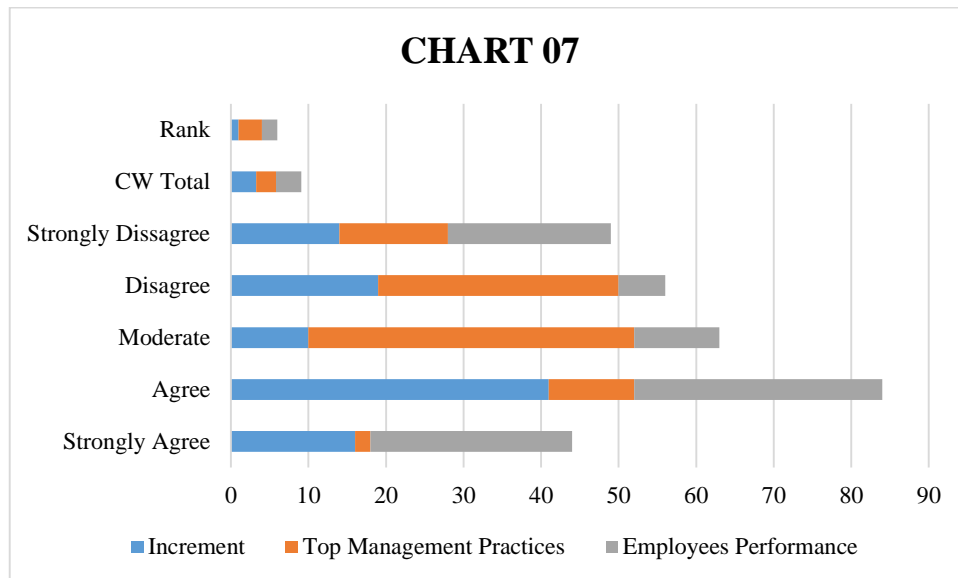
From the above table and chart it is inferred that appraisal committee in your organization is 92% of yes, 8% of no in whirlpool Pvt. Ltd. at Puducherry.

From the above table and chart it is inferred that expected in your organization is 15% of yes, 85% of no in whirlpool Pvt. Ltd. at Puducherry.

Table 09: Weighted Average Method

Factors	Increment	Top Management Practices	Employees Performance
Strongly Agree	16	2	26
Agree	41	11	32
Moderate	10	42	11
Disagree	19	31	6
Strongly Disagree	14	14	21
CW Total	3.26	2.56	3.24

Rank	1	3	2
------	---	---	---



Source: Primary Data

Inference:

The above table shows that comparing with 3 tables performances appraisal was increments given top ranking and performances of employees' last ranking of the analysis.

6.1 Suggestions:

- Extensive of the job training.
- Free hand in decision making.
- Focused job responsibility.
- Transparent career planning of all officers.
- Give tangible advantages.
- Exemplary rewards should be given for unique achievements of the employees.
- Informal were calling as and when they need.
- Giving chance in decision making.
- Reward for employee work.
- Proper interactions with seniors.
- Effective training and development programs should be held.
- Proper feedback should be given to the management cadre staff at fixed time periods.
- Suggestions and innovations should be encouraged.
- Performance appraisal system should be extensively used in job rotation.
- Up gradation of basic qualification of all workers to be taken in future based on their performance.
- Improve competency of the workers.
- The company should concentrate more on individual development

6.2 Recommendations:

- To improve attendance there should be rewards for those employees who attains above 95% attendance.
- There should be training sessions to improve team building.
- There should be proper training for appraisal to the employees.
- In the beginning of the year employee must know the performance standards on which his/her performance will be judged in end of year.
- More stress relieving packages should be offered to the mentally stressed staff.
- Overtime should be taken care of at time of performance appraisal, which would motivate the employees to perform better for longer hours.
- Performance appraisal should after at proper span of time.
- Performance appraisal should be done by expert person.
- Even if a formal evaluation is given only once a year, an employee should be made aware of his or her performance periodically throughout the year.
- It is not enough to tell an employee who has performance problems that his or her performance is poor, or to identify problem areas without specific instructions on how performance can be improved.
- Employees must be given specific instruction on how performance can be improved and must have short- and long-term goals set to show incremental improvements.

- Management expectations should be realistic; problem employees do not become star performers in a matter of weeks.
- Performance expectations and developmental targets and activities should be set through mutual agreement with employees.
- Employees should be full participants in the performance appraisal process.
- During the feedback session, the appraiser should make sure that the employee has the resources required to do his job and must understand the nature of the existed barriers that might prevent the employee success.
- A 360 degree feedback could be an interesting performance appraisal approach especially for the most senior levels.

VI. CONCLUSION:

- The principal purpose of an appraisal should be to improve the employee and the organizational performance. The system must be based on a deep regard for people and recognize that employees are the most important resource.
- The system should first of all contribute to the satisfaction of all the employees. This tenet will require a continuous effort in counseling, coaching and honest, open communications between the employee and supervisors.
- The findings of this research conducted in the Lebanese firms seem to suggest that firms interested in improving their performance through the performance appraisal systems should seek to enhance the employee satisfaction toward this appraisal system.
- The most common types of the performance appraisal employed in the Lebanese firms are the Graphic Rating Scale and the Management by Objectives.
- Rare are those HRM interviewed who considered that the feedback should be focused on solving the problems causing a poor performance.
- In most of the companies, employees are asked to complete a self-assessment before the feedback session and managers are the only source used to rate the employees.
- When asking about the performance appraisal purposes, the HRM cited that they use performance appraisal information for salary administration, promotions and recognition.
- None of them mentioned the functions of the development approach.
- Performance appraisal system, the use of inconsistent criteria which may lead to negative attitude toward the appraisal system, unskilled appraisers who lack communication skills and consequently are not able to conduct an effective performance feedback, absence of tools aiming to improve the performance appraisal system and finally the lack of the senior management support
- Finally, the findings of this research indicated many areas to be improved in the appraisal system such as the use of explicit evaluation criteria, an open and sincere feedback, a greater senior management support, a process perceived as being fair by employees and finally a structure in which improvements in performance appraisals may be facilitated.
- Finding job responsibilities of employees is easy but making of KRA's is quite challenging.
- Performance appraisal is a vehicle to validate and refine organizational actions (e.g. selection, training)
- Performance appraisal provides feedback to employees with an eye on improving future performance.
- Performance of almost all employees is good.
- Environment of the company is very good.

REFERENCES:

1. Bagozzi, R. P. (1980), "Performance and satisfaction in an industrial sales force: an examination of their antecedents and simultaneity", *Journal of Marketing*, 44, 65-77.
2. Balzer, William K. and Lorne M. Sulsky. (1990), "Performance Appraisal Effectiveness." In Kevin R. Murphy and Frank E. Saal, eds. *Psychology in Organizations: Integrating Science and Practice*.
3. Hillsdale, NJ: Erlbaum, pp. 133–56. Bernardin, H. J. and Beatty, R. W. (1984), "Performance Appraisal: Assessing Human Behavior at Work", Boston: Kent Publishing.
4. Bernardin, H.J. and Beatty, R. (1984), "Performance Appraisal: Assessing Human Behaviour at Work", Kent-Wadsworth, Boston, MA.
5. Personnel – Human Resource Mgmt By David A Decenzo
6. Human Resource Mgmt By Gary Dessler
7. Matthew Abioro (2013), Volume 01, Issue 03, PP 17-27.
8. Ovidiu-Iliuta Dobre (2013), Volume 05, Issue 01, PP 53-60.
9. www.sailindia.co.in
10. www.wikipedia.org
11. www.performance-appraisal.com/intro.htm