



IOT Virtual Doctor Robot

Ayeesha Mahveen ,Prof.Chethana Patil

PG Student CSE Department, Assistant Professor CSE Department.

Sharnbasva university, Department of Computer Science and Engineering, Faculty of Engineering & Technology(Exclusively For Women),Kalaburagi

ABSTRACT: Person-to-person contact during the epidemic was very dangerous for the specialist, medical staff, and patient. In each area, specialists are often expected to be present in medical clinics and crisis centres. Therefore, it is impossible for me to attend every single one and to be available at every location at the desired time. A Virtual Doctor system that enables an expert to essentially roam about any clinic space and have spoken conversation with patients helps with this problem. Such robots are used in healthcare settings to ensure assistance and to reduce individual-to-individual interaction. This may be accomplished by reducing the danger that the pandemic poses to clinical staff members and many other individuals who hold operational positions within the company. For professionals, this method has a number of benefits, including: In activity theatres, doctors will walk around. Through video chats, specialists will remotely see clinical records. Various rooms will be visited by specialists. The professional will control the mechanism using an IOT-based board. The mechanism controller receives the management orders given online. The device's WiFi controller controls it. .

1.INTRODUCTION.

The internet of things (IoT) offers the quantifiability needed for continuous and accurate global health observation for this purpose. As time goes on, this paradigm will become an important technology in tending. Additionally, the way of observing and identifying health issues has been completely transformed by recent advancements in low-power consumption, miniaturisation, and biosensors. Virtual specialised mechanical framework enters it via this development for clinical care and individual therapy. It goes without saying that specialists sometimes appear in medical clinics and crisis centres.

However, it is not feasible for every professional to be present at every location at the desired time. The challenge with video calling is that it must be done from a laptop or laptop stationed elsewhere. This limits the specialist's capacity to assess patients, walk between emergency clinic rooms, or even wager on items when

surrounding an activity theatre. To aid in resolving this problem, we prefer to cultivate a virtual expert golem that enables a specialist to walk about in a remote location freely and even conduct conversations with individuals there if they so want.

Objective: Create an IoT-based mechanism that can be managed by mobile devices or laptops through Wi-Fi at any time and from any location.

The primary goals are:

- Gather system requirements,
- consider and research the platform required for the system,
- consider and research the suitable programming language,
- technologies, and tools, consider interface options.
- programme the Raspberry Pi.

A.PROBLEM STATEMENT

Experts are often asked to appear at every hospital and crisis centre once in a great while. However, it is not feasible for every professional to be available at every location at the desired time. The challenge with video calling is that you have to be forced to use a computer or computer at a certain location. This limits the specialist's capacity to assess patients, go around emergency clinic rooms, or even be present in the activity theatre freely. The expert may make a lot of money with this mechanism:

Specialists will be able to walk about the patient easily, be at any location at any time, and see clinical reports remotely through video chats. Specialists will also be able to roam around activity theatres.

B.EXISTING SYSTEM

This idea might provide older citizens living independently with a robot-assisted intelligent emergency system. Through a robot-sensing element system, it serves as an innovative senior freelancing living emergency assistance platform. the robot-assisted emergency system in brief Wearable sensors and emergency aid capabilities will be required. Motion sensors are often used to keep an eye on all of the senior citizen's activities. Emergency situations, such as falling to the ground, will be seen in advance.

It will automatically certify that the incident is a falling accident rather than someone sitting on a sofa or sleeping on a bed since the acceleration rate of the person's postures exceeds a certain threshold, etc. We tend to successfully integrate the wearable device and mechanism together, resulting in a smooth hardware/software system integration. The wearable gadget is wirelessly (through Bluetooth or Wi-Fi) linked to the mechanism. When a wearable gadget triggers an alert, the mechanism may take a number of steps. For example, it may automatically choose a relative who will remotely tele-control the mechanism through video communication in order to investigate the situation and take appropriate action. In this instance, we will reduce the warning rate that restricts the efficacy of several remedies. In the event that a response is not obtained from the mechanism, the wearable gadget may also convey a warning to family members or physicians.

C.SCOPE

This project's main objective is to effectively provide medical care to the underprivileged in mobile regions of the state. Reducing the amount of human effort required to treat patients is the main goal. People who reside in rural or mobile locations lack the option to seek medical attention from a city-based healthcare provider.

2. LITERATURE SURVEY.

[1] Divya Ganesh “AutoImpilo: Smart Automated Health Machine using IoT to Improve Telemedicine and Telehealth”, 2021.

The purpose of the paper, according to Divya Ganesh, [1] is to create an automated system that can quickly link to healthcare providers like hospitals or physicians in order to stop the spread of illness and lower the rising rates of death in rural regions.

[2] During the COVID-19 Outbreak, "An IoT-Based Healthcare Platform for Patients in ICU Beds," Itamir De Morais Barroca Jr.

IoT appears as a promising paradigm because it offers the scalability necessary for this objective, facilitating ongoing and accurate global health monitoring. Based on this backdrop, the authors' earlier studies suggested an IoT-based healthcare platform to provide remote monitoring for patients in a life-threatening condition.

[3] “An IoT-based system for automated health monitoring and surveillance in post-pandemic life is called COVID-SAFEInvoking” - Seyed Shahim Vedaei

The Internet of Things (IoT) may assist in providing a remote diagnosis before reaching hospitals for more effective treatment in a smart healthcare system. Develop an Internet of Things

(IoT) e-health system based on Wireless Sensor Networks to continually monitor patients' state of health for diabetic patients. Blood glucose data may be transferred through wearable sensors to physicians or cellphones (WSN).

[4] Kashif Hameed, "An Intelligent IoT Based Healthcare System Using Fuzzy Neural Networks,"

The term "remote delivery of healthcare services" refers to telemedicine. Telemedicine provides a lot of advantages, but it also has some drawbacks. Both providers and payers as well as regulators are aware that there are certain murky regions that are difficult to monitor. Over the next ten years, the sector will expand rapidly, but it will also provide both practical and technical hurdles.

[5] "Remote Health Monitoring System for Patients and Elderly People Using Internet of Things," Mohd. Hamim

IoT integration with health wearables may eliminate the need for patients to visit hospitals for basic health concerns. Additionally, patients' medical costs are much lower as a result of this.

Additionally, by tracking a patient's health statistics over time through an application, physicians may prescribe appropriate drugs. To comprehend how the employed sensors operate, a thorough study of the data was collected with regard to fluctuations in physical and environmental activity.

3. PROPOSED METHODOLOGY

This project's main objective is to effectively provide medical care to the underprivileged in mobile regions of the state. The main goal is to use less staff to care for the patients. People who reside in rural or mobile locations lack the option to get medical care from a doctor who practises in a city.

A recorded voice and a show advise the patient to sit in front of the specialists and to disclose the nature of their sickness during a recorded consultation.

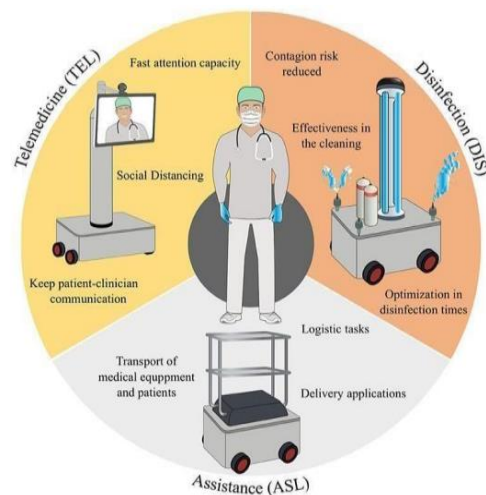


Figure1. How to reduce contact.

A. PROPOSED SYSTEM

Sometimes, doctors are obliged to work at every hospital and urgent care facility simultaneously.

However, it is impossible for every doctor to be available at all times or in all locations. With video business, it's necessary to do video calls from a laptop or laptop computer on a table. This restricts the doctor's ability to observe the patient, walk about the operating area, or maybe travel among the hospital rooms on a PRN basis. To assist in resolving this problem, we have created a virtual doctor automaton that enables a physician to virtually roam around in a distant country and even sit down with patients

there as needed. For physicians, this automaton has a tonne of advantages, including:

- The ability to be anywhere, at any time;
- The ability to easily move among patients and operating rooms;
- The capacity to see medical reports remotely through video chats;
- The ability to walk about in many rooms at once.

For simple navigation, the system uses a robotic car with four wheel drive. The automaton also comes with a mounting for a tablet or smartphone and a controller box for electrical devices. Live video calls are carried via a mobile device or a tablet. The doctor will control the automaton using a panel that is mostly based on IOT. The automaton controller receives the management directives supplied online.



The automata controller uses a wireless fidelity network to function.





The orders were given in real time, and the automata motors were turned on to carry out the requested movement commands. Additionally, the foundation serves other purposes in addition to being able to detect when a battery needs to be charged.

Front View



Figure: How to Contact Specialists with patient





B.FUTURE ENHANCEMENT

Clinical robots simplify a process, expose integrated emergency clinic elements, and enable suppliers to target specific patients.

Robots in the medical profession are changing how medical operations are carried out, facilitating the delivery and cleaning of supplies while giving providers more time to interact with patients.

Market development for clinical mechanisms is anticipated to assemble between 2022 and 2028.

4. CONCLUSION.

The mechanism technology used in this project helps to ensure peoples' safety and security. This efficient process is crucial in providing older citizens with emergency assistance, not only for patients and physicians. It has a positive effect on society, thus the bio-medical and natural philosophy may have a big influence on the health industry. The lives of people are dynamic every day, and they depend on technical advancements to help them solve their difficulties. Artificial intelligence in healthcare enables high-quality, cost-effective patient care. Each patient, patient, and doctor are in a clinical atmosphere that is secure.

REFERENCES

- [1] Divya Ganesh, Gayathri Seshadri, "AutoImpilo: Smart Automated Health Machine using IoT to Improve Telemedicine and Telehealth", IEEE, 2021.
- [2] Anita Chaudhari, Jeet Thakur and Pratiksha Mhatre, "Prototype for Quadruped Robot Using Iot to Deliver Medicines and Essentials to Covid-19 Patient", International Journal of

Advanced Research in Engineering and Technology, 2021.

[3] Divya Ganesh, Gayathri Seshadri, Sumathi Sokkanarayanan, “Automatic Health Machine for COVID-19 and Other Emergencies”, 13th International conference on communication system and networks, 2021.

[4].World Health Organization (WHO): The world health report 2016, Geneva, Switzerland,PP.8/9/2016.

[5]. WHO Report of the WHO- China joint Mission on coronavirus Disease 2019 (COVID-19); WHO: Geneva, Switzerland, 2020.

[6]. Liu, Y.; Gayle, A.A.; Wilder-Smith, A.; Rocko, J. The reproductive number of COVID-19 is higher compared to SARS coronavirus. J. Travel Med. 2020, 27, 1-4.

[7]. Jonathan Malkin, jeff Bilmes Department of Electrical Engineering, The Voice Controlled Robot Arm Brandi House, bhouse, jsm,bilmes@ee.washington.CHI 2009, Boston, USA.

[8]. Khan, Z.H.; Khalid, A.; Iqbal, J. Towards real.

[9] International Journal of Research in Engineering and Science (IJRES) ISSN (Online): 2320-9364, ISSN (Print): 2320-9356 www.ijres.org Volume 10 Issue 4 | 2022 | PP. 24-26 www.ijres.org 24 | Page Internet of Things in Virtual Doctor Robot

