

E-Challan: Digital Traffic/Transport Enforcement Solution System

Ali Saif
Information Technology, Noida Institute Of
Engineering And Technology, Greater
Noida-201310, India

Aviral Mittal
Information Technology, Noida Institute Of
Engineering And Technology, Greater
Noida-201310, India

Parth Tyagi
Information Technology, Noida Institute Of
Engineering And Technology, Greater Noida-
201310, India

Pavitra Rajput
Information Technology, Noida Institute Of
Engineering And Technology, Greater
Noida-201310, India

Tanya Varshney
Noida Institute of Engineering And
Technology, Greater Noida-201310,India

ABSTRACT

The aim of this paper is to expand an online platform to facilitate the drivers and the visitor's police to manipulate the penalties for site visitor violations. E-challan system is the online platform aimed at presenting a wide variety of assist in managing and monitoring the traffic penalties, supporting customers concerning the issues they face in paying for his or her challan. The e-challan system is largely an interplay between police and drivers without problems thru an internet platform or an app. This assignment prototype describes how challan will become smooth for customers thru retaining it online. The net platform pursuits to lessen the office work, guide techniques, and boom the benefit for the users.

General Terms

Web Application, Traffic Penalty, E- Governance.

Keywords

E-penalty, E-challan, Traffic Violation

1. INTRODUCTION

Governance is a challenge in a country as diverse, vast and rapidly developing as India. India needs a new and latest technology for large-scale transformation and implementation of government plans. While India is among the fastest developing economies in the world, India's equitable growth remains a critical imperative. This project is an attempt in this very direction of e-governance for a country like India with a large population and high density.

India's avenue network has grown at an annual price of 4% for the reason that 1951. In conjunction with the agricultural and urban population density, the density of roads has risen in India. The rising population has resulted in more vehicles on roads. This has caused an excessive price of injuries. One of the main reasons for the excessive range of injuries on the road is that site visitors' regulations are violated and now not accompanied. In keeping with a survey, 78% of the injuries appear because of violation of visitors policies by means of the driver along with dashing, riding underneath the influence of alcohol or tablets, and hit and run instances.

India needs a highly regulated foolproof system of governance to prevent these avoidable accidents and manage the traffic on the roads. A system which makes the people follow the rules and drive safely, without violating any rules. E-Challan is that foolproof regulated system. E-Challan is an online E-governance system to facilitate the traffic managers to manage the traffic violation as well as for the drivers to manage the penalties. E-Challan provides a wide range of support needed for managing and monitoring traffic penalties. It is also a type of decentralized information system which allows all the stakeholders to access the needed information anytime

anywhere. In the following sections a detailed methodology along and a comparative study with the past works is done to provide a detailed overview about the E-Challan system. This Project is mainly about an e-governance management system which allows different features to the stakeholders related to challan, vehicle details and license details. The Software has different types of users who are dependent on each other for the fully functioning of the application. The Software allows to create and maintain a database containing information about different registered users, their license details and challans issued. The system also maintains a database of vehicles which are registered in the local RTO. This information can be used to verify drivers and in case of any violation of traffic rules to issue a challan to the driver. Also, the software allows the system administrator to access and update the databases when a new driver or vehicle is registered. The system admin also creates initial login credentials for the traffic department personnel. The administrator is the sole authority who can manipulate all the information in these databases.

2. LITERATURE SURVEY

A detailed survey of existing projects and models was done to arrive on a foolproof and successful model.

The paper [1] discusses an electronic governance model of electronic challan and traffic penalty system using an integrated existing method of penalty in India.

A comparable approach is accompanied via [2] which implements the version the use of an automated challan system the usage of MATLAB. The model captures the photograph of the automobile and extracts the number plate of the vehicle which breaches the traffic law. The version in addition methods to generate an automated e-challan which can be at once paid by way of the driving force on the RTO workplace or can avail other online bills additionally. The assignment in particular specializes in character statistics extraction from more than one databases.

The paper [3] discusses the traffic violation detection using computer vision. The model extracts the license plate using a new deep learning network structure which is used to detect and locate the license plate automatically. The vehicle no is detected and the information of the owner is extracted. The information is used to generate an E-Challan and an instant appropriate fine message is sent to the owner. Implementation of the whole model is very efficient and requires very less human intervention.

A novel approach is discussed in the paper [4] proposing an efficient e-challan generation technique using OCR, generating challan using android application. The application works by detecting the plate, then fetching the details from the database and generating the challan. A similar approach is used by [7] suggesting the need of an efficient and smart automated traffic penalty generation system. The authors suggest the retrieval of information of vehicles from the official database using smartphones, by scanning the QR code. The officer can then generate an e-challan with the app and the challan will be sent to the driver using SMS.

A new IOT based automatic penalty charging approach is suggested by [5]. The authors have used the IOT based approach for development of the solution for violation of traffic rules using microcontrollers, RFID, LCD interfaced with AVR. The proposed system will continuously monitor the vehicles using RFID readers and transceivers, and will automatically generate a challan for violation of any traffic rules. If the driver fails to pay the charges in a given period of time, the regional transport office (RTO) may suspend the license of the driver.

The paper [6] presents a system called TRuVIS (Traffic Rule Violation Information System) which is basically an alert system developed using Arduino, which regulates, monitors and takes action against rule violation by the driver. The system generates a challan and sends the notification to the driver's phone. The application is developed mainly for regulating the horn violation.

The paper [7] discusses the disadvantages of manual e-challan generating process, the problem of fake challans, loss to the government and inconvenience caused to the driver. The author suggests a smart automatic e-challan system based on RFID and GPS modules. The system can locate the vehicle using the GPS and the official can generate a challan using the information of the vehicle saved in the database, which will be then sent to the owner of the vehicle using SMS.

3. METHODOLOGY

The paper presents a web-application developed with a step by step methodology as discussed below.

3.1 Define the stakeholders of this web-application.

There are 3 distinct type of users on the platform namely:

1. Traffic Police Personnel: The registered employee of the traffic police who can issue the challans to the drivers who have violated any traffic rules across the city.
2. Drivers: The licensed people who have been permitted to drive the vehicles across the city and have been issued a challan due to violation of any traffic rules. These people can pay and manage their issued challan on the platform.
3. System Administrator: The system administrator is responsible for the management of accounts of the above users and is responsible for issuing login credentials to the traffic police personnel, and insertion of new vehicle, driver and license details in the database.

Each of the users have been provided with a variety of different functionalities and resources which they can use on the online platform with verified login credentials.

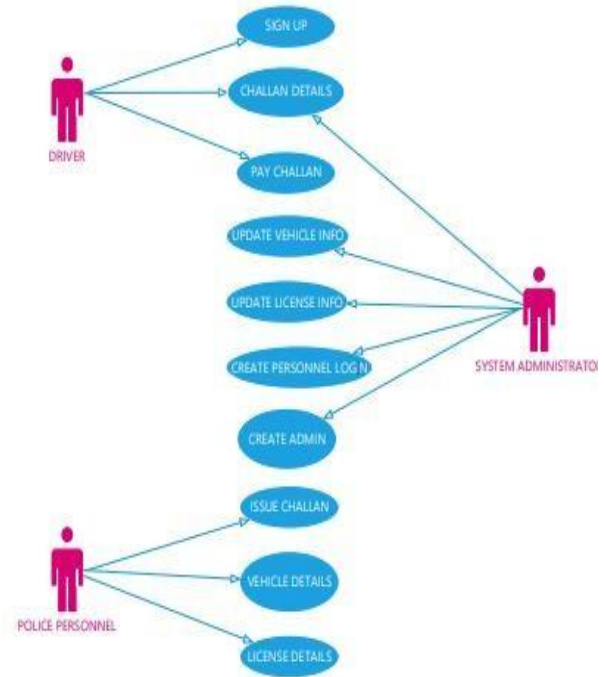


Fig 1: Stakeholders and use case diagram

3.2 Determining the requirements of the stakeholders

(A) TRAFFIC POLICE PERSONNEL:

1. The new personnel SHALL be issued an initial login ID and a password by system administrator.
2. The new personnel SHALL be able to generate his/her login ID and a password
3. The personnel SHALL be able to login using his or her ID and password.
4. The personnel SHALL be able to reset his or her password in-case he or she forgets it.
5. The personnel SHALL be able to input the details of the license.
6. The personnel SHALL be able to get the details of the owner of the license.
7. The personnel SHALL be able to input the details of the vehicle.
8. The personnel SHALL be able to get the details of the owner of the vehicle.
9. The personnel SHALL be able to input the details required for issuing the challan like offence, location, time and comments.
10. The personnel SHALL be able to issue a challan successfully.
11. The personnel SHALL be able to see the challan history of the driver.
12. The personnel SHALL be able to see the challans issued by himself or herself.

(B) DRIVER:

1. A new driver SHALL be able to sign-up himself/herself using his/her general information like his license details, email and phone number.
2. The new driver SHALL be able to generate his/her login ID and a password
3. The driver SHALL be able to login using his or her ID and password.
4. The driver SHALL be able to reset his or her password in-case he or she forgets it.
5. The driver SHALL be able to view his challan history
6. The driver SHALL be able to view the challans issued to him by the traffic personnel.
7. The driver SHALL be able to pay the issued challans due for payment.

(C) SYSTEM ADMINISTRATOR:

1. The Administrator SHALL be able to login using his or her ID and password.
2. The Administrator SHALL be able to reset his or her password in-case he or she forgets it.
3. The Administrator SHALL be able to generate new admins by issuing them an initial login ID and password.
4. The Administrator SHALL be able to insert the details of the new vehicle registered.
5. The Administrator SHALL be able to insert the details of the new license registered.
6. The Administrator SHALL be able to generate new personnel credentials by issuing them an initial login ID and password.
7. The Administrator SHALL be able to get the details of personnel.

3.3 Determine the relationships between the different entities and classes.

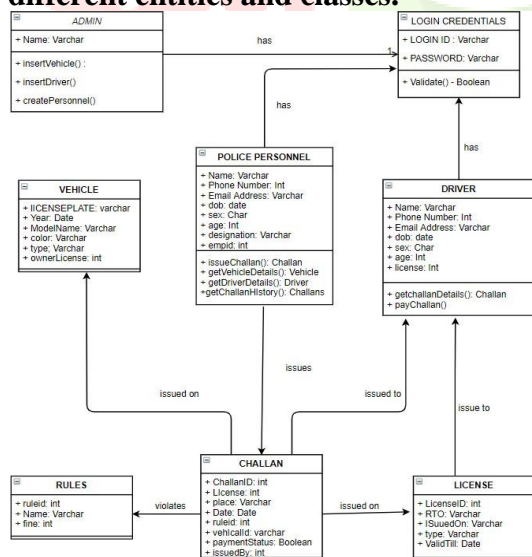


Fig 2: Class Diagram

3.4 Using Technical Specs develop the web-application.

The project has used a variety of front and back end frameworks for implementations such as:

1. HTML: For front-end development
2. CSS: For front-end development
3. JS: For animations and display time
4. Php: For front and back end connections, session creation and queries
5. AJAX: With Ajax, the net programs can send and retrieve facts from a server asynchronously without interfering with the show and conduct of the present web page.
6. MySQL: Back end development

4. IMPLEMENTATION AND RESULTS

The utility gives a number of functions together with displaying automobile info, displaying driver info, paying challan, and issuing challan. The center utility of the internet site is to the problem and pay the challan, the working of that is defined within the following section.

Step 1: Personnel login:

The visitors police employees login inside the internet-software using his credentials. On his computing device he/she can see all the functionalities which can be used by him/her. For issuing the challan the personnel click on the problem challan icon and an issue challan form is opened.




Fig 3: Personnel Login

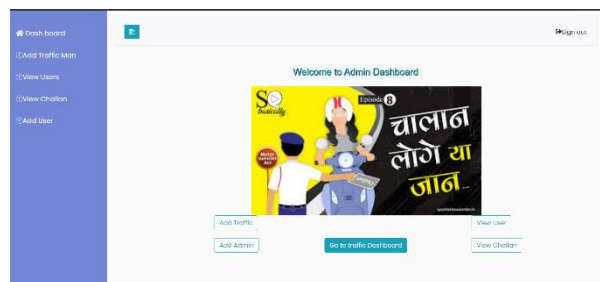


Fig 4: Personnel Desktop

Step 2: Issue Challan:

The personnel will identify the visitor's violator and will input his/her license no for you to display the automobiles registered with the driver. The police personnel can pick the automobile, vicinity, and offense from a drop-down list, after which click on the Issue challan button to issue the challan. The device will generate the challan and the info can be up to date inside the database.

Fig 5: Enter License Number

Fig 6: Select Offense

Cno	lic	place	dtime	rule	veh	Status	isby
ch-1234	lic-1472583990	SJT, VIT university, Vellore	2019-10-25 20:00:04	9	RJ14-4C-2343	0	emp-1234

Fig 7: Stored in the database

The next step will be by the driver, to whom the challan has been issued, the driver will go to his/her desktop and pay the challan.

Step 3: Payment of the challan by the Driver:

Just like site visitors personnel the driver will log in to the internet- software and could arrive on his/her desktop. Via choosing the pay challan icon, all the challans issued to the driver might be displayed, the driver can pick out the pay button corresponding to the challan he desires to pay, and after successful payment, the challan fee information might be updated inside the database.

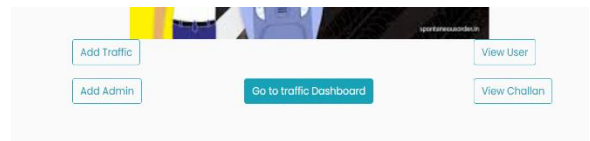


Fig 8: Driver Desktop

Fig 9: Search Challan

Fig 10: Display of the challan details and

The payment details and the challan status will be updated in the database.

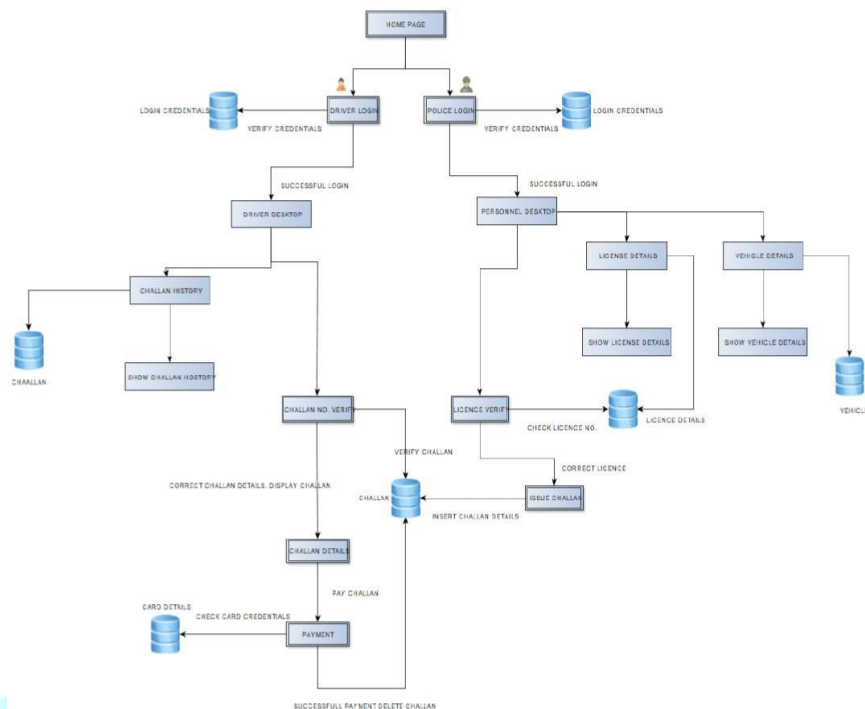


Fig 11: Architecture of the web-application

5. CONCLUSIONS

The undertaking specifically makes a speciality of problem and look at or pay challan along with information extraction of automobiles, license numbers, and challan information. The venture may be extended to a complete-stack useful internet site inside the future presenting other features such as license advent, RTO vehicle registrations, and much greater. The device also can be modified via using the contemporary technology as discussed inside the literature survey like QR Code and RFID scanners. This could restrict human intervention and bring about a greater green version of the existing system.

6. ACKNOWLEDGMENTS

The authors are grateful to the Noida institute of engineering and Technology for imparting the platform, resources and guide for this venture. The authors are also thankful to their colleagues, Mrinal Bharadwaj, Shubham Shukla and Nishant Ahlawat for their precious comments and feedback, constant support, and assistance.

7. REFERENCES

- [1] Goel, S. K., & Shukla, M. (2018). Enforcement of Automatic Penalty (e-Penalty) to Control the Traffic Rule Violators in Digitized INDIA Using ICT. In *Computational Vision and Bio Inspired Computing* (pp. 788-802). Springer, Cham.
- [2] Nigam, U., Akhtar, S., Singh, R., Ahmad, S., Kumar, S., & Ambikapathy, A. (2019). Automatic Traffic Monitoring and E-Challan Generation Using Matlab. *Journal of Control & Instrumentation*, 10(1), 9- 11.
- [3] Dhage, M. R., Patil, G. V., Mistry, S. J., Tambe, P. N., & Nankar, P. H. (2019, July). Automatic Traffic E-challan Generation Using Computer Vision. In *International Conference on Sustainable Communication Networks and Application* (pp. 203-213). Springer, Cham.
- [4] Dubey, R. S., & Warker, K. V. (2017, June). An effective approach for e-challan for traffic violator using picode. In *2017 International Conference on Intelligent Computing and Control Systems (ICICCS)* (pp. 810-813). IEEE.
- [5] S Onah, K. (2018). *DESIGN AND IMPLEMENTATION OF TRAFFIC OFFENCE TRACKING SYSTEM* (Doctoral dissertation, Godfrey Okoye University Uguomu Nike, Enugu).
- [6] Welekar, A. R., Dahake, R. S., Bodhane, S. M., Wawre, T. B., Umbarkar, R. P., & Ghormode, P. S. (2018). Analysis of Rules Violation & Efficient E-Challan Generation Using OCR In Real Time Traffic.
- [7] Jichkar, N., Deulkar, A., Thakare, A., Bolakhe, S., & Vaidya, S. A Novel Approach for Automated E-challan Generation using QR Code and OCR.
- [8] Dambe, A., Gandhe, U., & Bendre, V. (2013). Automatic penalty charging for violation of traffic rules. *International Journal of Advanced Research in Electrical, Electronics and Instrumentation Engineering*, 2(2).
- [9] Biswas, R., Beed, R. S., Seth, D., Pal, P., Basu, K., & Mukherjee, T. (2015). Traffic Rule Violation Information System TRuVIS. *International Journal*, 5(7).
- [10] Lonkar, B. B., Sayankar, M. R., & Charde, P. D. (2018, April). Design and Monitor Smart Automatic Challan Generation Based on RFID Using GPS and GSM. In *Proceedings of 3rd International Conference on Advances in Internet of Things & Connected Technologies (ICIOTCT)*.