



A Global Approach for Achieving Sustainable Economy via International Collaboration (SDG17) - [Special Reference to India's Relation with ASEAN Countries]

Author 1 - Ms. Leena Sharma

Designation - Research Scholar, Department of Management, Himalayan Garhwal
University, Uttarakhand.

Author 2 - Professor (Dr.) Devesh Kumar

Designation & Department - Professor, Faculty of Commerce and Management

Organization - Himalayan Garhwal University, Uttarakhand

Abstract

In this period of rapid shifting societal transformations, several forms of socio-monetary problems, having relation to different disciplines have arisen which call for complete technique to obtain answers for Sustainable Development. This paper will be a platform to show off policies, equipment and strategies for attaining Economic Sustainable Development. The paper revolves around international collaborations and trade to achieve Sustainable Development Goals by formulating solutions and strategies to cope up with the challenges with focus on ASEAN-India Trade Relation.

Sustainable improvement may be described as improvement that meets the desires of the prevailing without compromising the capacity of future generations to satisfy their personal desires. ... The monetary improvement introduced through such prepared standards and practices in an financial system is known as Managed Sustainable Development (MSD).

The 70th Session of the United Nations (UN) General Assembly held on 25th September 2015 adopted the document titled "Transforming our World: the 2030 Agenda for Sustainable Development" consisting of 17 Sustainable Development Goals (SDGs) and associated 169 targets.

The 2030 Agenda for Sustainable Development recognizes international trade as an engine for inclusive economic growth and poverty reduction, and an important means to achieve the Sustainable Development Goals (SDGs). UNCTAD, together with ITC and WTO, provides and updates the trade-related Global Indicators of the Sustainable Development Goals (SDGs), namely of the SDG targets 17.10, 17.11, 17.12 and 17.13.

Key words – SDGs, International Collaboration, SDG17, ASEAN, Indian Trade

An Overview of the Sustainable Development

Sustainable development can be defined as development that meets the needs of the present without compromising the ability of future generations to meet their own needs. The 70th Session of the United Nations (UN) General Assembly held on 25th September 2015 adopted the document titled "Transforming our World: the 2030 Agenda for Sustainable Development" consisting of 17 Sustainable Development Goals (SDGs) and associated 169 targets

The SDGs seek to address not only the root causes of underdevelopment but also the universal need for development to provide a life of dignity to all. The SDGs are a comprehensive list of global goals integrating social, economic and environmental dimensions of development. Countries have the primary responsibility for follow-up and review, at the national level with regard to the progress made in implementing the goals and targets over the next 15 years.

International Relations / Collaborations / Trade – An Approach to achieve Sustainable Development.

The 2030 Agenda for Sustainable Development recognizes international trade as an engine for inclusive economic growth and poverty reduction, and an important means to achieve the Sustainable Development Goals (SDGs).

UNCTAD, together with ITC and WTO, provides and updates the trade-related Global Indicators of the Sustainable Development Goals (SDGs), namely of the SDG targets :-

- 17.10 – Promote universal trading system
- 17.11- Increase the Exports for developing countries
- 17.12 - Remove trade barriers for least develop countries
- 17.13- Enhance Global macroeconomic stability
- 17.16- Enhance Global partnership for sustainable Development

The official wording of SDG 17 – ‘**Strengthening the means of implementation and revitalize the global partnership for sustainable goal**’.

Progress of India towards Sustainable Economy via collaborations with ASEAN

The economic connection among India and ASEAN started in 1992 as the two areas perceived each other's exchange capacities. The relationship has since fortified with India's developing manufacturing limit and the ascent of ASEAN's service area trades, to be specific travel, transport, and business administrations. The two locales share similarities in their degrees of financial turn of events; they are home to quickly growing business sectors and plan to address framework challenges. These similarities offer space for preceded and more differentiated exchange labor and products just as business-to-business commitment among India and ASEAN – taking advantage of the speculation necessities of modernizing ventures and homegrown utilization patterns in one another's business sectors.

Economic commitment as far as the free development of merchandise, administrations, and capital, hence, offers common advantages for India and ASEAN. This was the reasoning that moved the marking of the ASEAN-India Free Trade Agreement (AIFTA) in 2009. The exchange deal has certainly helped two-sided exchange. As indicated by a November 2019 report by the Ph.D. chamber of Commerce and Industry, India's product fares to ASEAN expanded from US\$23 billion of every 2010 to US\$36 billion out of 2018 at an accumulate yearly development rate (CAGR) of around five percent, while its product imports from the 10-part coalition expanded from US\$30 billion out of 2010 to US\$57 billion out of 2018, at a CAGR of around eight percent. India's fares to ASEAN in 2019-20 were worth US\$31.49 billion while its imports from the alliance arrived at US\$55.37 billion.

Financial engagements as far as the free transport of products, services, and capital, accordingly, offers common advantages for India and ASEAN. This was the reasoning that pushed the marking of the ASEAN-India Free Trade Agreement (AIFTA) in 2009. The exchange arrangement has certainly supported reciprocal exchange. As per a November 2019 report by the Ph.D. Office of Commerce and Industry, India's product fares to ASEAN expanded from US\$23 billion out of 2010 to US\$36 billion out of 2018 at a build yearly development rate (CAGR) of around five percent, while its product imports from the 10-part alliance expanded from US\$30 billion of every 2010 to US\$57 billion out of 2018, at a CAGR of around eight percent. India's fares to ASEAN in 2019-20 were worth US\$31.49 billion while its imports from the coalition arrived at US\$55.37 billion.

With India pulling out of the Regional Comprehensive Economic Partnership (RCEP), nation's current commitment with ASEAN is back in concentration with an industry study recommending that India's respective exchange with the ASEAN economies would twofold by 2025 to \$300 billion from the flow level of \$ 142 billion (2018). Investigating collaborations among manufacturing and services, exchange, help of portability of experts and business visits among India and ASEAN, empowering more prominent

administrative participation and trade of best global practices, among others will fortify the respective participation among India and ASEAN economies

Performance of the ASEAN-India Free Trade Agreement (AIFTA)

India and ASEAN consented to the AIFTA as a chance to build their financial communications by freely exchanging products with each other in the Asia-Pacific district. The arrangement officially happened January 1, 2010. From that point forward, the two locales have put forth attempts to make exchange between them as smooth as could really be expected. Under the FTA, India and ASEAN consented to dynamically wipe out taxes on 80% of the tax lines, representing 75% of the exchange. India has prohibited 489 tax lines (HS-06 Digit level) from the rundown of tax concessions and 590 tax lines from the rundown of tax end to address sensitivities in farming, materials, auto, synthetics, petrochemicals, rough and refined palm oil, espresso, tea, pepper, and so on It has been seen that the centralization of India's fares things to ASEAN economies is extremely high in the best 20 wares with a portion of around 85% in 2009 and 2018, said the study.

According to the study, some of the measures for boosting India-ASEAN dynamic trade and investment relations include:

- Enhancing the facilitation to exporters,
- Significantly increase services trade,
- Undertaking continuous review of the ASEAN-India trade in goods agreement,
- harmonizing and simplifying the customs procedures,
- Promote greater private sector engagement and Support greater financial inclusion towards improving access to financial services.

Trade Agreements & Negotiations between India & ASEAN

India – ASEAN Agreement on Trade in Services ratified 1st July, 2015

India – ASEAN Agreement on Investment ratified on 1st July, 2015

India –Malaysia Comprehensive Economic Cooperation Agreement (CECA) signed on 18.2.2011 and implemented on 1st July, 2011.

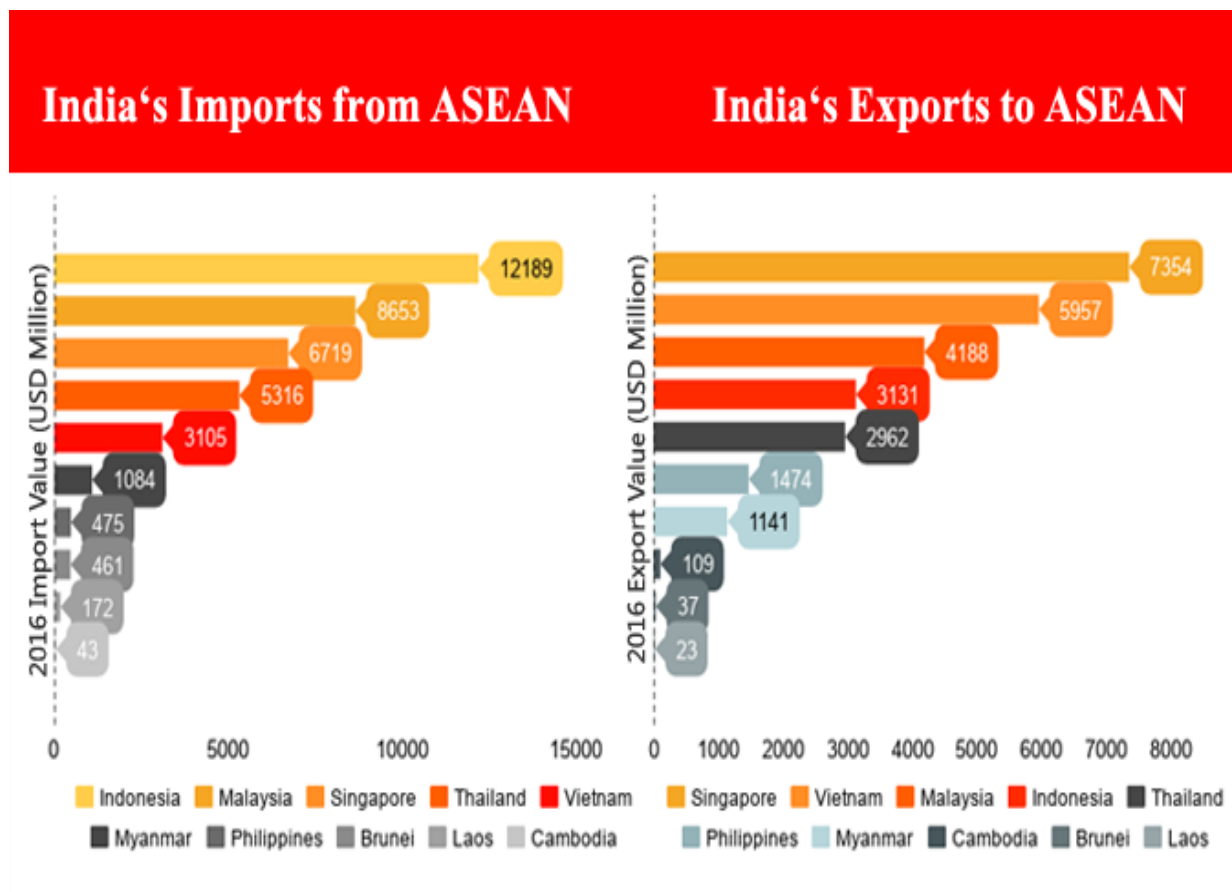
India – ASEAN Trade in Goods Agreement – signed on 13.08.2009

India – Thailand FTA- Early Harvest Scheme (EHS) implemented on 1st September, 2004.

India – Singapore Comprehensive Economic Cooperation Agreement (CECA) signed on 29.6.2005 and implemented on 1st August, 2005. Two Reviews of CECA completed and Third Review in Progress.

India’s Trade Report with ASEAN Countries

Today, India has around 30 sectoral exchange mechanisms and 7 political level cooperation’s with ASEAN countries in businesses like Defense , external issues, trade, availability, farming, broadcast communications, natural issues, energy and the travel industry. It likewise shares two-sided exchange relations with every one of the 10 ASEAN part nations. Here is an exchange situation of India and ASEAN nations with India ASEAN exchange information recorded in year 2016 [Fig 1] -



(Source: Directorate General of Foreign Trade, Ministry of Commerce and Industry, Government of India)

Above figure gives a clear base where the India – ASEAN countries stood in 2016 as a base for further discussions on growth of economy due to these bilateral relationship.

Bilateral Trade Statistics [After 2016] - The trade figures in respect of ASEAN region for the last seven years (April – March) are as under: [Fig 2]

India's trade with ASEAN	2015-16	2016-17	2017-18	2018-19	2019-20
EXPORT (Bn.USD)	25.13	30.96	34.20	37.47	31.55
% Growth	-21.00	23.19	10.47	9.56	-15.82
IMPORT (Bn.USD)	39.91	40.62	47.13	59.32	55.37
% Growth	-10.75	1.77	16.04	25.86	-6.66
TOTAL(Bn. USD)	65.04	71.58	81.34	96.80	86.92
TRADE BALANCE (Bn. USD)	-14.78	-9.66	-12.93	-21.85	-23.82

Values in US \$ Billions (Source : Govt. of India, Ministry of Commerce and Industry, Department of Commerce)

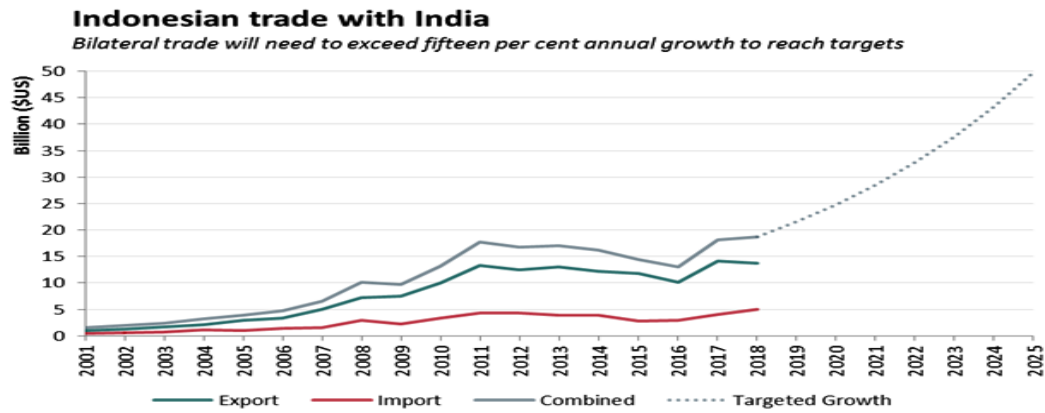
India's merchandise exports to ASEAN economies are in the tune of around \$33 billion, imports at \$56 billion and total trade at \$87 billion in 2019-20, said the study.

Country wise Trade at Glance [Fig 3]

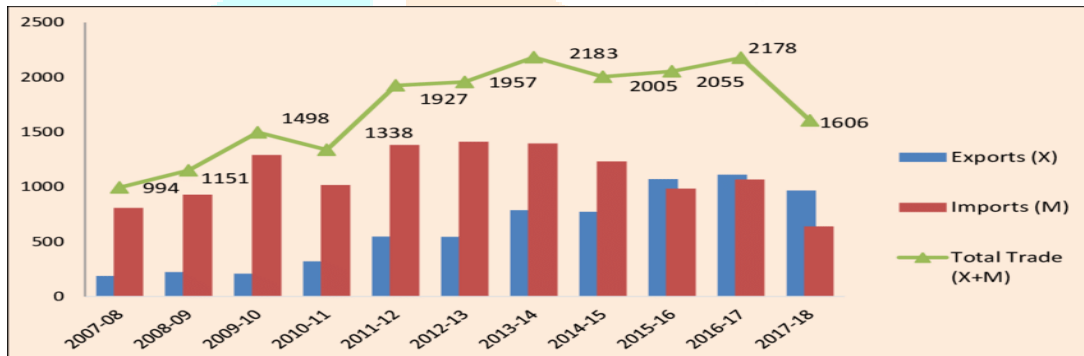
ASEAN Country	EXPORT (Bn. USD)				IMPORT (Bn. USD)				TOTAL TRADE (Bn. USD)			
	2016-17	2017-18	2018-19	2019-20	2016-17	2017-18	2018-19	2019-20	2016-17	2017-18	2018-19	2019-20
SINGAPORE	9.56	10.2	11.57	8.92	7.09	7.47	16.28	14.75	16.65	17.67	27.85	23.67
MALAYSIA	5.22	5.7	6.44	6.36	8.93	9.01	10.82	9.78	14.16	14.71	17.25	16.15
VIETNAM SOC REP	6.79	7.81	6.51	5.06	3.32	5.02	7.19	7.28	10.11	12.83	13.7	12.34
THAILAND	3.13	3.65	4.44	4.3	5.42	7.13	7.44	6.79	8.55	10.79	11.88	11.09
INDONESIA	3.49	3.96	5.28	4.13	13.43	16.44	15.85	15.06	16.92	20.4	21.13	19.19
PHILIPPINES	1.48	1.69	1.74	1.53	0.49	0.76	0.58	0.52	1.98	2.46	2.32	2.05
MYANMAR	1.11	0.97	1.21	0.97	1.07	0.64	0.52	0.55	2.18	1.61	1.73	1.52
CAMBODIA	0.11	0.12	0.2	0.19	0.04	0.06	0.04	0.05	0.14	0.18	0.24	0.23
BRUNEI	0.04	0.06	0.06	0.06	0.63	0.43	0.59	0.59	0.67	0.5	0.65	0.64
LAO PD RP	0.03	0.03	0.04	0.03	0.21	0.17	0	0	0.23	0.19	0.04	0.03
ASEAN	30.96	34.2	37.47	31.55	40.62	47.13	59.32	55.37	71.58	81.34	96.8	86.92
World	275.85	303.53	330.08	313.36	384.36	465.58	514.08	474.71	660.21	769.11	844.16	788.07
% Share	11.22	11.27	11.35	10.07	10.57	10.12	11.54	11.66	10.84	10.58	11.47	11.03

Values in US \$ Billions, Source : Govt. of India, Ministry of Commerce and Industry, Department of Commerce

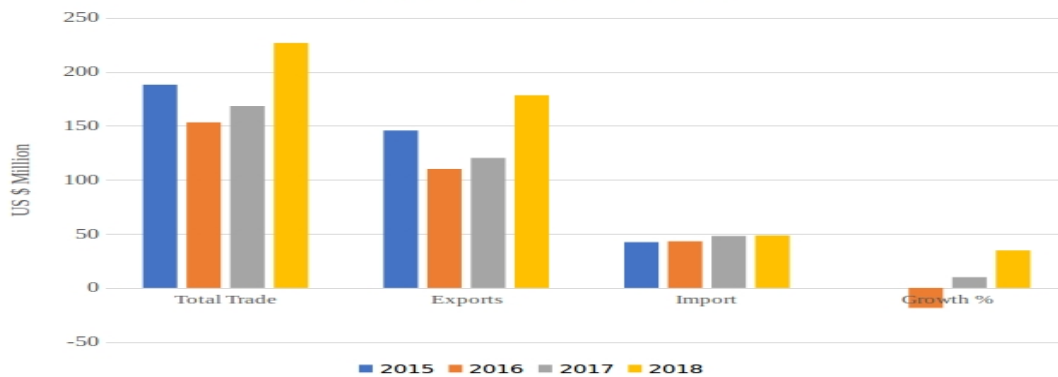
Graphical Presentation of bilateral Trade. (Source: Directorate General of Foreign Trade, Ministry of Commerce and Industry, Government of India)

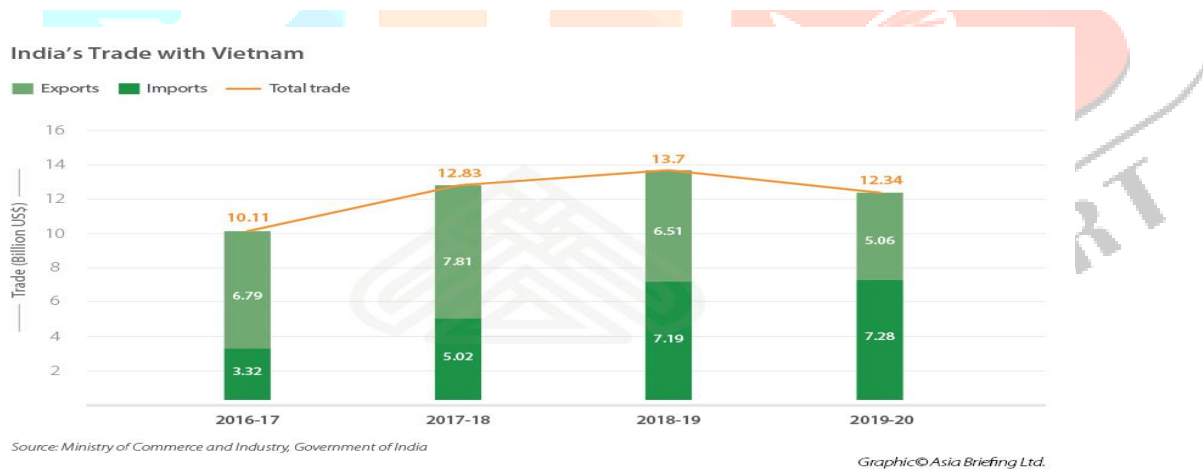
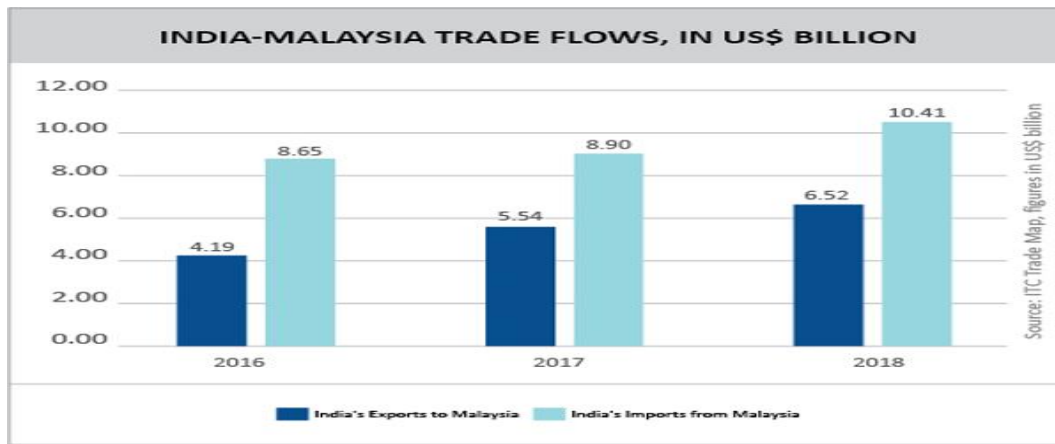


India – Myanmar Bilateral Relations



India-Cambodia Trade Volume





Source: The Directorate General of Commercial Intelligence and Statistics, Ministry of Commerce and Industry, Government of India

Advantages of the ASEAN Economy

Going on, there are immense trade and investment chances for improving India-ASEAN collaboration in areas like framework and Fintech, culture and the travel industry, IT/ITES and internet business, instruction and ability improvement, medical services and drugs and agribusiness and food handling, among others.

In a report distributed by the EXIM Bank of India in January 2018, recognizing 25 years of India's association with ASEAN, it was discovered that India's fare contributions are profoundly enhanced given its huge crude material base, enormous work market, and an expanding number of assembling center points. ASEAN covering the Southeast Asian locale, then again, has its own market claim – with its populace of enormous youth partners, rising expendable wages, and quick extending advanced economies.

- The 10 nations (Brunei, Cambodia, Indonesia, Laos, Malaysia, Myanmar, Philippines, Singapore, Thailand, and Vietnam) of ASEAN have a joined populace of in excess of 600 million individuals, making it the third biggest workforce on the planet. Inescapable work investment has seen the fast development of the assembling, retail, transportation, and media communications areas.
 - ASEAN is a different gathering of nations whose financial contrasts offer foriegn financial backers with a scope of freedoms to put resources into neighborhood and fluctuating business sectors, contingent upon their ability. Indonesia addresses just about 40% of the area's absolute financial yield, Myanmar's nearby market is a lead fascination for exporters, and Singapore's GDP per capita outperforms that of the more developed and more seasoned economies of Canada and US.
 - ASEAN is a developing shopper market, expected to become home to 125 families by 2025.
 - In 2016, electrical hardware and gear was ASEAN's greatest import – an industry that India is effectively attempting to grow through creation limit, charge motivating forces, and FDI relaxations.
 - ASEAN is the fourth biggest trading economy on the planet, that contributes seven percent to the complete worth of worldwide fares.
- Vietnamese fare of materials and clothing remained at US\$36.16 billion of every 2018
- Malaysia and Singapore started to lead the pack in trading hardware worth US\$373 billion of every 2019 and US\$9.52 billion, individually, in October 2020
- Thailand's car area traded products worth US\$38.39 million of every 2018
- Indonesia is the lead in palm oil and coal sends out whose joined worth remained at US\$27 million of every 2018
- Myanmar is zeroing in on developing its regular assets of oil, gas, and valuable minerals.
 - Philippines is turning its consideration towards business-centered administrations.

Emerging opportunities for Trade and Investment

Trade in Service

During the recent years, the most important trend across the world economy has been an ascent in trading of services in the background of advancement of the administrations area and extension of administrations area exercises. Travel and transport administrations overwhelm the administrations exchange large numbers of the ASEAN economies while PCs and data administrations structure a significant lump of India's administrations exchange. Throughout the long term, India's administrations exchange has expanded essentially from USD 232 billion of every 2010 to USD 382 billion out of 2018. India's administrations sends out have expanded from USD 117 billion of every 2010 to USD 205 billion out of 2018 while India's administrations imports have expanded from USD 115 billion to USD 177 billion during a similar period. In the administrations portion, India's fares to ASEAN economies remain at \$24 billion, imports at \$21 billion and absolute exchange at \$ 45 billion in the new occasions.

Industrial restructuring through regional value chains

ASEAN is perceived as a main member in the worldwide worth chain, with solid creation networks set up across its part nations. Nonetheless, the territorial worth chains of Cambodia, Laos, Myanmar, and Vietnam (CLMV nations) fall behind and need capital and ability to come at standard with other ASEAN nations.

Foreign Direct Investments

India can take part in their advancement through investing in building neighborhood industrial scope, creating manufacturing linkages between Indian activities and Southeast Asian providers, giving preparing, and opening its own market access in confined portions. The result would make provincial worth chains at various phases of modern assembling, and connected to administrations, that would work with the movement of creation bases across India and ASEAN consistently.

Investment flows are substantial both ways, along ASEAN accounting for approximately 21% of FDI flows into India since 2000. However, there are gigantic freedoms for South East Asian organizations to expand interests in India in regions like clinical gadgets, fishing and boat building. Unwinding of a few laws and guidelines under Make in India drive has demonstrated gainful to draw in speculations. Amongst the ASEAN countries investing in India, Singapore ranks highest with cumulative FDI inflows of USD 88337 million from April 2000 to June 2019, followed by Malaysia (USD 986 million), Indonesia (USD 629 million), Thailand (USD 474 million), Philippines (USD 312 million), among others.

Share of ASEAN Economies in India's FDI equity inflows (in USD Million)

Rank	Name of the Country	Cumulative FDI equity inflows from April 2000 to June 2019	% age of inflows of respective country in India's total inflows from ASEAN
1	Singapore	88337	97
2	Malaysia	986	1
3	Indonesia	629	0.7
4	Thailand	474	0.5
5	Philippines	312	0.4
6	Cambodia	48	0.2
7	Myanmar	10	0.01
8	Vietnam	5	0.01
9	Brunei	0.4	-
10	Lao PDR	NA	-
	India's total FDI equity inflows from ASEAN countries	90802	100%

Source: PHD Research Bureau, PHDCCI compiled from Department for promotion of Industry and Internal Trade, Government of India. Note: Share of ASEAN's FDI in India's total FDI is approximately 21%.

Key Growth Areas**E-commerce**

India's e-commerce area is on a vertical development direction, projected to be the second biggest web based business market on the planet by 2034. By 2024, the area will be worth US\$99 billion with food and clothing filling in as key drivers. The Indian government permits 100% FDI for B2B web based business and 100% FDI under the programmed course for the commercial center web based business model.

Other Growth Drivers:

- Rising expendable earnings and expanding web access in level 2 urban areas. Online business organizations detailed deals worth US\$4.1 billion across stages in the merry seven day stretch of

October 2020, driven by the expanded interest for cell phones. Level 2 urban areas like Dhanbad (Jharkhand), Ludhiana (Punjab), Asansol (West Bengal), and Rajkot (Gujarat) contributed 55% to the online business deals.

- Role played by new businesses and innovation driven developments working with advanced installments, hyper-neighborhood coordinations, computerized notices, and examination driven client commitment. This, thus, is relied upon to expand send out incomes and make better items and administrations in the long haul.

Then again, COVID-19 has reshaped ASEAN's computerized scene with numerous legislatures and organizations being compelled to speed up towards an advanced economy. The area has more than 400 million web clients, thus its advanced scene presents an exceptional chance for financial backers. Areas, for example, telemedicine, web based business, online instruction, and working from home are instances of such adaptable advanced freedoms.

Education

The size of India's e-learning portion is simply second to that of the United States inside the instruction area. E-learning stages give instruction and preparing to a populace of 500 million that fall inside the age section of 5-24 years. Between April 2000 and September 2020, India's schooling area has gotten FDI worth US\$3.849 billion, as per the Department for Promotion of Industry and Internal Trade (DPIIT).

India permits 100% FDI under the programmed course in instruction, and needs universally cutthroat organizations for higher learning according to the Higher Educational and Foreign Educational Institutions Bill. India's profoundly expanded and adaptable market ought to energize ASEAN schooling financial backers. In December 2020, India dispatched the accompanying projects to support work openings for its residents:

- Gamma Skills Automation Training, which is a one of a kind vocation dispatching program on advanced mechanics for engineers.
- SAKSHAM, which is a drive by Hyundai Motor India to help work in assorted areas.
- IGNITE, which is top notch specialized instruction preparing project to get ready professionals for the business started by Siemens, the Federal Ministry of Economic Cooperation and Development (BMZ), and the Ministry of Skill Development and Entrepreneurship. By 2024, this program expects to upskill 4,000 representatives.

- India Empowerment Fund, dispatched by the IIT Alumni Council, to foster a more grounded research biological system. The point is to acquire interests in this asset worth US\$6.80 billion in the following 10 years.

Fin-tech

India is among the fastest growing fintech markets in the world, whose overall value is expected to grow at a CAGR of 20 percent by 2023. According to a May 2020 report, as of March 2020, India and China accounted for the highest fintech adoption rate (87 percent) out of all global emerging markets. On the other hand, the world's average adoption rate was around 64 percent.

The overall transaction value in the Indian fintech market is projected to grow from approximately US\$65 billion in 2019 to US\$140 billion in 2023. India overtook China as Asia's top fintech funding target market with investments of around US\$286 million across 29 deals, as compared to China's US\$192.1 million across 29 deals in Q1 2019.

Development drivers incorporate boundless personality formalization (Aadhaar), undeniable degree of banking infiltration, high cell phone entrance, and developing extra cash. In the interim, discoveries from the ASEAN Fintech Ecosystem Report Benchmarking Study 2019 showed that:

- ASEAN's huge populace has little admittance to monetary items and administrations
- Breaches in cyber safety are viewed as high dangers
- Lack of a decent advanced technological (digital) framework
- Lack of adjusting market stimulation and hazard management
- Underdevelopment of administrative harmonization

Healthcare

Medical care is quick turning into a space of need for ASEAN. The World Health Organization (WHO) appraises that ASEAN's normal all out use per capita on medical care is US\$544. With an ascent in the general maturing populace of Singapore and Philippines, Singapore's Healthcare 2020 plan has required the 20,000 medical services laborers and the expansion of 3,700 emergency clinic beds. In Philippines, public private area associations (PPPs) are starting to acquire force. Specifically, the public authority is additionally arranging the development of a unique tertiary undertaking, expected to be worth US\$135 million.

To extend clinical exchange to help these drives, ASEAN organizations are being urged to partake in the India-ASEAN Healthcare Expo to be held for all intents and purposes between February 22-24, 2021 so India can build its interests in ASEAN. Other than this, the reason for the exchange reasonable is to empower ASEAN organizations, explicitly from Malaysia, to investigate business possibilities with India with an end goal to get more grounded monetary and business associations in the medical services, clinical gadgets, and drugs areas.

India with its enormous medical care market, assessed to be worth around US\$200 billion at present, is keen on interfacing its top partners, business pioneers, and senior government authorities with those of ASEAN, particularly via B2B gatherings. While this is additionally determined by the quick and common objective of combatting the COVID-19 pandemic, over the long haul, such commitment is critical to expanding collaboration in the clinical and clinical related areas.

Tourism

The ASEAN area is a top traveler objective representing around 38% of all vacationer ventures. In 2011, the quantity of Indian travelers to ASEAN was 2.71 million. In 2019, the quantity of traveler appearances from India rose to 5.32 million. India can develop its outbound the travel industry administrations by taking advantage of ASEAN's travel industry area potential. Specifically, five of ASEAN's part nations intend to help the travel industry and draw in possible financial backers by embraced the accompanying drives:

- 
- Indonesia – will embark on several infrastructure projects to make it an easily accessible country by expanding the Bali Airport and the Soekarno Hatta International Airport, Jakarta.
 - Malaysia – will aim to increase its number of tourists since its record of 25 million in 2011.
 - Philippines – will aim to increase activities of leisure and gaming.
 - Singapore – will aim to procure investments in order to establish theme parks and resort casinos.
 - Thailand – will aim to better connectivity with its neighboring countries in the Mekong region and attract the attention of tourists by improving the 2,000 km R3A Highway that runs from Kunming in China through Laos to Thailand.

Key challenges to achieve sustainable development are:

- Instability, such as conflict between nations
- Implementation, such as ensuring programmes fit the local context
- Governance, such as political will to transform development programmes into sustainable long-term practices

Major Change

The above examination shows that the two-sided relations among India and ASEAN economies have seen important extension in trade displaying the force of economic commitment among India and ASEAN. The marking of AIFTA has opened up huge potential for expanding India's fares to ASEAN economies thinking about the intrinsic benefits of the Indian business in certain item classes. With the setting of solid complementarities among India and ASEAN economies, the merchandize exchange between the two areas remains at USD 97 billion during 2018-19 and is relied upon to twofold to USD 200 billion by 2025. Going ahead, solid monetary linkages and complementarities among India and ASEAN economies will prompt more prominent financial reconciliation to the common advantage of all.

Implications

Why do we need collaboration either national or international? Because it's greater powerful than doing not anything. Change takes place while we paint together – throughout borders and backgrounds – for the shared motive of a fair, simply destiny for humans and planet.

Helpfully, this analysis lays out regions we need to attention on, including

- Reaching the maximum prone to depart nobody behind
- Mobilizing finance
- Supporting nearby action
- Strengthening institutions
- Investing in data
- Leveraging, science, technology, and innovation
- Advancing global cooperation

Conclusion

ASEAN's share in India's Global Trade and FDI inflows is critical and both the locales are functioning admirably as far as joint endeavors and common participation. To cultivate joint endeavors abroad, both ASEAN and India need to authorize reasonable approaches to dispose of exchange obstructions and lessen limitations for further developed inflows of capital. The two way exchange among ASEAN and India is expanding consistently.

Thus, going ahead, developing India-ASEAN Trade in service will fortify the multilateral guidelines based request and give a supported energy to India-ASEAN exchange relations. The mix of services will fill the need for better access in every others' business sectors as well as for better aggregate access in worldwide business sectors. A portion of the vital suggestions for upgrading India-ASEAN Global trade potential the coming years are:

1. Facilitate more prominent two-sided interests in administrations where there are complementarities in limits and interests on both the sides.
2. Explore collaborations among assembling and Trade in services, (for example, business support, IT, transport) and job of administrations in provincial worth chains.
3. Facilitate portability of experts and business visits among India and ASEAN by facilitating of visas and administrative prerequisites.
4. Undertaking sectoral and issue based collaboration drives, for example, in ICT, energy, Research and Development (R&D), wellbeing, computerized innovation, web based business, among others.
5. Encourage more noteworthy administrative collaboration and trade of best worldwide practices.
6. Collective and complete advancement of guidelines, administrative principles and sharing of information, experience alongside limit building.

Links to Refer:-

1. <https://sustainabledevelopment.un.org/content/documents/28341101118aseanprogresstowardssustainabledevelopmentgoals.pdf>
2. http://mospi.nic.in/sites/default/files/main_menu/Sustainable_Development_Goals_National_Indicator_Framework_Progress_Report_2020_Version2.1.pdf
3. <http://mospi.nic.in/Reports/Statistics>
4. <http://mospi.nic.in/sustainable-development-goals/sdgs>
5. <http://www.sdgindia2030.mospi.gov.in/dashboard/india>
6. <https://www.phdcci.in/wp-content/uploads/2019/11/Indias-Trade-and-Investment-Opportunities-with-ASEAN-economies.pdf>
7. <https://www.india-briefing.com/news/india-asean-trade-and-investment-prospects-21779.html>
8. <https://www.ibef.org/pages/asean-india>
9. <https://sdgs.un.org/goals/goal17>
10. https://www.business-standard.com/article/economy-policy/india-asean-bilateral-trade-may-double-by-2025-to-300-billion-study-119111200547_1.html
11. <https://www.india-briefing.com/news/india-asean-trade-and-investment-prospects-21779.html>
12. <https://commerce.gov.in/about-us/divisions/foreign-trade-territorial-division/foreign-trade-asean/>
13. <https://www.exportgenius.in/blog/intra-asean-trade-outlook-asean-relations-with-india-china-us-183.php>
14. https://www.mea.gov.in/Portal/ForeignRelation/Ind_Indonesia_N_2019.pdf
15. https://www.mea.gov.in/Portal/ForeignRelation/Myanmar_may2020.pdf
16. <https://www.statista.com/statistics/650795/trade-value-asean-countries-with-india/>
17. <https://embindpp.gov.in/pages?id=xboja&subid=Qe1Ra>
18. https://embassyofindiabangkok.gov.in/eoibk_pages/MjM
19. https://www.mea.gov.in/Portal/ForeignRelation/singapore_2019.pdf
20. https://www.mea.gov.in/Portal/ForeignRelation/Bilateral_Relations_Website_Sept_17_.pdf
21. <https://www.seair.co.in/blog/bilateral-trade-between-india-and-indonesia-top-exports-and-imports.aspx>
22. https://www.mea.gov.in/Portal/ForeignRelation/Philippines_-_December_2012-2.pdf
23. https://www.mea.gov.in/Portal/ForeignRelation/Brunei-India_bil_Brief_XP_2013-3.pdf
24. https://www.mea.gov.in/Portal/ForeignRelation/Brief_-_Laos_feb_2020.pdf