



AN OVERVIEW ON ASHAWAGANDHA: A RASAYANA OF AYURVEDA

¹Mr.Akash Kapre, ²Akshay Gadekar, ³Ms.Priyanka Shelke, ⁴Mr.Ajinath Tupe, ⁵Dr. Gajanan S Sanap,

¹Student, ²Student, ³Assistant Professor, ⁴Student, ⁵Principal

¹ Pharmaceuticals,

¹Late Bhagirathi Yashantrao Pathrikar College Of Pharmacy (D & B Pharmacy) , Pathri, Aurangabad, Maharashtra, India.

Abstract: Withania somnifera (Ashwagandha) could be very respected herb of the Indian Ayurvedic device of medication as a Rasayana (tonic). It is used for diverse sorts of disorder strategies and eparticularly as a nervine tonic. Considering those records many clinical research had been achieved and its adaptogenic / anti-pressure sports had been studied in detail. In experimental fashions it will increase the stamina of rats in the course of swimming persistence take a look at and avoided adrenal gland adjustments of ascorbic acid and cortisol content material produce via way of means of swimming pressure. Pretreatment with Withania somnifera (WS) confirmed importance safety towards pressure precipitated gastric ulcers. WS have anti-tumor impact on Chinese Hamster Ovary (CHO) mobileular carcinoma. It become additionally determined powerful towards urethane precipitated lung-adenoma in mice. In a few instances of uterine fibroids, dermatosarcoma, long time remedy with WS managed the condition. It has a Cognition Promoting Effect and become beneficial in kids with reminiscence deficit and in vintage age humans lack of reminiscence. It become additionally determined beneficial in neurodegenerative sicknesses together with Parkinson's, Huntington's and Alzheimer's sicknesses. It has GABA mimetic impact and become proven to sell formation of dendrites. It has anxiolytic impact and improves strength ranges and mitochondrial fitness.

Key words: Withania somnifera, rejuvenator, adaptogen / anti-pressure, anti-tumor, neuroregenerative, anti-arthritis.

Introduction

Ashwagandha (*Withania somnifera*, fam. Solanaceae) is typically referred to as "Indian Winter cherry" or "Indian Ginseng". Large scale research are had to show its scientific efficacy in pressure associated issues, neuronal issues and cancers.

[1]The roots of the plant are categorized as rasayanas, that are reputed to sell fitness and sturdiness via way of means of augmenting defence towards disorder, arresting the getting old process, revitalising the frame in debilitated situations, growing the functionality of the man or woman to face up to detrimental environmental elements and via way of means of developing a feel of intellectual wellbeing. A variety of withanolide steroidal lactones had been remoted from the leaves of *W. somnifera* and show off antibacterial, anti-fungal and antitumor houses [2,3].

The supplied take a look at depicts the astonishing function of Ashwagandha in Ayurveda human bodily and intellectual fitness. Being a effective adaptogen, it complements the frame's resilience to pressure. Ashwagandha is typically to be had as a churna, a nice sieved powder that may be blended with water, ghee (clarified butter) or honey [4]. It complements the feature of the mind and worried device and improves the reminiscence.

Chemical Composition

The biologically energetic chemical materials of *Withania somnifera* (WS) encompass alkaloids (isopelletierine, anaferine, cuseohygrine, anahygrine, etc.), steroidal lactones (withanolides, withaferins) and saponins [5]. Sioindosides and acylsterylglucosides in Ashwagandha are anti-pressure marketers. Active ideas of Ashwagandha, as an example the sioindosides VII-X and Withaferin-A, had been proven to have massive anti-pressure interest towards acute fashions of experimental pressure [6]. Laboratory evaluation has discovered over 35 chemical materials contained the roots of *Withania somnifera* [7,8]. The biologically energetic chemical are alkaloids (isopellertierine, anaferine), steroidal lactones (withanolides, withaferins), saponins containing a further acyl institution (sioindoside VII and VIII), and withanoloides with a glucose at carbon 27 (sionidoside XI and X).

Classical Uses of Ashwagandha :

Ayurveda, the conventional device of medication practiced in India may be traced lower back to 6000 BC [9]. For maximum of those 6000 years Ashwagandha has been used as a Rasayana. It is commonly utilized in emaciation of kids (whilst given with milk, it's far the great tonic for kids), debility from vintage age, rheumatism, vitiated situations of vata, leucoderma, constipation, insomnia, worried breakdown, goiter etc.

[10]. The paste formed when root are crushed with water is applied to reduce the joints [11]. It is also locally applied in carbuncles, ulcer and painful swelling [12,13]. The root in aggregate with different pills is prescribed for snake venom in addition to in scorpion-sting. The plants are astringent, depurative, diuretic and aphrodisiac. The seeds are anthelmintic and mixed with astringent and rock salt dispose of white spots from the cornea. Ashwagandharishta organized from it's far utilized in hysteria, anxiety, reminiscence loss, syncope, etc. It additionally acts as a stimulant and will increase the sperm count [14].



Fig 1: herbal collection (withania somnifera)

Studies on Ashwagandha Adaptogenic / Anti-pressure impact

Ashwagandha is compared with Eleutherococcus senticosus (Siberian Ginseng) and Panax Ginseng (Chinese / Korean Ginseng) in its adaptogenic houses, and subsequently it's far popularly referred to as Indian Ginseng. The sizeable research at the organic version of animals for the adaptogenic / anti-pressure houses of Ashwagandha [15,16,17,18] have proven it to be powerful in growing the stamina (physical endurance) and preventing stress induced gastric ulcer, carbon tetrachloride (CCl₄) induced hepatotoxicity and mortality. Ashwagandha have comparable anti-pressure interest in rats [19].

i. Effect on swimming overall performance :

Ashwagandha become proven to boom swimming overall performance in rats as judged by increase in swimming time during physical endurance test. Ashwagandha treated animal showed a significant increase in the duration of swimming time as compared to control. The manage institution of mice swam for an average time of 385 minutes, while the drug-handled animals persevered to swim for an average length of 740 minutes. Thus, the swimming time become about doubled after Withania somnifera (WS) remedy.

ii. Effect on cortisol and ascorbic acid contents of adrenals :

The cortisol content material of adrenals become decreased drastically in animals subjected to five h consistent swimming compared to non-swimmer institution. Pretreatment with WS avoided discount of the cortisol content material of adrenals. The ascorbic acid content material become additionally decreased drastically after five h of swimming compared to the animal of non-swimmer institution. Pretreatment with WS save you discount in ascorbic acid content material which takes place after swimming pressure. Thus, Withania somnifera remedy prevents, lower of adrenal cortisol and ascorbic acid which takes place because of swimming pressure.

iii. Anti-ulcerogenic impact :

Ashwagandha become determined to be beneficial the prevention of pressure-precipitated ulcers of the gastrointestinal tract. It confirmed massive safety towards 18 h immobilization, cold + immobilization (4h) and aspirin precipitated gastric ulcers and diminished the suggest ulcer index in rats.

iv. Effect on leukocytosis:

Ashwagandha give to a group of mice with milk injection produced reduction in leukocytosis.

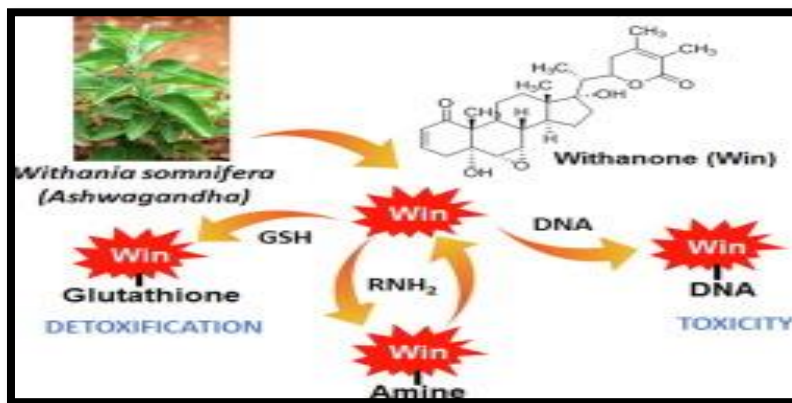


Fig 3: Effect on leuckocytosis

v. **Anabolic consequences:**

There was a significant increase in the body weights of the Ashwagandha treated group as compared to control for a pe of 3 Months in rats.

vi. **Acute toxicity studies:**

In acute toxicity studies the LD₅₀ of withania somnifera as found to be 1750mg in albino mice.

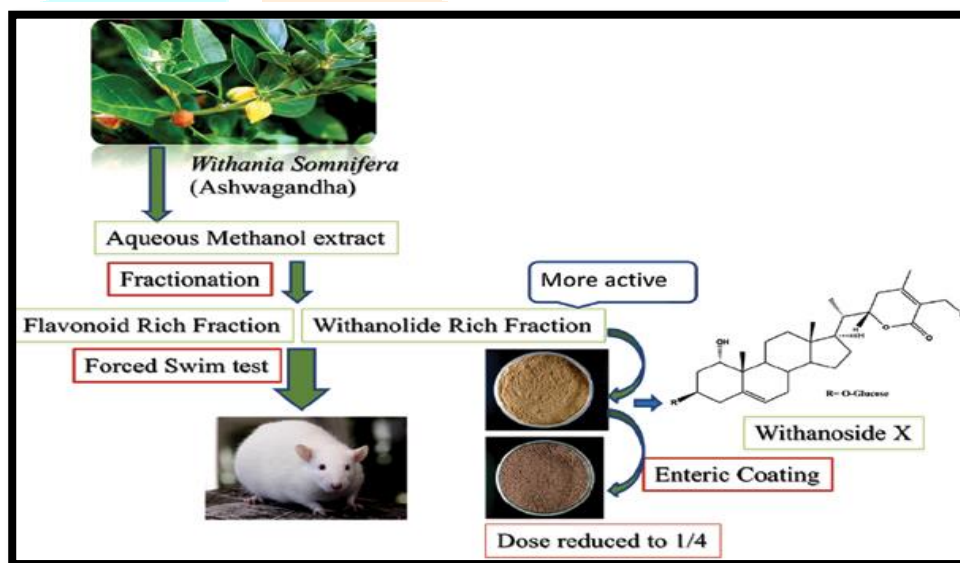


Fig 4: Withaina Somnifera Aqcuous methanoi Extract

Immunomodulatory Activity:

Asgand confirmed a massive modulation of immune reactivity in animal fashions. Administration of Asgand become determined to save you myelo-suppression in mice handled with 3 immunosuppressive pills viz. cyclophosphamide, azathioprin, and prednisolone [20]. Administration of Asgand extract become determined to noticeably lessen leucopenia precipitated via way of means of cyclophosphamide (CTX) remedy. Administration of Asgand extract extended the variety of β -esterase superb cells the bone marrow of CTX handled animals, as in comparison to the CTX by myself handled institution [21,22]. Administration of Asgand extract become determined to noticeably lessen leucopenia precipitated via way of means of sub-deadly dose of gamma Radiation.

Cardiovascular safety:

WS can be beneficial as a fashionable tonic, due in element to its useful consequences at the cardiopulmonary device, as suggested the following research. The impact of WS become studied at the cardiovascular and breathing structures in puppies and frogs [23]. The alkaloids had a extended hypotensive, bradycardiac, and breathing stimulant motion in puppies. The take a look at determined that the hypotensive impact become specifically because of autonomic ganglion blockading motion and that a depressant motion at the better cerebral facilities additionally contributed to the hypotension. The alkaloids inspired the vasomotor and breathing facilities the mind stem of puppies[24]. The cardio-inhibitory motion in puppies seemed to be because of ganglion blockading and direct cardiodepressant movements.

Anti-hyperglycaemic Effect:

Asgand along side different substances of a composite formulation (Transina) had been suggested to lower streptozocin (STZ)-precipitated hyperglycaemia in rats.[25,26] This anti-hyperglycaemic impact can be because of pancreatic islet unfastened radical

scavenging interest due to the fact the hyperglycaemic interest of STZ is a outcome of lower in pancreatic islet mobileular superoxide dismutase (SOD) interest main to the buildup of degenerative oxidative unfastened radicals in islet-beta cells.

Anti-tumor impact Effect :

Effect on Chinese Hamster Ovary (CHO) cells carcinoma :

Withania roots precipitated the inhibitory impact of approximately 49% on colony forming performance of CHO cells. It inhibits the mobileular increase and forestalls the mobileular attachment. It precipitated long time increase inhibition of CHO cells which become depending on the mobileular density and length of Ashwagandha exposure .Effect on Urethane precipitated lung-adenoma in mice and different research: Ashwagandha become determined to be very beneficial in experimental carcinogenesis the crude shape. It avoided urethane-precipitated lung-adenomas in mice. The different consequences of urethane like leucopenia had been additionally avoided. Urethane, that is a chemical stressor, reasons sort of sick consequences, all of which had been avoided via way of means of Withania. The drug may be used as an accessory to most cancers chemotherapy or radiotherapy. Besides having an anti-most cancers impact it'll additionally lessen the facet consequences of anti-most cancers marketers, which forever lessen immunity and great of lifestyles. WS additionally acts as an immunomodulator and subsequently can decorate lifestyles span of most cancers sufferers, in which diminished immunity states of the affected person are the purpose of concern. Our consequences advise its use as anti-tumor and immunomodulator agent [27,28].

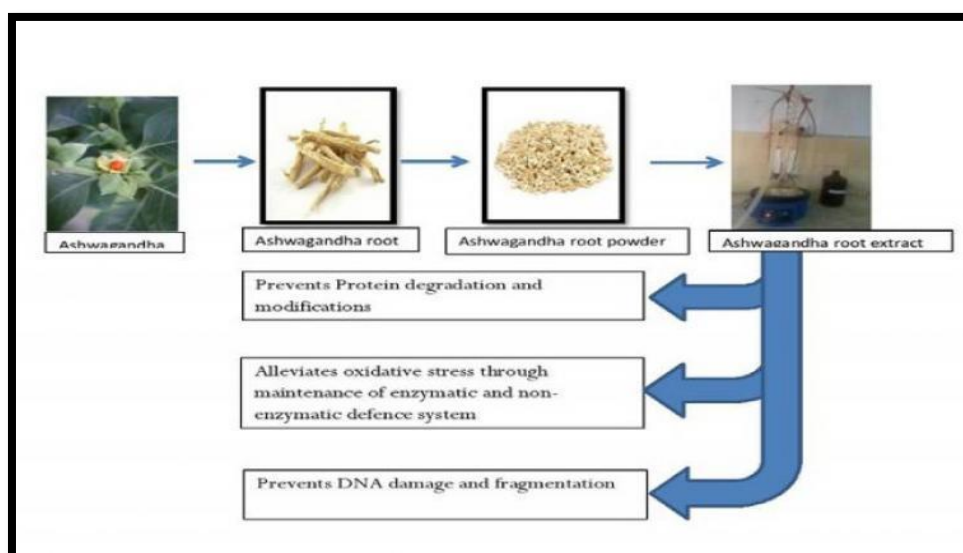


Fig 5: Ashagandha Root Extract Inhibits Acetylcholine Esterase.

Effect on Central Nervous System Cognition Promoting Effect:

Ashwagandha is a widely known Ayurvedic Rasayana, and belongs to a sub-institution of Rasayanans referred to as Medhyarasayanans. Medhya generally refers back to the thoughts and intellectual/highbrow capacity. Thus, Medhya Rasayana like Ashwagandha, is used to sell mind and reminiscence. The cognition-selling impact of Medhya Rasayanans is great visible in kids with reminiscence deficits, or whilst reminiscence is compromised following head damage, or a extended infection and in vintage age [29].

Effect on neurodegenerative sicknesses together with Parkinson's, Huntington's and Alzheimer's sicknesses :

In sufferers with Alzheimer's disorder, neuritic atrophy and synaptic loss (Dickon and Vicker, 2001) are taken into consideration the principal reasons of cognitive impairment, as primarily based totally at the consequences of neuropathological autopsy research of the mind [30].

In the brains of sufferers affected by different neurodegenerative sicknesses together with Parkinson's disorder, Huntington's disorder, and Creutzfeldt– Jakob disorder, the atrophy of neurites has additionally been determined as a massive a part of the etiology. There are dozens of research that display that Ashwagandha slows, stops, reverses or eliminates neuritic atrophyand synaptic loss. Therefore Ashwagandha may be used to deal with Alzheimer's, Parkinson's, Huntington's and different neurodegenerative sicknesses at any level of the disorder, even earlier than someone has been recognized and continues to be the nation of slight forgetfulness, etc.

Glycowithanolides withaferin- A and sitoindosides VII-X remoted from the roots of Ashwagandha drastically reversed ibotenic acid precipitated cognitive defects in Alzheimer's disorder version (Bhattacharya et al., 1995).Ashwagandha has been defined as a nerve tonic [31]in Ayurveda and this is why it's far a not unusualplace aspect of Ayurvedic tonic.Pretreatment with Ashwaganda extract become determined to save you all of the adjustments in antioxidant enzyme sports, catecholamine content material, dopaminergic D2 receptor binding and tyrosine hydroxylase expression precipitated via way of means of 6-hydroxydopamine (6-OHDA) in rats (an animal version of Parkinson's disorder) in a dose-based manner. Thus, those consequences advise that Ashwagandha can be useful in defensive the neuronal damage in Parkinson's disorder [32].

GABA-mimetic impact on neurodegeneration and neuroregenerative capability:

Behavioral experiments have lent assist to the GABA-mimetic interest of Ashwagandha root extract. GABAergic neurodegeneration because of neuroleptic-precipitated excitotoxicity and oxidative pressure is one of the etiopathological mechanisms the pathophysiology of tardive dyskinesia [33] and GABA agonists are proven to be powerful in ameliorating the signs and symptoms of tardive dyskinesia. The useful impact of Ashwagandha root extract is probably because of its GABA mimetic interest. An fascinating take a look at validated that persistent oral management of withanoside IV attenuated the axonal, dendritic and synaptic losses and reminiscence deficits precipitated via way of means of amyloid peptide A β (25-35) in mice [34]. After oral management in mice, withanoside IV become metabolized into sominone, which precipitated marked healing in neurites and synapses and additionally stronger axonal and dendritic outgrowth and synaptogenesis.

These consequences had been maintained for as a minimum 7 days after discontinuing withanoside IV management. These information advise that withanoside IV, and its metabolite, sominone, can also additionally have scientific usefulness as antimentia pills. Anti-carcinogenic interest Ashwagandha is suggested to have anti-carcinogenic consequences.

Research on animal mobileular cultures has proven that the herb decreases the ranges of the nuclear component kappaB, suppresses the intercellular tumor necrosis component, and potentiates apoptotic signalling in cancerous mobileular lines. Anti-carcinogenic interest Ashwagandha is suggested to have anti-carcinogenic consequences. Research on animal mobileular cultures has proven that the herb decreases the ranges of the nuclear component kappaB, suppresses the intercellular tumor necrosis component, and potentiates apoptotic signalling in cancerous mobileular lines.

Anxiolytic impact:

Ashwagandha precipitated a relaxing anxiolytic impact that become similar to the drug Lorazepam in all 3 general Anxiety tests: the expanded plus-maze, social interplay and the feeding latency in an surprising environment. Further, each Ashwagandha and Lorazepam, decreased rat mind ranges of tribulin, an endocoid marker of scientific anxiety, whilst the ranges had been extended following management of the anxiogenic agent, pentylenetetrazole. Ashwagandha additionally exhibited an antidepressant impact, similar with that precipitated via way of means of imipramine, in general tests, the compelled swim-precipitated 'behavioral despair' and 'discovered helplessness' tests. The investigations assist the usage of Ashwagandha as a temper stabilizer in scientific situations of hysteria and depression. [35].

Effect on Energy ranges and Mitochondrial Health:

The impact of Ashwagandha on glycosaminoglycan synthesis the granulation tissue of carrageenin-precipitated air pouch granuloma become studied. Ashwagandha is proven to exert massive inhibitory impact on incorporation of ribosome -35S into the granulation tissue. The uncoupling impact on oxidative phosphorylation (ADP/O ratio discount) become additionally determined the mitochondria of granulation tissue. Further, Mg²⁺ based ATPase interest become determined to be motivated via way of means of Ashwagandha. Ashwagandha additionally decreased the succinate dehydrogenase enzyme interest the mitochondria of granulation tissue [36].

Anti-inflammatory impact because of Withaferin:

Withaferin A and three-b-hydroxy-2,three-dihydrowithanolide F remoted from Withania somnifera display promising antibacterial, antitumoral, immunomodulating and anti inflammatory houses [37].

Anti-arthritis impact:

Ashwagandha is an analgesic that soothes worried device from ache response [38]. The effective anti-arthritis houses [39,40] of Ashwagandha are actually extensively established and documented; it's far moreover determined to be powerful as antipyretic in addition to analgesic additionally. Ashwagandha (one thousand mg/kg/oral) produced massive analgesic interest for a rat experiencing warmth analgesia precipitated via way of means of warm plate method.

The top analgesic impact of Ashwagandha become recorded as 78.03 percentage at 2d hour of management. The involvement of ache mediators; prostaglandin and five-hydroxytryptamine in analgesic interest of Ashwagandha become studied via way of means of pretreatment with paracetamol (one hundred mg/kg, ip) and cyproheptadine (10 mg/kg, ip).

The analgesic interest of Ashwagandha become potentiated drastically via way of means of cyproheptadine, however, paracetamol did not show off any massive alternate in its interest, suggesting the involvement of serotonin, however now no longer prostaglandins the analgesic interest of Ashwagandha [41,42].

Conclusion:

The to be had clinical information assist the realization that Ashwagandha is a actual effective regenerative tonic (Rasayana of Ayurveda), because of its a couple of pharmacological movements like anti-pressure, neuroprotective, antitumor, anti-arthritis, analgesic and anti inflammatory etc. It is beneficial for distinctive kinds of sicknesses like Parkinson, dementia, reminiscence loss, pressure precipitated sicknesses, malignoma and others. We also are the use of it in all sorts of most cancers together with prostate and lung cancers, specially in ultimate stages, giving the sufferers lot of fitness benefits. We have a few instances of lung most cancers who've refused current remedy and recovered clinically and radiologically with our remedy of Ashwagandha. In a latest seminar on important drug idea, it become projected as one of the six important medicinal herbs. Thus, the above findings actually imply that the conventional use of Ashwagandha has a logical and clinical foundation. Large scale scientific research are had to show the scientific efficacy of this herb, eparticularly in pressure associated sicknesses, neuronal issues and cancers.

References :

1. Abbas, S.S. and Singh, N., 2006. Anti-stress Agents (Herbs) of Indian Origin-Herbal Drugs, A twenty first century perspective. *Delhi: Institute of Nuclear Medicine and Allied Sciences, Defence Research and Development Organization (DRDO), Govt. of India*, pp.578-591.
2. Abbas, S.S., Singh, V., Bhalla, M. and Singh, N., 2004, January. Clinical study of organic Ashwagandha in cases of Parkinsonism, Neuropathy, Paralysis and Uterine tumours (Fibroids and other tumours) including Cutaneous Endodermal Carcinoma. In *Proc., National Seminar on "Eco-friendly Herbs of Ayurveda in Healthcare of Mankind: A Strategy for Scientific Evaluation and Uniform Standardization"-Lucknow* (Vol. 81).
3. Abbas, S.S., Bhalla, M. and Singh, N., 2005, August. A clinical study of Organic Ashwagandha in some cases of uterine tumors (fibroids) and dermatofibrosarcoma. In *Proc. workshop on essential medicines, adverse drug reactions and therapeutic drug monitoring* (pp. 143-144).
4. Abdel-Magied, E.M., Abdel-Rahman, H.A. and Harraz, F.M., 2001. The effect of aqueous extracts of *Cynomorium coccineum* and *Withania somnifera* on testicular development in immature Wistar rats. *Journal of Ethnopharmacology*, 75(1), pp.1-4.
5. Archana, R. and Namasivayam, A., 1998. Antistressor effect of *Withania somnifera*. *Journal of ethnopharmacology*, 64(1), pp.91-93.
6. Abbas, S., Jamal, S.A. and Choudhary, M.I., 1993. New withanolides from *Withania* sp. *Journal of Natural Products*, 56(7), pp.1000-1006.
7. Begum, V.H. and Sadique, J., 1987. Effect of *Withania somnifera* on glycosaminoglycan synthesis in carrageenin-induced air pouch granuloma. *Biochemical medicine and metabolic biology*, 38(3), pp.272-277.
8. Bhandari, C.R., 1970. Ashwagandha (*Withania somnifera*) "Vanaushadhi Chandrodya" (An Encyclopedia of Indian Herbs). *Publisher: CS Series of Varanasi Vidyavilas Press, Varanasi, India, 1*, pp.96-97.
9. Bhattacharya, S.K., Goel, R.K., Kaur, R. and Ghosal, S., 1987. Anti-stress activity of sitoindosides VII and VIII, new acylsterylglucosides from *Withania somnifera*. *Phytotherapy research*, 1(1), pp.32-37.
10. Bhattacharya, S.K., Kumar, A. and Ghosal, S., 1995. Effects of glycowithanolides from *Withania somnifera* on an animal model of Alzheimer's disease and perturbed central cholinergic markers of cognition in rats. *Phytotherapy research*, 9(2), pp.110-113.
11. Budhiraja, R.D. and Sudhir, S., 1987. Review of biological activity of withanolides. *Journal of Scientific and Industrial research*.
12. Changhadi, G.S., 1938. Ashwagandharishta—Rastantra Sar Evam Sidhyaprayog Sangrah. *Krishna-Gopal Ayurveda Bhawan (Dharmarth Trust), Nagpur*, pp.743-774.
13. Samhita, C., 1949. Shree Gulab Kunverba Ayurvedic Society. *Jamnagar, India, 1*.
14. DeKosky, S.T. and Scheff, S.W., 1990. Synapse loss in frontal cortex biopsies in Alzheimer's disease: correlation with cognitive severity. *Annals of Neurology: Official Journal of the American Neurological Association and the Child Neurology Society*, 27(5), pp.457-464.
15. Dickson, T.C. and Vickers, J., 2001. The morphological phenotype of β -amyloid plaques and associated neuritic changes in Alzheimer's disease. *Neuroscience*, 105(1), pp.99-107.
16. Dixit, K.S., Agarwal, A.K., Seth, P.K. and Singh, N., 1995. Effect of *Withania somnifera*, *Panax ginseng* and *Cannabis indica* and radio ligand binding with neurohumoral in the CNS. In *World Congress on Biotech. Dev. Med. Subs. Plants & Marine Origin*.
17. Ghosal, S., Lal, J., Srivastava, R., Bhattacharya, S.K., Upadhyay, S.N., Jaiswal, A.K. and Chattopadhyay, U., 1989. Immunomodulatory and CNS effects of sitoindosides IX and X, two new glycowithanolides from *Withania somnifera*. *Phytotherapy Research*, 3(5), pp.201-206.
18. Gunne, L.M. and Andr n, P.E., 1993. An animal model for coexisting tardive dyskinesia and tardive parkinsonism: a glutamate hypothesis for tardive dyskinesia. *Clinical neuropharmacology*.
19. Kalsi, R., Singh, N. and Gupta, G.P., 1987. Effects of stress and anti-stress drugs on succinate dehydrogenase enzyme (SDH) in rat brain (A possible role of SDH in stress adaptation phenomenon) *Physiology of Human Performance. Defence Institute of Physiology and Allied Sciences, Defence Research and Development Organization (DRDO), Govt. of India, Delhi*, pp.114-117.
20. Singh, N., Bhalla, M., de Jager, P. and Gilca, M., 2011. An overview on ashwagandha: a Rasayana (rejuvenator) of Ayurveda. *African Journal of Traditional, Complementary and Alternative Medicines*, 8(5S).
21. Kuboyama, T., Tohda, C. and Komatsu, K., 2006. Withanoside IV and its active metabolite, sominone, attenuate $A\beta$ (25–35)-induced neurodegeneration. *European Journal of Neuroscience*, 23(6), pp.1417-1426.
22. Kulkarni, S.K., Sharma, A.C., Verma, A. and Ticku, M.K., 1993. GABA receptor mediated anticonvulsant action of *Withania somnifera* root extract. *Indian Drugs*, 30(7), p.305.
23. Mazen, E.S., Pavelescu, M. and Grigorescu, E., 1990. Contributions to the pharmacodynamic study of roots of *Withania somnifera* Dun species of Pakistani origin. Note III: Testing of analgesic activity of dichlormethanic and methanolic extract from *Withania somnifera* roots. *Revista medico-chirurgicala a Societatii de Medici si Naturalisti din Iasi*, 94(3-4), pp.603-605.
24. Misra, B., 2004. Ashwagandha-Bhavprakash Nigantu (Indian Materia Medica) Varanasi. *Chaukhambha Bharti Academy*, pp.393-394.
25. Mishra, L.C., Singh, B.B. and Dagenais, S., 2000. Scientific basis for the therapeutic use of *Withania somnifera* (ashwagandha): a review. *Alternative medicine review*, 5(4), pp.334-346.
26. Nagashayana, N., Sankarankutty, P., Nampoothiri, M.R.V., Mohan, P.K. and Mohanakumar, K.P., 2000. Association of L-DOPA with recovery following Ayurveda medication in Parkinson's disease. *Journal of the neurological sciences*, 176(2), pp.124-127.
27. Sharma, C.G., 1938. Ashwagandharishta—Rastantra Sar Evam Sidhyaprayog Sangrah—Krishna—Gopal Ayurveda Bhawan (Dharmarth Trust).
28. Singh, N., Bhalla, M., de Jager, P. and Gilca, M., 2011. An overview on ashwagandha: a Rasayana (rejuvenator) of Ayurveda. *African Journal of Traditional, Complementary and Alternative Medicines*, 8(5S).
29. Singh, N., Agarwal, A.K., Lata, A. and Kohli, R.P. (1976). Evaluation of 'adaptogenic' properties of *Withania somnifera*. *Proc. Indian Pharmacological Society*, 17.
30. Singh, N., Agarwal, A.K., Lata, A. and Kohli, R.P. (1977). Experimental evaluation of 'adaptogenic' properties of *Withania somnifera*. XIIth Scientific Seminar on Indian Medicine, Institute of Medical Sciences. Varanasi. 4.

31. Singh, N. (1981). A new concept on the possible therapy of stress disease with 'Adaptogens' (Anti-stress drugs) of indigenous plant origin. *Curr. Med. Prac.*, 25: 50-55.
32. Singh, N., Nath, R., Lata, A., Singh, S.P., Kohli, R.P. and Bhargava, K.P., 1982. *Withania somnifera* (ashwagandha), a rejuvenating herbal drug which enhances survival during stress (an adaptogen). *International journal of Crude drug research*, 20(1), pp.29-35.
33. Singh, N., Singh, S.P., Nath, C., Kohli, R.P. and Bhargava, K.P., 1984. Anti-stress plants as anti-rheumatic agents. In *5th sepal congress of rheumatology, Bangkok* (Vol. 37).
34. Singh, N., 1986. A pharmaco-clinical evaluation of some Ayurvedic crude plant drugs as anti-stress agents and their usefulness in some stress diseases of man. *Ann Nat Acad Ind Med*, 2(1), pp.14-26.
35. Singh, N., Singh, S.P., Dixit, K.S., Saxena, R.C. and Kohli, R.P., 1986. A Placebo Controlled Clinical Trial of *Cyprus rotundus*, *Withania somnifera* and their Combination in cases of Rheumatoid Arthritis. In *Proc International Seminar. 1986a* (Vol. 2, pp. 18-21).
36. Singh, N., Singh, S.P., Nath, R., Singh, D.R., Gupta, M.L., Kohli, R.P. and Bhargava, K.P., 1986. Prevention of urethane-induced lung adenomas by *Withania somnifera* (L.) Dunal in albino mice. *International journal of crude drug research*, 24(2), pp.90-100.
37. Saksena, A.K., Singh, S.P., Dixit, K.S., Singh, N., Seth, K., Seth, P.K. and Gupta, G.P., 1989. Effect of *Withania somnifera* and *Panax ginseng* on dopaminergic receptors in rat brain during stress. *Planta Medica*, 55(01), pp.95-95.
38. Singh, N., 1993. Stress disease and herbal medicine, Inaugural issue of *J. Biotech. Med. Plant Res., Lucknow*, pp.2-4.
39. Singh, N., 1993. Effect of Anti-stress agents on receptor population in rat brain, Inaugural issue of *J. Biotech. Med. Plant Res., Lucknow*, 14.
40. Singh, N. and Misra, N., 1993. Experimental methods tools for assessment of anti-stress activity in medicinal plants. *Journal of Biomedical Research*, 12(182), pp.124-127.
41. Weiner, M.A. and Weiner, J., 1994. Ashwagandha (Indian ginseng). *Herbs that heal*, pp.70-72.
42. Sharma, S., Dahanukar, S. and Karandikar, S.M., 1985. Effects of long-term administration of the roots of ashwagandha and shatavari in rats. *Indian drugs*, 29, pp.133-9.

