



Spectrum Sensing using Energy and variance Detection over Different Channels in Cognitive Radio System

¹Anirudh Singare, ²Devendra Kumar Meda
Department of Electronics and Communication
Jabalpur Engineering College
Jabalpur, India

Abstract- One key component in CR usefulness is having the option to perform real time spectrum use authority, as it has the opportunities for unlicensed clients (Secondary user) to get to empty authorized frequency bands. For Cognitive radio systems to work effectively, auxiliary clients (secondary users) ought to have the option to find the closer primary clients (primary users), in this way a basic capacity that a Cognitive Radio hardware (Microcontroller) have to first perform spectrum sensing. Spectrum sensing is an essential need of 5th generation based cognitive radio systems. Analysis of Variance, Eigen, and Energy based Sensing Method for Cognitive Radio Network, A new method of sensing developed in this work. Sensing of spectrum hole with sole methods may results in a miss or sometime spectrum hole though it was in use by the primary user. This work is a design of an affine combinational sensing method that can sense the spectrum holes with high accuracy in the radio channel and it must be only when the primary user is not using it. Spectrum sensing with ANOVEE detection method with Rayleigh fading channel and additive white Gaussian noise (AWGN) channel has been implemented in this work and comparative analysis done between the probability of detection (PD) and the probability of false alarm (PFA). MATLAB simulator is used for the designing of a cognitive radio transmitter, receiver, and channels, Monte Carlo simulation has been performed for spectrum analysis over the channel.

Keywords-Spectrum Sensing, Cognitive radio, MATLAB, OFDM, LTE, 5G communication

I. INTRODUCTION

Over the years from the beginning of wireless communications, many aspects of the personal mobile phone and wireless communications have changed and evolved in order to cope with ever-increasing high demands and popularity. These aspects are such as the move from analog to digital communications, from voice-centric to datacentric systems [1]. Especially in recent decades, there has been rapid growing need for the anytime, anywhere and always-connected communication [2]. With the number of mobile subscribers grows exponentially from less than a hundred million subscribers in 1996 to more than five billion in 2010 [3], wireless networks have evolved over the year since the first-generation Advanced mobile phone system (AMPS) to the current fourth generation Long Term Evolution (LTE) [4]. For each generation of wireless and mobile communications, many technologies have been improved and enabled higher data rates, better spectral efficiency. The move from analog to digital communication occurs in the transition from first generation (1G) to second generation (2G). With spread spectrum technologies, Wideband Code Division Multiple Access (WCDMA) becomes dominant in the third generation (3G) mobile communication. With Orthogonal Frequency Division Multiple Access (OFDMA), current 4G system supports higher data rates and better spectral efficiency over existing 3G system. In order to further cope with an increasing demand, a new paradigm and technologies that can enhance spectral efficiency and improve spectrum utilization are needed for the next generation beyond 4G mobile networks.

II. PROPOSED SPECTRUM SENSING TECHNIQUE

The principal step of spectrum sensing is that it decides the presence of primary user on a band. The cognitive radio has the capacity to impart the result of its detection with other cognitive radios in the wake of sensing the spectrum. The main objective of spectrum sensing is to discover the spectrum status and activity by periodically sensing the target frequency band.

Spectrum Management: Provides the reasonable spectrum scheduling technique among coexisting users. The available white space or channel is quickly chosen by cognitive radio if once found. This property of cognitive radio is described as spectrum management.

Spectrum Sharing: Cognitive Radio doles out the unused (spectrum hole) to the secondary user (SU) as long as primary user (PU) does not utilize it. This property of cognitive radio is described as spectrum sharing.

Spectrum Mobility: When an authorized (Primary) user is detected, the Cognitive Radio (CR) empties the channel. This property of cognitive radio is depicted as the spectrum mobility, also called handoff.

Energy Detection: The aim of the spectrum sensing is to decide between two hypotheses which are

$$x(t) = w(t), H_0 \text{ (Primary User absent)}$$

$$x(t) = h * n(t) + w(t), H_1 \text{ (Primary User present)}$$

Where $x(t)$ is the signal received by the CR user, $n(t)$ is the transmitted signal of the primary user, $w(t)$ is the AWGN band, h is the amplitude gain of the channel. H_0 is a null hypopaper, which states that there is no licensed user signal. Energy Detection is a simple detection method. The energy detection is said to be a blind signal detector in light of the fact that it overlooks the structure of the signal. Energy detection is based on the rule that, at the receiving end, the energy of the signal to be detected is computed. It estimates the presence of a signal by comparing the energy received and a known threshold λ derived from the statistics of the noise.

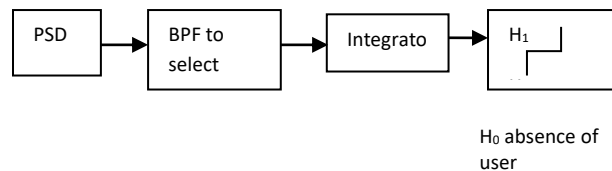


Figure 1 Energy Detector Block Diagram

Matched Filter Detection: The best sensing technique in AWGN environment without ant prior information about the signal is ED technique. If we considered the signal structure, then we can get best performance by using matched filter method. Matched filter is a linear filter which used to maximize signal to noise ratio in presence of additive noise. It provides coherent detection. A coherent detector uses the knowledge of the phase of the carrier wave to demodulate the signal.

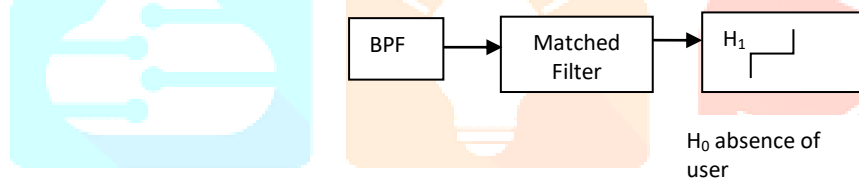


Figure 2 Matched filter Block diagram

Cyclisation Feature Detection: Cyclo-stationary feature detection taking into account introduction of periodic redundancy into a signal by sampling and modulation. The periodicity in the received primary signal to recognize the presence of Primary Users (PU) is misused by Cyclo-stationary feature detector which measures property of a signal specifically Spectral Correlation Function (SCF) given by

$$S_x^\infty(f) = \int_{-\infty}^{\infty} R_x^\infty e^{-j2\pi ft} d\tau$$

Where $R_x(\tau)$ is cyclic autocorrelation function (CAF).

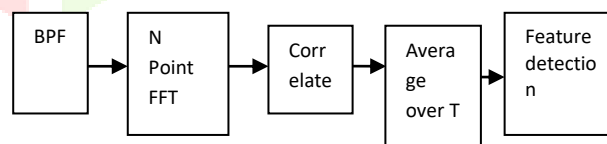


Figure 3 Cyclo-stationary feature detection block diagram

III. PROPOSED SPECTRUM SENSING

Spectrum sensing is the ability to measure, sense and be aware of the parameters related to the radio channel characteristics, availability of spectrum and transmit power, interference and noise, radio's operating environment, user requirements and applications, available networks (infrastructures) and nodes, local policies and other operating restrictions. It is done across Frequency, Time, Geographical Space, Code and Phase.

A number of different methods are proposed for identifying the presence of signal transmission all of which are in early development stage. They are:

1. Energy – Detection Based
2. Waveform Based
3. Cyclostationary – Based
4. Radio Identification Based
5. Matched filtering Based

We will be dealing with Energy detection Wavelet Packet based spectrum sensing. As a secondary-tier user, CR user needs to vacate the spectrum whenever PU retransmits again. CR is defined as a radio that can change its transmission parameters based on interaction with the environment in which it operates [7]. CR enables its users to

1. Determine which portion of the spectrum is available and detect the presence of licensed users when a user operates in a licensed band.
2. Select the best available channel.
3. Coordinate access to this channel with others.
4. Vacate the channel when PU is detected.

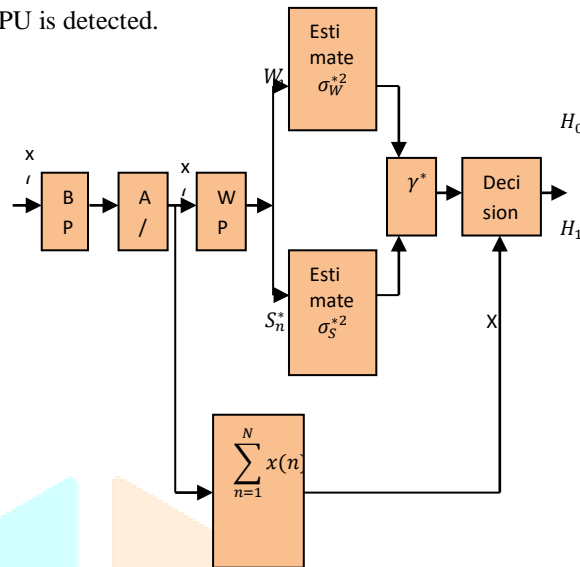


Figure 4 – Proposed Block diagram of Energy Detection Model based on WPT

The block diagram is similar to the simplest energy-based detector but most importantly a Wavelet Packet Transform (WPT) block has been introduced which estimates the current noise and signal power, which is very important for settling threshold. The analog signal $x(t)$ after being converted into digital signal $x(n)$ is decomposed for a certain level related to the resolution required and then is reconstructed by wavelet packet decomposition coefficients. And hence the noise power and reconstructed signal power is estimated.

Cognitive radio system implementation using MATLAB:

1. Initialization- 5 Carrier Frequency Bands for Users, Message Frequency and the Sampling Frequency are initialized.
2. Modulation- Modulates user data over the respective frequency band by amplitude modulation.
3. Adder- Addition of all the modulated signals to produce a transmitting signal.
4. Periodogram- To estimate the power spectral density of received signal.
5. Vacant Slot Allocation- New User is allotted to the first spectral hole when he arrives.
6. Emptying a slot- Asked user to empty a specific slot if all the slots are engaged.
7. Addition of noise- Amount of Noise to be added.

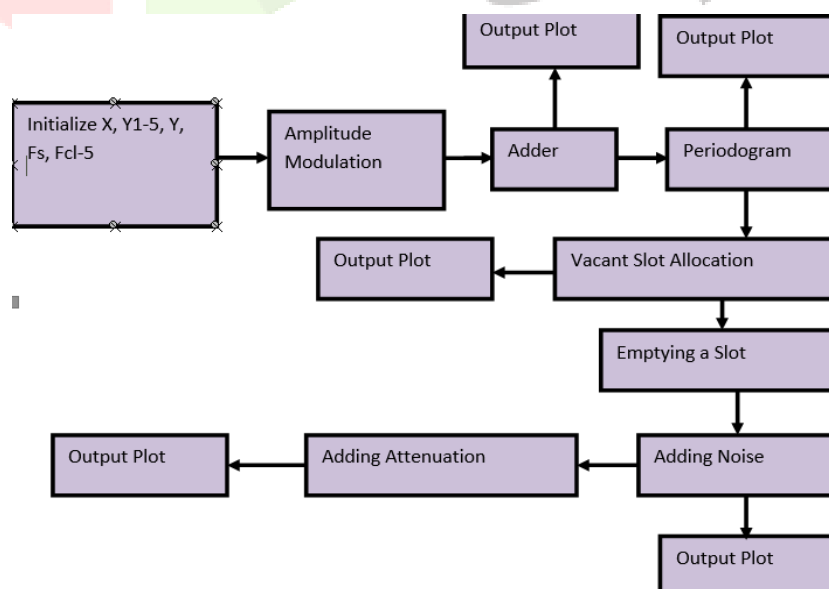


Figure 5 Methodology/Block diagram of set up

IV.SIMULATION RESULTS

The cognitive radio framework ceaselessly looks for the spectrum hole where primary user is not present and is determined by the technique for energy detection. When it figures out the spectrum hole, promptly it allots to the Secondary User (SU) and at whatever point Primary User (PU) wants to possess the slot, Secondary User instantly leaves it. Wavelet Packet Transform (WPT) method were in match with the values and graph plotted with the traditional Energy Detection method when the noise was known. Hence WPT is quite a robust method for CR applications when the noise is unknown.

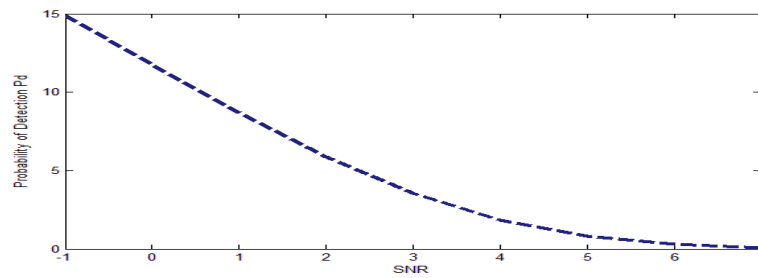


Figure 6 - Simulation of PD vs SNR

SNR's for -1, 4 and 7 dB, respectively. (i) At SNR = -1 dB: The probability of missed detection vs. probability of false alarm is plotted in Fig.7. The three curves are compared. We found that the obtained results matched with what was obtained in reference [1] such that in both of them the deviation of simulated result values from the approximated and theoretical values are very less. The results show that as the probability of false alarm increases, the probability of miss detection decreases. The theoretical and the simulated results are nearly same for Probability of false alarm between 0.1 to 1.

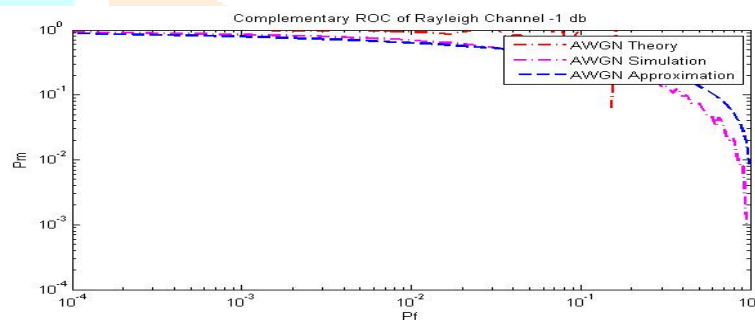


Figure 7. The probability of missed detection vs. probability of false alarm for SNR = -1dB

(ii) At SNR = 4 dB: The probability of missed detection vs. probability of false alarm is plotted in Fig.8. The three curves are compared. We found that the obtained results matched with what was obtained in reference [1] such that in both of them the deviation of the simulated curve with the theoretical and approximated curve is increase.

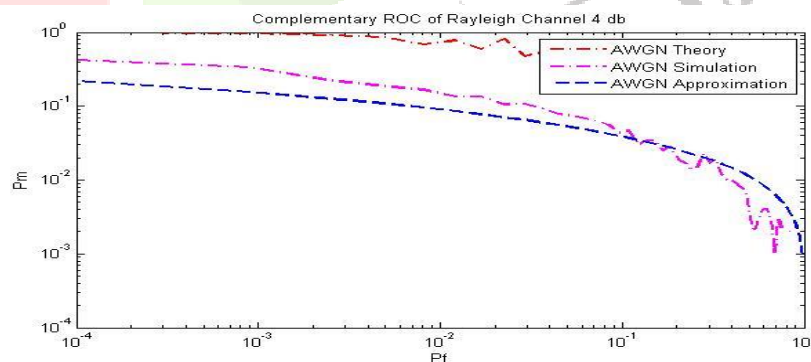


Figure 8. The probability of missed detection vs. probability of false alarm for SNR = 4 dB

(iii) At SNR= 7 dB: The probability of missed detection vs. probability of false alarm is plotted in Fig.9. The three curves are compared. We find that the obtained results matched the results obtained in reference [1], such that in both of them, the Receiver fails to get satisfactory results. So, the values of the SNRs are depending on other factors.

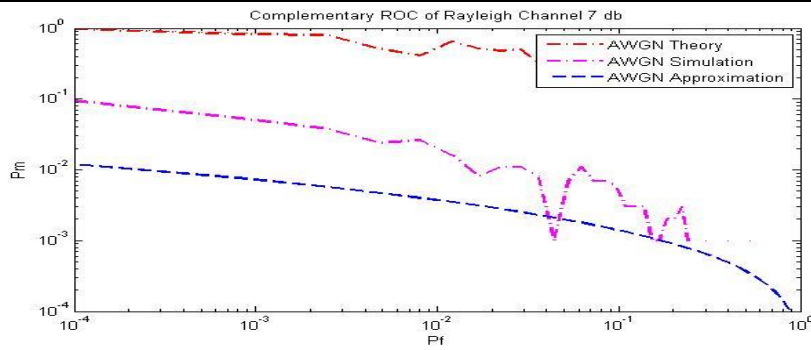


Figure 9 The probability of missed detection vs. probability of false alarm for SNR = 7 dB

(IV) At SNR = -1 dB: The probability of missed detection vs. probability of false alarm is plotted in Fig.10. showing comparison between the simulated curves and theoretical curves over AWGN channel and Rayleigh fading channel.

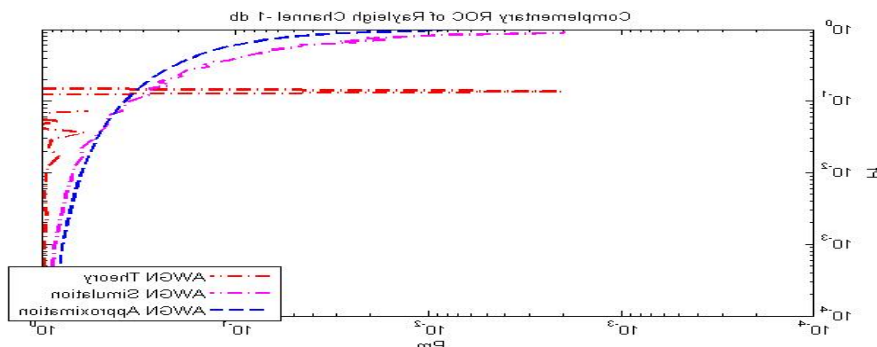


Figure 10. The probability of missed detection vs. probability of false alarm for SNR= -1 dB

(V) At SNR = 4 dB: The probability of missed detection vs. probability of false alarm is plotted in Fig.11. showing comparison between the simulated curves and theoretical curves over AWGN channel and Rayleigh fading channel.

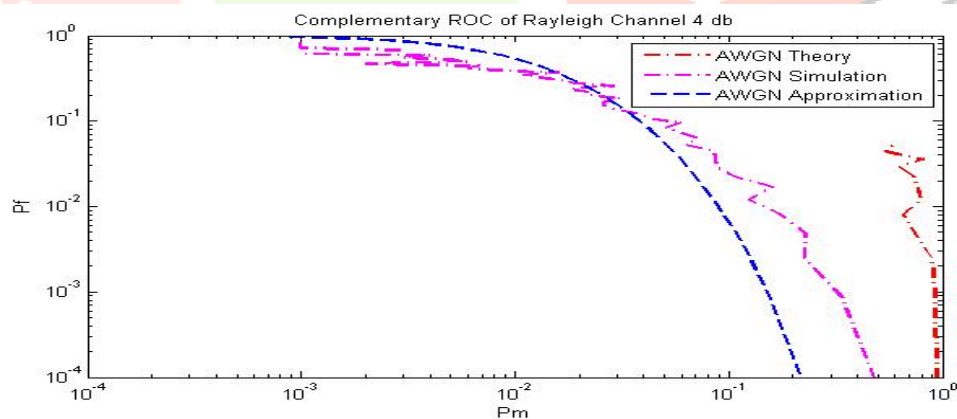


Figure 11. The probability of missed detection vs. probability of false alarm for SNR= 4 dB

(VI) At SNR = 7 dB: The probability of missed detection vs. probability of false alarm is plotted in Fig.12. showing comparison between the simulated curves and theoretical curves over AWGN channel and Rayleigh fading channel.

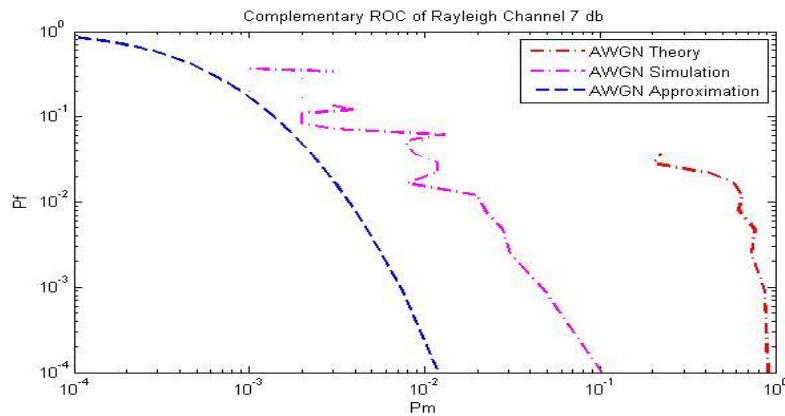


Figure 12. The probability of missed detection vs. probability of false alarm for SNR= 7 dB

Table 1 Comparative Results for Pf (False Alarm)

Work by	Pf at -1 db	Pf at 4 db	Pf at 7 db
Roshdy Abdelrassoul et al [1]	0.24	0.91	0.56
Proposed	0.1	0.67	0.37

Table 2 Comparative Results for Pm (probability of missed detection)

Work by	Pm at -1 db	Pm at 4 db	Pm at 7 db
Roshdy Abdelrassoul et al [1]	0.21	0.87	0.61
Proposed	0.13	0.62	0.39

From the table-1 and table-2 we can easily analyze that proposed work probability of missed detection (Pm) is less as compare to the work by Roshdy Abdelrassoul et al[1] also the probability of false alarm (Pf) is less as compare with Roshdy Abdelrassoul et al[1]. Table 1 and table 2 shows the comparative results with obtain values at the SNR values of -1 db, 4db and 7 db respectively.

V. CONCLUSION

This paper gives some idea regarding cognitive radio technology, its diverse classifications and distinctive spectrum sensing methods. The work of this paper contributes toward energy detection procedure and finally method executed using MATLAB code. All the works in this paper are based on MATLAB and MATLAB simulation. The simulation results are taken for different number of samples to study energy detection performances. This paper has been completed in the final year of B. Tech and hence the hardware implementation could not be carried out in the tenure. Thus, it can be carried out in future.

REFERENCES

- [1]Roshdy Abdelrassoul, Eman Fathy, Mohamed Saad Zghloul, Comparative Study of Spectrum Sensing for Cognitive Radio System Using Energy Detection over Different Channels, 2016 World Symposium on Computer Applications & Research, 978-0-7695-5832-5/16 © 2016 IEEE, DOI 10.1109/WSCAR.2016.13
- [2] n. sajitha, dr.mrs.m.suganthi, maximization of end to end throughput of cognitive radio network using cooperative relay channels, 2016 10th international conference on intelligent systems and control (isco), doi:10.1109/isco.2016.7727087, ieee
- [3] Sheetal Kokare, R.D.Kamble, Spectrum Sensing Techniques in Cognitive Radio Cycle, International Journal of Engineering Trends and Technology (IJETT) – Volume 9 Number 1 - Mar 2014, ISSN: 2231-5381
- [4] Tevfik Y'ucek and H'useyin Arslan, A Survey of Spectrum Sensing Algorithms for Cognitive Radio Applications, IEEE communications surveys & tutorials, vol. 11, NO. 1, FIRST QUARTER 2009, 1553-877X/09/ 2009 IEEE
- [5] Mansi Subhedar and Gajanan Birajdar, spectrum sensing techniques in cognitive radio networks: a survey, international Journal of Next-Generation Networks (IJNGN) Vol.3, No.2, June 2011, DOI: 10.5121/ijngn.2011.3203 37
- [6] Goutam Ghosh, Prasun Das and Subhajit Chatterjee, SIMULATION AND ANALYSIS OF COGNITIVE RADIO SYSTEM USING MATLAB, International Journal of Next-Generation Networks (IJNGN) Vol.6, No.2, June 2014, DOI : 10.5121/ijngn.2014.6203 31
- [7] Herath S.P., Rajatheva N., Tellambura C., "Energy Detection of Unknown Signals in Fading and Diversity Reception", IEEE Transaction on Communication Vol. 59, No. 9, September 2011, pp. 2443 – 2453.
- [8] Rahul Tandra, Anant Sahai, "SNR walls for signal detection", IEEE Journal of selected topics in Signal Processing, 2:1(2008), 4-17.

[9] Ekram Hossain, Dusit Niyato, Zhu Han, "Dynamic Spectrum Access and Management in Cognitive Radio Networks", Cambridge University Press.

[10] Paria Rezaeinia ,Zahra Ashour," Software Defined Radio", Isfahan University of Technology.

