



# Assessment Of Physio-Chemical And Microbial Tests Of Water In Selected Districts Of Chhattisgarh: A Comprehensive Analysis

1Ekta soni, 2Phalendra Kumar gendre, 3Rashmita meher, 4Pradeep lakra

1Student , 2Student , 3Student , 4Student

1Kalinga university Raipur Chattisgarh ,

2Kalinga university Raipur Chattisgarh ,

3Kalinga university Raipur Chattisgarh ,

4Kalinga university Raipur Chattisgarh

## Abstract

Access to clean, safe water is essential for human health and well-being. Water quality in Chhattisgarh, a state in central India, has been a source of worry owing to industrial activity, agricultural runoff, and poor sanitation. This project will investigate the physiochemical and microbiological quality of water in various areas throughout Chhattisgarh, giving critical information on the overall water quality state. Physiochemical parameters such pH, turbidity, TDS, DO, BOD, COD, and heavy metal concentrations were investigated. Microbial tests were also performed to detect the presence of *coliforms*, *Escherichia coli*, and other infections. Water samples were collected, kept, and tested using predetermined processes. To capture water quality oscillations, samples were gathered from a range of sources, including rivers, ponds, wells, and tap water, throughout various seasons. Preliminary studies show considerable differences in physiochemical parameters and microbiological contamination levels between locales. Industrial and agricultural regions are highly polluted, including high levels of heavy metals and microbiological pollutants. These findings have significant consequences for both human health and the environment. Contaminated water sources increase the risk of waterborne infections, compromising community health and economic output. This comprehensive study of water quality in Chhattisgarh provides a foundation for policymakers, environmental agencies, and community stakeholders to develop targeted activities for water quality management and pollution reduction. Watershed management, industrial effluent treatment, and public awareness campaigns are essential measures for conserving water resources and ensuring that all Chhattisgarh residents have access to clean drinking water.

**Keyword:** Wastewater, Physiochemical, Concentrations

# Chapter-I Introduction General Background

Water quality studies are crucial for community health and environmental sustainability (Francis et. al., 2015). Water resources in Chhattisgarh, central India, are in high demand from industry, agriculture, and urbanization. Water quality in some areas of Chhattisgarh has worsened, causing concern for human health and the environment (Ruhela et. al., 2022; Bajpai et. al., 2019). This study examines the physiochemical and microbiological properties of water in specific locations in Chhattisgarh to determine pollution levels and their consequences for human health and the ecosystem. Access to clean and safe water is a basic human right, yet millions of people worldwide, including those in Chhattisgarh, do not have access to potable water sources (Dharminder et. al., 2019; Pink, 2016; Mishra, 2023). Water quality deterioration is typically caused by anthropogenic activities such as industrial discharge, agricultural runoff, poor waste management, and insufficient sanitation measures (Akhtar et. al., 2021; Khatri & Tyagi, 2015). These factors cause the existence of various toxins in water sources, providing serious health risks to those who drink, cook, and use them for other household uses. Physiochemical considerations play a significant influence in determining water quality and suitability for diverse purposes (Abbasnia et. al., 2019; Li et. al., 2018). pH, turbidity, TDS, DO, BOD, COD, and heavy metal concentrations are all indicators of water's physical and chemical qualities (Patil et. al., 2012; Sharma et. al., 2015; Nayar, 2020; Bakar et. al., 2020). Elevated values for numerous indicators indicate pollution and the presence of potentially harmful substances, which endanger both human health and aquatic wildlife (Zaghloul et. al., 2020). Microbial contamination is another significant concern in water quality assessment. Pathogenic bacteria, such as *coliforms* and *Escherichia coli*, can grow in faeces-contaminated water and cause waterborne diseases such diarrhoea, cholera, and typhoid fever (Fasunwon et. al., 2008; Okon et. al., 2022; Phiri et. al., 2023; Lightfoot, 2003; Simoes & Simões, 2013). Monitoring microbiological indicators is crucial for identifying pollution sources and taking corrective action to avoid waterborne illnesses.

## 1. Wetland

Wetlands are important ecosystems that serve as natural water purifiers, flood control systems, and biodiversity hotspots (Kingsford et. al., 2016; Zhang et. al., 2020). These various ecosystems, characterized by varying water levels, support a wide diversity of moist- adapted plant and animal species. Wetlands, including marshlands, swamps, bogs, and mangroves, provide a range of ecological services (Balwan & Kour, 2021; Nayak & Bhushan, 2022; Maltby, 2009). They absorb excess rainwater, lowering flood danger, and improve water quality by filtering poisons and silt before it enters other bodies of water. Wetlands are biodiversity hotspots for a variety of species, including plants, birds, animals, fish, and amphibians (Berde et. al., 2022; Gopal, 2009; Arya & Syriac, 2018). They are critical for reproduction, raising young, and maintaining migratory routes. Wetlands also help humans by supporting fishing, agriculture, and tourism. They also help to mitigate climate change by sequestering carbon in their soil (Were et. al., 2019; Mitsch et. al., 2013; Lolu et. al., 2020; Moomaw et. al., 2018). Despite their importance, wetlands are under threat from habitat loss, pollution, and climate change. To protect and restore these diverse ecosystems, conservation efforts must

include long-term land management, effective policies, community engagement, and international collaboration (Gann et. al., 2019; Berkes, 2007; Mansourian & Vallauri, 2014). Wetland's protection helps to ensure the continued availability of ecosystem services and biodiversity, while also promoting sustainability for both nature and humans.

## 2. Role of Wetland

Wetlands are important ecosystems that assist to maintain ecological balance while also supporting animal and human populations (Assessment, 2005; Mitsch & Gosselink, 2000). These varied ecosystems, which include marshes, swamps, bogs, and mangroves, provide a number of important services. Initially, wetlands operate as natural water cleaners, collecting sediments and impurities while increasing water quality (Scholz, 2023; Vigil, 2003). They help regulate water flow, lowering flood risk after large rains and regulating water levels during dry spells. Furthermore, wetlands serve as biodiversity hotspots, providing habitat for a diverse range of plant and animal species (Gopal, 2009; Kingsford et. al., 2016; Mittermeier et. al., 2011). They offer habitat for migratory birds, serve as breeding grounds for fish and other aquatic life, and sustain a diverse range of animal species. Aside from their ecological importance, wetlands provide valuable resources and services to human societies (Silvius et. al., 2000; Horwitz & Finlayson, 2011). They support fishing, agriculture, and tourism, which all create jobs and economic opportunities. Wetlands assist to reduce climate change by storing carbon in soil. Nonetheless, wetlands are under threat from human activities such as habitat loss, pollution, and climate change (Mitchell, 2013; Erwin, 2009; Sievers et. al., 2018). As a result, conservation activities are critical for preserving and rebuilding these vital ecosystems.

## 3. Distribution of wetland in India

Wetlands may be found all throughout India, contributing considerably to the country's ecology, biodiversity, and socioeconomic fabric. Here's a quick breakdown of their distribution: **Northern Plains:** The Indo-Gangetic plains, which encompass states like Uttar Pradesh, Bihar, and West Bengal, are home to vast wetlands created by rivers like the Ganges, Yamuna, and their tributaries (Sen, 2019; Bharati et. al., 2016). Examples include the Sundarbans, Keoladeo National Park (Bharatpur Bird Sanctuary), and a number of oxbow lakes and floodplain wetlands.

**1.3.1. Eastern and Northeastern India:** States like Assam, Manipur, and Tripura contain large wetlands, including the Brahmaputra and Barak River floodplains, seasonal beels, and the huge Loktak Lake, northeastern India's largest freshwater lake (Sarkar et. al., 2020; Chatterjee et. al., 2006; KOSYGIN; Biswas & Boruah, 2000).

**1.3.2. Western India:** Gujarat, Maharashtra, and Rajasthan have a broad range of wetlands, including coastal lagoons, estuaries, and interior lakes (Singh, 2005; Chaudhuri & Sarkar, 1998; Chakraborty et. al., 2023). Examples include Nalsarovar Bird Sanctuary, Thol Lake, and the Rann of Kutch.

**1.3.3. Southern India:** Wetlands of ecological importance may be found in the Western Ghats and coastal parts of Kerala, Karnataka, and Tamil Nadu, including backwaters, mangrove forests, and estuaries such as the Vembanad-Kol wetland system, Pulicat Lake, and Point Calimere Wildlife Sanctuary (Nazneen et. al., 2022; DasGupta & Shaw, 2013; Divinia Juanita et. al., 2023).

**1.3.4. Central India:** Wetlands generated by rivers, lakes, and reservoirs may be found in states such as Madhya Pradesh and Chhattisgarh in central India (Bassi et. al., 2014; Chandra et. al.). Examples are

Bhoj Wetland (Upper Lake) in Bhopal and Dalpat Sagar Lake in Chhattisgarh.

**1.3.5. Islands:** India's island territories, which include the Andaman and Nicobar Islands and Lakshadweep, include distinct wetland habitats such as coastal mangroves, coral reefs, and saltwater marshes.

#### 4. Water parameters studied in wetlands

The physiochemical and microbiological features of water in certain parts of Chhattisgarh need a thorough approach to determining the quality and safety of water sources (Shrivastava et. al., 2014; Dewangan et. al.,). Several key indicators are crucial for assessing the health of water bodies and identifying potential hazards to human health and the environment. Here's an overview of the parameters usually used in such assessments:

pH is a measure of how acidic or alkaline the water is. It is crucial to monitor pH levels because they can affect mineral solubility and the effectiveness of chemical reactions in water (Brown et. al., 1970; Kaszuba et. al., 2013). Turbidity refers to the cloudiness or haziness of water caused by suspended particles. High turbidity levels may indicate pollution, rendering water unsafe for drinking and aquatic life (Tarzwell, 1956; Ntengwe, 2006).

Total dissolved solids (TDS) are the concentration of dissolved inorganic substances in water. Elevated TDS levels can reduce taste and odour while also indicating the presence of contaminants such as salts, metals, and chemical substances (Marcussen et. al., 2013; Nayar, 2020; Sheibani & Mohammadi, 2018).

Dissolved oxygen (DO) is necessary for aquatic animals' existence because it promotes aerobic respiration. Pollution, organic matter decomposition, or thermal pollution can all contribute to low DO levels, which create hypoxic conditions that are detrimental to aquatic life (Gray et. al., 2002; Gobler & Baumann, 2016; Laws, 2000; Mateo-Sagasta et. al., 2018). Biochemical Oxygen Demand (BOD) is a measure of how much dissolved oxygen microbes need to degrade organic molecules in water. High BOD levels indicate organic pollution, which can deplete oxygen and harm aquatic ecosystems (Sharma & Gupta, 2014; Zaghloul et. al., 2019; Cooper, 1993; Kanu & Achi, 2011).

Chemical Oxygen Demand (COD) is the quantity of oxygen required to oxidize organic and inorganic molecules in water. Elevated COD levels indicate the presence of contaminants, which can contribute to poor water quality (Ntengwe, 2006; Akpor & Muchie, 2011; Edokpayi et. al., 2017).

Heavy metals such as lead, mercury, cadmium, and arsenic are harmful to human health even in trace concentrations. Monitoring heavy metal concentrations in water is crucial for establishing pollution levels and potential health hazards (Fernandez-Luqueno et. al., 2013; Zamora-Ledezma et. al., 2021; Mishra et. al., 2019).

**Microbial Contamination:** Microbial testing detects dangerous microorganisms such as coliform bacteria, *Escherichia coli* (*E. coli*), and other illnesses. A high microbial count indicates faecal contamination and the potential for waterborne disease (Ashbolt, 2004; Leclerc et. al., 2002; Ottoson & Stenström, 2003).

Researchers can gain valuable insights into water quality trends, identify sources of contamination, and inform pollution control and water resource management strategies by studying physiochemical and microbial parameters in water samples collected from various sources such as rivers, ponds, wells, and tap water in selected districts of Chhattisgarh. This multifaceted strategy is critical for providing safe and clean water to populations while maintaining the natural integrity of water bodies in Chhattisgarh.

# Chapter-II Review of Literature

## Pre-existing reports on Water Quality in

### Chhattisgarh

Water quality evaluation is an important facet of environmental monitoring, especially in areas experiencing problems from industry, agriculture, and urbanization. Chhattisgarh, a central Indian state, is known for its diversified habitats and abundant water resources. However, growing industrialization and urbanization have created worries about the region's water quality (Wang et. al., 2008; Duh et. al., 2008; Zehnder et. al., 2003). Several research have focused on analysing the physiochemical and microbiological characteristics of water in Chhattisgarh in order to better understand the level of pollution and its consequences for human and environmental health. These investigations emphasized the following significant conclusions and trends:

**Table 1:** Literature Review of Different studies done in Chhattisgarh



Citation	Location	Parameters Used	Analytical Methods	Result
Gupta, 2016	Durg-Rajnandgaon	pH, DO, heavy metals	Collected samples will be transferred to suitable culture medium like BG-11 medium for isolation and incubated for about two weeks in culture room at $25 \pm 1^\circ\text{C}$ under controlled continuous illumination. Standard plating / streaking techniques will be used for purification of cyanobacterial strains. The plates will be examined and the best colonies will be	Higher number of phosphates and nitrates, with sufficient amount of oxidizable organic matter and limited DO contents played a vital role in their distributional pattern. Metal binding properties of pure isolates in terms of effect of pH, time dependency and metal binding capacity of biomass and compared over control for loss during incubation. The physio-chemical characterization of the study samples will help in determining the supportive or affective conditions for growth of the species. Possibility of heavy metal resistance of isolates may lead to selection of a judicious species or consortium of



			<p>selected, picked up and re-streaked to new agar plates to obtain mono algal cultures.</p> <p>Total chlorophyll content will be measured according to Jeffrey's equation.</p> <p>Total carbohydrate content will be measured by phenol – sulphuric acid method.</p> <p>Total protein contents will be measured using BCA method.</p> <p>Five replicates will be maintained throughout the studies and the observations recorded will be analysed for</p> <p>Relative abundance,</p>	<p>metal-resistant cells, which may ensure better removal of toxic contaminants from environment.</p>
<p>Singh et. al., 2014</p>	<p>Korba, Chhattisgarh</p>	<p>pH, EC, Turbidity, TDS, DO, BOD, COD, Hardness, Conc. of Sulphate, Fluoride, Chloride, Ammonia, Phosphate</p>	<p>After sieving stones, parts of plants sediments were dried at 100 to 105° C for 4-5 hours and cooled in desiccator.</p> <p>Dried samples were grinded by rolling gently with a Mortar and converted into fine powder.</p> <p>By weight 1gm of</p>	<p>pH was found high due to mixing of hot waste water from industrial units.</p> <p>The electrical conductivity was found high.</p> <p>The high value of turbidity was due to the mixing of water-soluble wastes discharged by motor vehicles and industrial units.</p> <p>Higher TDS indicates the salinity behaviour of water and contains higher quantity of minerals.</p> <p>DO was found low in summer</p>

			<p>sediment was digested with mixture of Conc. <math>H_2O_2</math>, HCl, <math>HNO_3</math> and then added 10ml of distilled water and filtered by using Whatman filter paper no. 41 in a 100 ml volumetric flask.</p>	<p>season while higher in winter season. BOD indicates microbial pollution in water. COD were found normal. The hardness of water was recorded high. Conc. Of Sulphate: 34 – 123 mg/L. (Max. 250 mg/L) Conc. Of Fluoride: 0.1 – 0.7 mg/L. (Max 250 mg/L) Conc. Of Chloride: 19 – 78 mg/L. (Max 250 mg/L) Conc. Of Ammonia: 0.04 – 0.08 mg/L. (Max 0.02 mg/ L) Conc. of Phosphate: 0.3 – 2.7 mg/L (Max 0.1 mg/L) [Phosphate increases the growth rate of blue green algae causing the water unsuitable for bathing and reduces dissolved oxygen levels in water.</p>
--	--	--	--	---


Kumar et. al., 2023	Raipur district's Kharun River	pH, EC, TDS, turbidity, BOD, COD, Heavy metals	Using a spectrophotometer, concentration of metals, including Cu, Cr, Zn, Pb, Mn, As, Cd, Co, Ni, Sn, and Fe, has been determined. On a hot plate, samples of water and sediment were digested with an acid solution (10 ml HNO <sub>3</sub>	a Water of Kharun river was somewhat the alkaline, with the monsoon season having of the highest pH level of 7.9 and the summer season having the lowest pH level. The summer saw the highest EC value of river water, which was higher than the permitted maximum value of 993.43 S/cm. The monsoon season saw the lowest EC value. Lower values were reported during the monsoon season apparently owing to dilution of river water, and
---------------------	--------------------------------	--	--	--





			<p>+ 5 ml HCl4).</p> <p>The samples were prepared in 25 ml of deionized water and maintained at 40°C. Metal standard solution calibration curves were used for metal quantification.</p>	<p>greater values of EC in the summer season region are plainly impacted by the industrial municipal effluents released, which may contain various ions like OH, CO<sub>3</sub><sup>2-</sup>, Cl<sup>-</sup>, Ca<sup>2+</sup>, K<sup>+</sup>, Na<sup>+</sup>, SO<sub>4</sub><sup>2+</sup>, etc. The Kharun River's water had a maximum TDS value during the summer that was greater than the allowable limit of 603.15 mg/L and a minimum TDS value during the winter.</p> <p>The fact that there are more chemicals, minerals, and wastewater released from industries during the summer is clearly the cause of the higher TDS readings in that area.</p> <p>The turbidity of the water in the Kharun River was found to be at its highest through the summer and at its lowest through the monsoon season.</p> <p>The biological aerobic breakdown of huge amounts of organic material causes a significant amount of dissolved oxygen to be rapidly consumed, affecting the water quality and aquatic life.</p> <p>Every season, it is discovered that the BOD and COD values are significantly higher than the thresholds.</p> <p>the seasonal standard concentration</p>
--	--	--	--	--

				<p>of heavy metals dropped in the following order: Zn &gt; Cr &gt; Sn &gt; As &gt; Cu &gt; Cd &gt; Pb &gt; Co &gt; Ni &gt; Fe &gt; Mn.</p> <p>This metal mostly enters the environment through anthropogenic activities including mining, industrial wastewater runoff from agriculture, and urban wastewater, as well as usual activities such as soil corrosion.</p>
--	--	--	--	--



Sahu et. al., 2018	Rajnandgaon, Chhattisgarh	pH, DO, ORP, EC, Conc. of F, Cl, NO <sub>3</sub> , SO <sub>4</sub> , Na, K, Mg, Ca	Physical parameters, such as DO, pH, ORP, EC were measured at the spot. The Met Rohm ion meter - 720 was used for the monitoring of F <sup>-</sup> in the presence of buffer. TISAB – III buffer (300 g sodium citrate, 22 g 1,2-cyclohexanediamine- N, N, N, N-tetra acetic acid and 60 g NaCl in a volume of 1 L with the deionized Water) was used to make a subsequent adjustment of pH value at 5.0 – 5.5.	Value of pH: 6.5-8.1 Value of DO: 6.6-8.3 mg/L Value of ORP: 176- 251 mV Value of EC: 212- 599 $\mu$ S/ cm. Conc. of F: 1.6- 5.5 mg/ L Conc. of Cl: 15- 51 mg/ L Conc. of NO <sub>3</sub> : 11- 51 mg/ L Conc. of SO <sub>4</sub> <sup>2-</sup> : 24- 88 mg/ L Conc. of Na <sup>+</sup> : 14- 64 mg/ L Conc. of K <sup>+</sup> : 11- 23 mg/ L Conc. of Mg <sup>2+</sup> : 12- 71 mg/ L Conc. of Ca <sup>2+</sup> : 14- 78 mg/ L Conc. of metals are present in the order: U < Cd < Th < Pb < Sb < As < Cu < Cr < Zn < Mn < Fe < F <sup>-</sup> < K < Cl <sup>-</sup> < NO <sub>3</sub> <sup>-</sup> < Na < Ca < Mg < SO <sub>4</sub> <sup>2-</sup> . The concentration of F <sup>-</sup> , As, Mn and Fe in the pond water was found above the recommended value of 1.5, 0.01, 0.05 and 0.30 mg/L, respectively.
--------------------	---------------------------	--	---	--

				High amount of F <sup>-</sup> results in the appearance of diseases i.e., lesion of teeth, skin, hair and nails and skeletal fluorosis.
Shankar et. al., 2021	Raipur, Chhattisgarh	pH, DO, Cl content		<p>A low number of pH below 4.0, on the other hand, indicates a sour flavour, while a higher value beyond 8.5 indicates an alkaline taste.</p> <p>The alkalinity of Methyl Orange was measured between 240 and 440 mg/l, indicating the lack of Hydroxyl and Carbonate and the presence of Bicarbonate.</p> <p>Water with a dissolved solid content of less than 500 mg/l is typically suitable for household and industrial usage. Water with more than 1000 mg/l dissolved solids generally contains minerals that give it a particular flavour or render it unfit for human consumption.</p> <p>The high chloride concentration in water might be attributed to contamination from sewage and municipal waste chloride affluent effluent.</p> <p>DO levels below 1 mg/L are insufficient to maintain fish, while values below 2 mg/L may result in the death of most fish. DO concentration should be over 6.0 mg/L for drinking water, and more than 5.0 mg/L is advised for</p>

				fisheries, recreation and irrigation.
--	--	--	--	---------------------------------------

### Objective of the study

The research on the Assessment of Physiochemical and Microbial Tests of Water in Selected Districts of Chhattisgarh aims to conduct a comprehensive analysis of water quality indicators in order to:

- Evaluate the physio-chemical characteristics of water
- Determine the microbial contamination levels
- Identify variations in water quality
- Assess the impact of anthropogenic activities
- Provide recommendations for water quality management

## *Chapter-III Methods and Methodology*

Chhattisgarh, located in Central India between latitudes 17°46'N to 24°8'N and longitudes 80°15'E to 84°24'E, is the ninth largest state by geographical area and the seventeenth most populous, with about 30 million people. Chhattisgarh was once a part of Madhya Pradesh until becoming a separate state on November 1, 2000, with Raipur as its capital (Bhatti et al., 2018). The state's topography is diverse, with steep hills to the north and south and a fertile plain in the middle. Gaurkata, the highest peak in Samri's Balrampur-Ramanujganj district, is a notable landmark. The Eastern Highlands of the state are covered with deciduous trees, accounting for around 44%. To the north, the Rihand River, a Ganges tributary, drains the huge Indo-Gangetic plains (Asriansyah et al., 2021). Other prominent rivers are Jonk, Kelo, Udanti, Indrawati, Sheonath, Hasdeo, Mand, Eeb, Pairi Arpa, and Maniyari. Chhattisgarh is divided into three major regions: northern, middle plains, and southern.

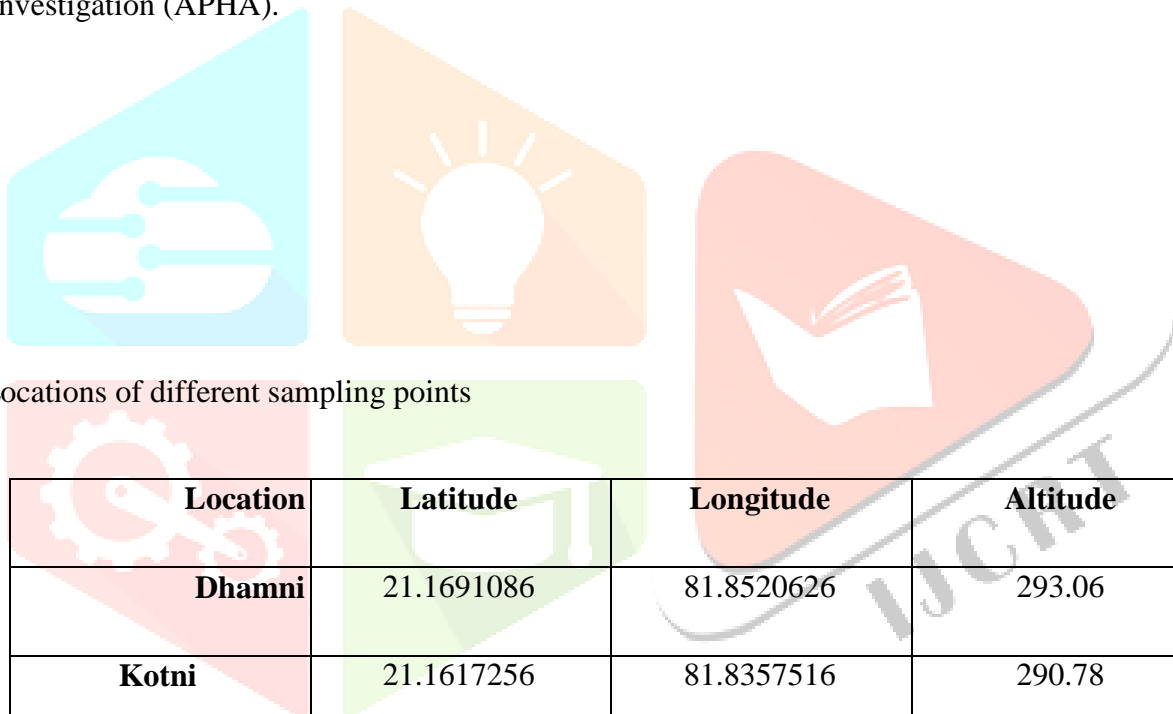
### 1. Study Area

The current study focuses on aquatic ecosystems, namely ponds (wetlands) in Raipur, Chhattisgarh. Because to its closeness to the Tropic of Cancer, Chhattisgarh has a primarily tropical environment with high temperatures and humidity (Wu et. al., 2011)). The monsoon season generates the majority of the region's precipitation. The summer season, which runs from April to June, may be warm, with temperatures reaching the mid-40s. The monsoon season,

which lasts from late June to October, provides relief from the harsh summer heat by covering the whole state in lush greenery and culminates in a series of waterfalls. Winter in Chhattisgarh is pleasant, with lower temperatures and less humidity. Summer temperatures normally range from 30 to 47°C (86 to 117°F), whereas winter temperatures range from 5 to 25°C (41 to 77°F). The climate may be dramatic, with temperature changes ranging from 0°C to 49°C. The Mahanadi River is significant in that it is the state's principal river (Sellami et. al., 2010).

## 2. Data Collection

The survey was conducted during the summer months of April and May in the ponds of Raipur District villages Dhamni, Kotni, Kuhera, Palaud, and Sector-27. Hand pumps, bore wells, and surface water bodies such as rivers and ponds will be sampled (Tiwari et al. 2016). Two liters of water were collected from each site and stored in a clean plastic container for future investigation (APHA).



**Table 2:** Locations of different sampling points

Location	Latitude	Longitude	Altitude
Dhamni	21.1691086	81.8520626	293.06
Kotni	21.1617256	81.8357516	290.78
Palaud	21.8213387	81.8213387	301.02
Kuhera	21.15496	81.80877	310
Sector-27	21.164993	81.775307	308

## 3. Data Analysis

### 1. Physio-Chemical Analysis

A range of physio-chemical parameters will be analyzed, including:



- . pH: measured using a calibrated pH meter.
- i. Temperature: measured using a thermometer.
- ii. Electrical Conductivity (EC): measured using a conductivity meter.
- iv. Total Dissolved Solids (TDS): measured using a gravimetric method or a conductivity meter.
- v. Turbidity: measured using a nephelometer. Reference:
- vi. Major ions (e.g., Calcium, Magnesium, Chlorides, Nitrates, Sulphates): measured using titrimetric or spectroscopic methods.

## 2. Microbial Analysis

**Microbial Contamination:** The presence and levels of fecal coliform bacteria will be determined using the Most Probable Number (MPN) technique or membrane filtration methods.

## Chapter-IV Results

### Physio-Chemical Parameter Analysis

**Table 3:** Physio-Chemical Parameters of different Locations

Parameter	Dhamni	Kotni	Palaud	Kuhera	Sector-27
pH	7.2	7.0	7.5	7.3	7.1
Temperature (°C)	29.5	30.0	29.8	29.7	29.9
EC ( $\mu\text{S}/\text{cm}$ )	650	620	630	640	660
TDS (mg/L)	300	310	320	330	290
Turbidity (NTU)	5.2	5.0	5.5	5.3	5.1
Calcium (mg/L)	50	52	48	51	49

<b>Magnesium (mg/L)</b>	30	28	32	29	31
<b>Chlorides (mg/L)</b>	100	98	102	99	101
<b>Nitrates (mg/L)</b>	5.5	5.3	5.7	5.6	5.4
<b>Sulphates (mg/L)</b>	40	42	38	41	39

- **pH Level:** The pH values range from 7.0 to 7.5 across the sampled locations, indicating slightly alkaline to neutral conditions.
- **Temperature (°C):** Temperature measurements range from 29.5°C to 30.0°C, suggesting relatively consistent water temperatures among the sampled locations.
- **Electrical Conductivity (EC) (µS/cm):** EC values vary from 620 to 660 µS/cm, indicating differences in the conductivity of water samples, which may reflect variations in dissolved mineral content.
- **Total Dissolved Solids (TDS) (mg/l):** TDS concentrations range from 290 to 330 mg/L, indicating differences in the amount of dissolved substances present in the water samples.
- **Turbidity:** Turbidity values range from 5.0 to 5.5 NTU, suggesting relatively low levels of suspended particles in the water samples.
- **Calcium (mg/l):** Calcium concentrations range from 48 to 52 mg/L, indicating variations in the calcium content of the water samples.
- **Magnesium (mg/l):** Magnesium concentrations range from 28 to 32 mg/L, reflecting differences in the magnesium content across the sampled locations.
- **Chlorides (mg/l):** Chloride concentrations range from 98 to 102 mg/L, indicating variations in the chloride content of the water samples.
- **Nitrates (mg/l):** Nitrate concentrations range from 5.3 to 5.7 mg/L, suggesting similar levels of nitrate contamination across the sampled locations.
- **Sulphates (mg/l):** Sulphate concentrations range from 38 to 42 mg/L, indicating differences in the sulphate content of the water samples.

## 1. Variation of the pH of the water tested

These pH values enable one to deduce that the water samples are often found to be neutral to somewhat alkaline. While less than 7.0 pH values point to acidity, more than 7.0 pH readings imply alkalinity. Seven pH is regarded to be neutral.

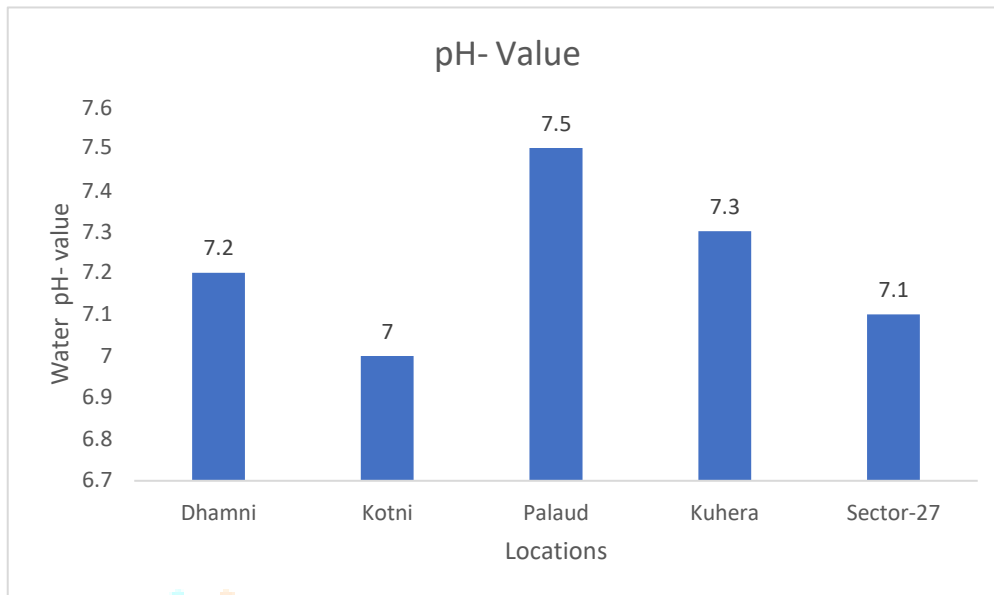
Given their pH values of 7.2 and 7.2, respectively, Dhamni and Kuhera point to a moderately alkaline environment.

Palaud, with its pH of 7.5, indicates that the water is somewhat alkaline. Pavlova is the water with the highest acidity.

Kotni and Sector-27 are characterized by conditions that range from neutral to fairly alkaline. Its pH values are what characterize them; they are 7.0 and 7.1, respectively.

The variations in pH levels are most likely the result of geological characteristics, land use patterns, and human activity in the various locations (Balstrøm et. al., 2013; Pouvat et. al., 2007). It is crucial to monitor pH because it influences the availability of nutrients, the solubility of minerals, and the general state of aquatic ecosystems (Boyd et. al., 2016). More study on the elements generating pH changes may shed significant insight on the dynamics of water quality and provide appropriate management techniques.





**Fig 1:** pH value of waterbodies of different sites

## 2. Variation of the EC of the water tested

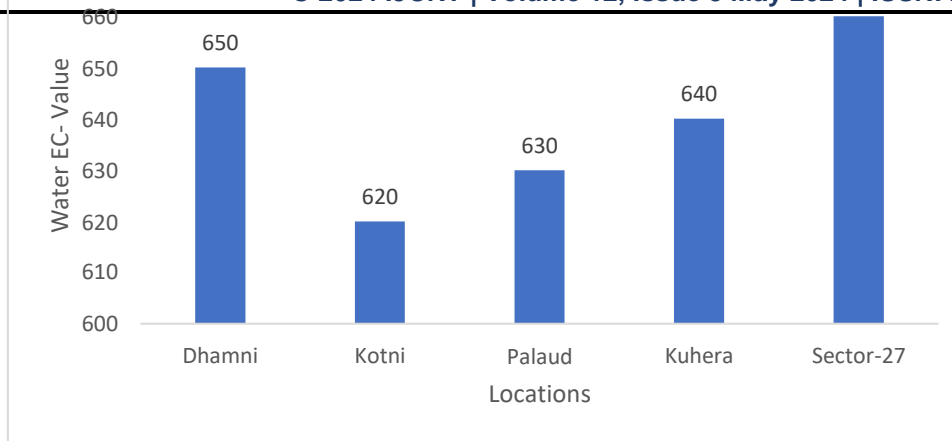
At 660  $\mu\text{S}/\text{cm}$ , Sector-27 has the highest EC value, indicating somewhat greater dissolved solid concentrations than other sites.

With an EC of 650  $\mu\text{S}/\text{cm}$ , Dhamni shows somewhat lower but still high quantities of dissolved solids.

With a 640  $\mu\text{S}/\text{cm}$  EC value, Kuhera follows closely. Palaud has the lowest EC value of all the sites—630  $\mu\text{S}/\text{cm}$ .

With 620  $\mu\text{S}/\text{cm}$ , Kotni's EC value is the second lowest.

The causes of these changes in EC values might include industrial operations, agricultural runoff, geological formations, and human inputs (Artiola et. al., 2019). High EC values have an effect on the flavor, irrigation appropriateness, and health of aquatic ecosystems of water (Arshad & Shakoor, 2017; Ali & Ali, 2010). Evaluation of water quality, detection of pollution sources, and use of suitable management strategies to guarantee the sustainability of water resources depend on an understanding of EC fluctuations.



**Fig 2:** EC of waterbodies of different Locations

### 3. Variation of the TDS of the water tested

From the above readings, we can say that,

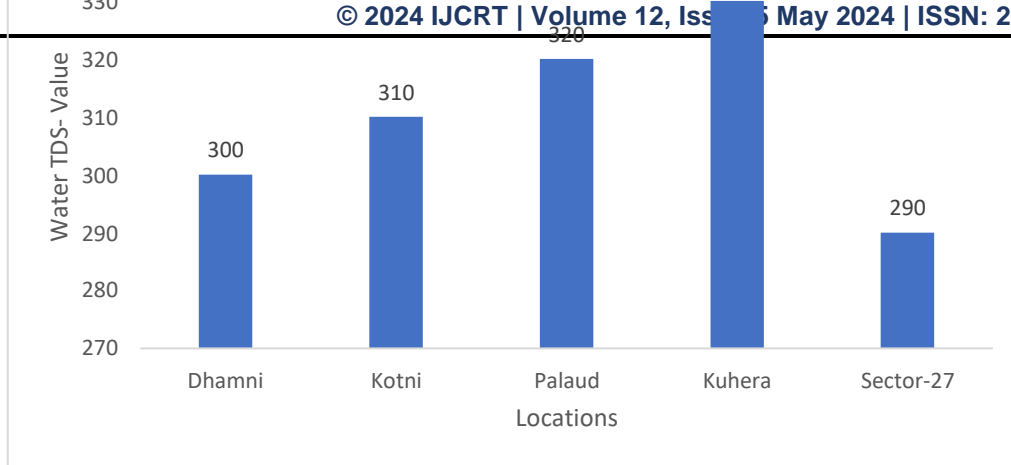
The 330 mg/L greatest TDS result at Kuhera points to somewhat greater dissolved solid concentrations than at other sites.

At 320 mg/L, Palaud takes second position.

A TDS value of 310 mg/L for Kotni indicates somewhat lower but still noteworthy amounts of dissolved solids.

At 300 mg/L, Dhamni has the second-lowest TDS value among the sites. Sector-27 has the lowest TDS reading—290 mg/L.

The natural weathering processes, land use patterns, industrial activities, agricultural runoff, and geological features may all affect these differences in TDS levels. Aside from taste, scaling in pipes and appliances, and appropriateness of water for industrial, irrigation, and drinking purposes, high TDS levels may also impact water quality (DeZaune, 1997); Frimpong, 2019). To evaluate water quality, identify causes of pollution, and put in place suitable management strategies, TDS levels must be monitored.



**Fig 3:** TDS value of waterbodies of different sites

#### 4. Variation of the Turbidity of the water tested

The measurement of turbidity is the degree of haziness or cloudiness in water brought on by suspended particles like plankton, silt, clay, and organic debris (Adjovu et. al., 2023). More suspended particles in the water are indicated by higher turbidity readings, which may have an impact on its cleanliness, appeal, and effectiveness of water treatment methods (Gumbi, 2020).

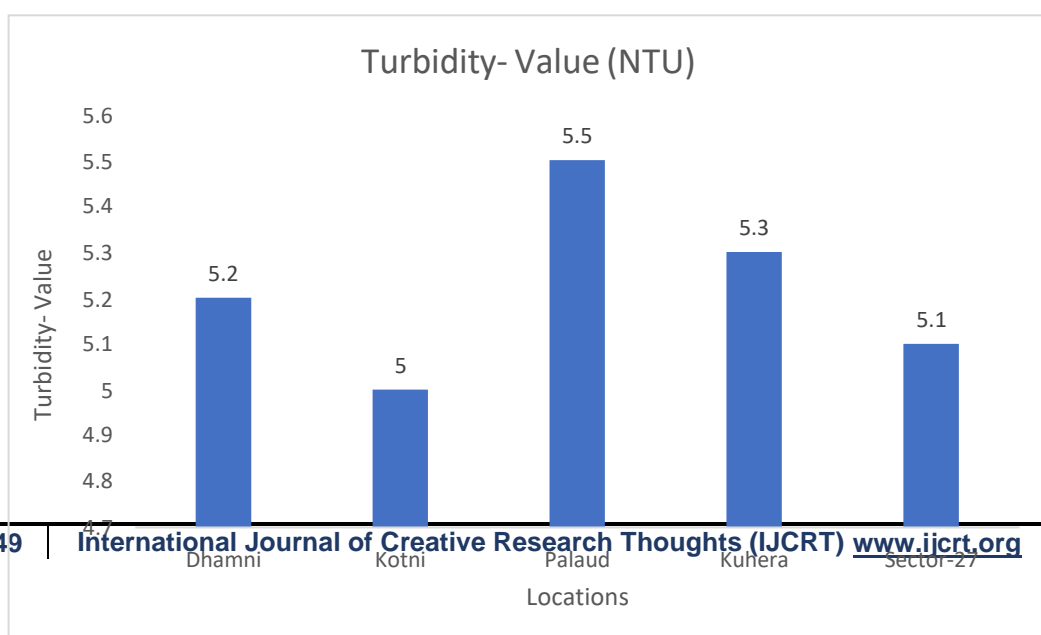
At 5.5 NTU of turbidity, Palaud seems to have a bit more suspended particles than the surrounding areas.

The turbidity readings show a bit lower but still substantial number of suspended particles at 5.2 NTU for Kuhera and 5.2 NTU for Dhamni, respectively.

At only 5.1 NTU, Sector-27 is the least turbid.

Kotni, with its 5.0 NTU, is the second lowest in turbidity.

Various turbidity readings may result from natural sedimentation processes, industrial discharges, urban runoff, agricultural runoff, and soil erosion (Shen et. al., 2018; Hart, 2006). High turbidity levels may negatively affect aquatic ecosystems, microorganism habitat, photosynthetic suppression, and decreased light penetration among other aspects of water quality (Bilotta & Brazier, 2008; Dunlop et. al., 2005). To evaluate the quality of water, identify sources of pollution, and carry out suitable management strategies to guarantee the longevity and security of water resources, turbidity levels must be monitored.





**Fig 4:** Turbidity value of waterbodies of different sites

## 5. Variation of the Calcium ion content in the water tested

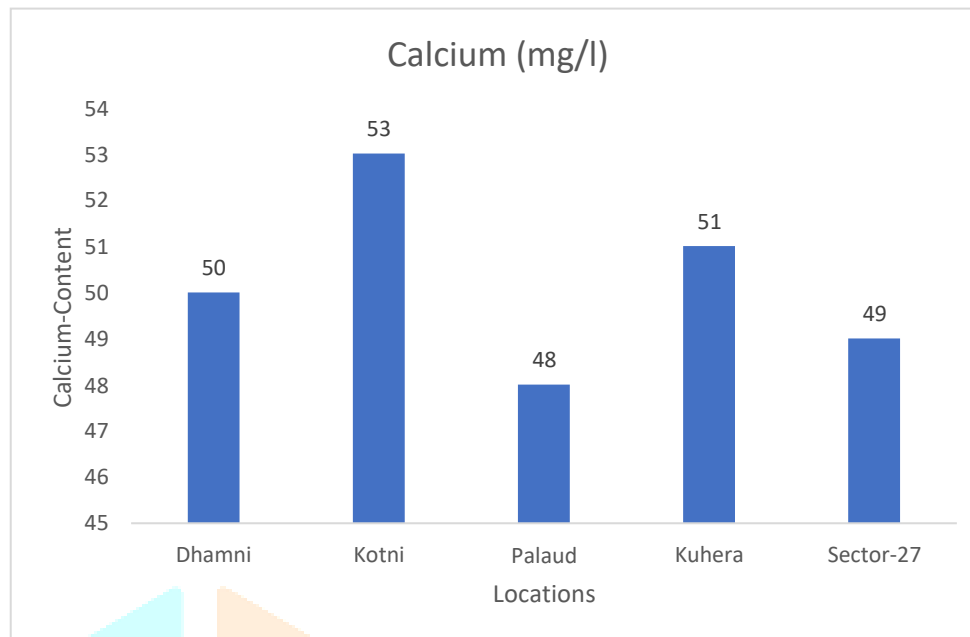
A vital element of water, calcium is mostly derived from the disintegration of limestone and other calcium-containing rocks in geological formations (Ali & Hascakir, 2017; Saad et. al., 2023). Being an important part of water hardness, it is necessary for many physiological and biological functions.

The greatest calcium content of 52 mg/L in Kotni indicates that the area has considerably higher calcium levels than other places.

Second place goes to Kuhera with 51 mg/L of calcium.

Dhamni and Sector-27 have calcium contents of 50 mg/L and 49 mg/L, respectively. Palaud has the lowest calcium content—48 mg/L—of all of the locations.

These variations in calcium concentrations may be caused by the local geology, groundwater flow patterns, and the breakdown of minerals in the aquifer that contain calcium (Razowska- Jaworek, 2014; Schot & Wassen, 1993). They must be monitored because calcium levels influence water hardness, which in turn affects water taste, the effectiveness of water treatment methods, and the formation of scale in pipes and appliances. Calcium is also very important to the ecology and aquatic life.



**Table 5:** Calcium content of waterbodies of different sites

## 6. Variation of the Magnesium ion content in the water tested

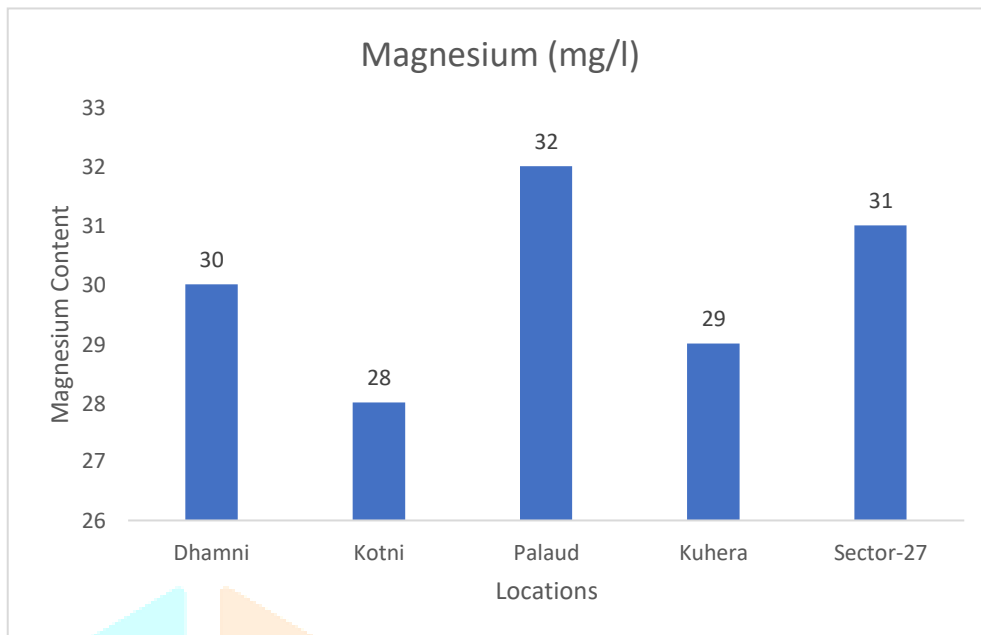
Usually acquired via the disintegration of magnesium-containing rocks in geological formations, magnesium is a crucial component of water (Shand, 2006; MacAdam & Jarvis, 2015). Together with calcium, it increases the hardness of water and functions in several physiological and biological processes.

Among all the locations, Palaud has the greatest magnesium content—32 mg/L. Closely behind with 31 mg/L of magnesium is Sector-27.

A thirty milligramme magnesium is present in Dhamni.

The magnesium concentrations in Kuhera and Kotni are 29 mg/L and 28 mg/L, respectively.

Different magnesium concentrations may be influenced by human activities, patterns of groundwater migration, and the composition of geological formations (Liu et. al., 2022; Ahmed et. al., 2013). Monitor magnesium levels since they impact water hardness, which in turn determines whether water is fit for drinking, irrigation, and industrial usage (Patil et. al., 2012; Sappa et. al., 2014). Living creatures and aquatic ecosystems also need magnesium.



**Table 6:** Magnesium content of waterbodies of different sites

## 7. Variation of the Chloride ion content in the water tested

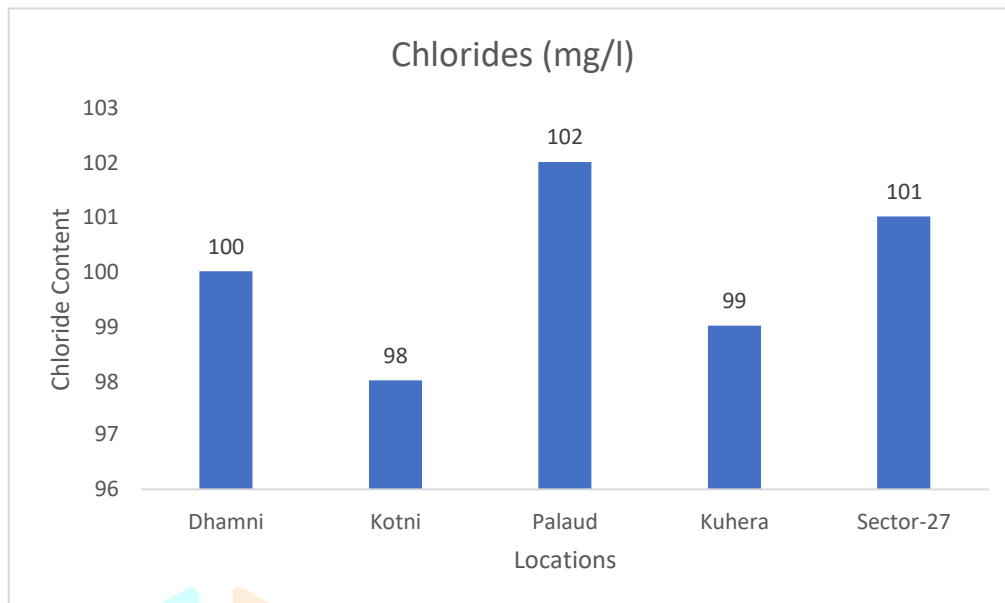
Commonly occurring ions in water, chlorides come from both natural sources such road salts, industrial discharges, and sewage effluents as well as from the breakdown of minerals containing chloride in geological structures (Granato et. al., 2015; Novotny et. al., 2009).

With a value of 102 mg/L, Palaud has the highest chloride content among all the places. Following closely with a chloride content of 101 mg/L is Sector-27.

Chloride content of Dhamni is 100 mg/L.

With chloride levels of 99 mg/L in Kuhera and 98 mg/L in Kotni, respectively.

Hydrological processes, proximity to pollution sources, land use patterns, and geological features may all affect these fluctuations in chloride concentrations (Jiang & Yan, 2010; Ledford et. al., 2016). Because they may impact the taste, corrosiveness, and quality of water as well as the health of aquatic ecosystems and species, chlorine levels should be closely monitored (Dietrich & Burlingame, 2015; Bozorg-Haddad et. al., 2021). High chloride levels in drinking water may also be harmful to health, especially for those with certain medical issues.



**Fig 7:** Chloride content of waterbodies of different sites

## 8. Variation of the Nitrate ion content in the water tested

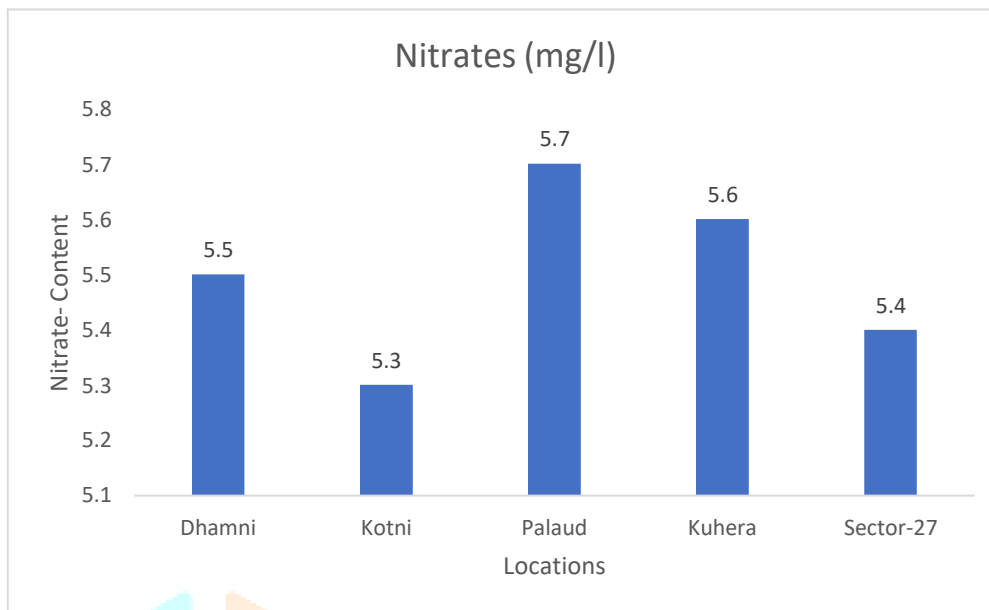
Common in water, nitrates are nitrogen-containing compounds originating from, among other natural and man-made sources, fertilizer applications, agricultural runoff, and sewage effluents (Viets Jr, 1974; Bellingham, 2012).

Palaud has somewhat greater nitrate levels than other locations, peaking at 5.7 mg/L. Just behind with 5.6 mg/L is Kuhera.

Dhamni has 5.5 mg/L of nitrate.

Sector 27's is 5.4 mg/L, whereas Kotni's is 5.3 mg/L.

Variations in nitrate levels may be brought on by soil characteristics, land use activities, natural processes, and agricultural practices. High nitrate content in water may be harmful for infants and expecting women in particular because too much of it may produce methemoglobinemia, sometimes referred to as "blue baby syndrome" (Johnson, 2019; Gehle, 2013; Brender, 2020). Moreover, eutrophication brought on by nitrates in aquatic settings may cause algal blooms and worsening water quality (Wurtsbaugh et. al., 2019; Khan & Mohammad, 2014; Ansari et. al., 2011). Monitoring nitrate levels thus becomes essential to the assessment of water quality as well as the preservation of the environment and human health.



**Fig 8:** Nitrate content of waterbodies of different sites

## 9. Variation of the Sulphate ion content in the water tested

Sulphates are substances that consist of atoms of sulphur and oxygen that are often found in water sources as a result of both natural processes like the weathering of rocks and minerals and human activities like industrial discharges and agricultural runoff (Zak et. al., 2021; Akhtar et. al., 2021; Tiwari et. al., 2013).

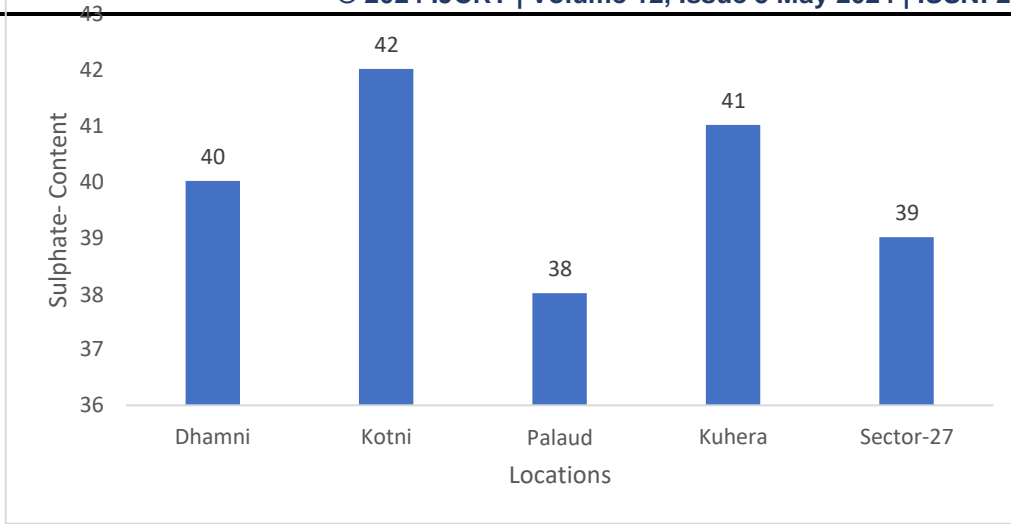
There are probably higher Sulphates in Kotni than elsewhere, based on the highest Sulphate level of 42 mg/L.

Next with 41 mg/L of Sulphate is Kuhera.

Sector-27 has 39 mg/L of sulphate while Dhamni has 40 mg/L.

Palaud has the lowest Sulphate content—38 mg/L—of all the locations.

Sulphate concentrations may alter in response to geological characteristics, industrial activities, agricultural practices, and proximity to pollution sources (Zak et. al., 2021; Jakóbczyk-Karpierz et. al., 2017). Sulphate levels should be regularly checked as they may affect the flavour, odour, and quality of the water as well as how corrosive it is to plumbing systems (Dorman, 1992; Dietrich & Burlingame, 2015; Suffet et. al., 1995). Additionally contributing to scale build-up in pipes and appliances might be high Sulphate levels. Monitoring Sulphate levels, therefore, is necessary to assess the quality of the water and to ascertain the safety and sustainability of water resources.



**Fig 9:** Sulphate content of waterbodies of different sites

## 2. Microbial Test Analysis

**Table 4:** Microbial Test analysis of different Locations

Location	Fecal Coliform Bacteria
Dhamni	100
Kotni	50
Kuhera	150
Palaud	75
Sector-27	30

Microbial analysis indicated the presence of fecal coliform bacteria in all samples. However, the levels varied considerably, with Kuhera exhibiting the highest count (150 MPN/100mL) and Sector-27 showing the lowest (30 MPN/100mL). It is important to note that the acceptable limit for fecal coliform bacteria in drinking water is 0 MPN/100mL.

## 3. Impact of Anthropogenic Activities

### 1. Agricultural Runoff

Fertilizers and pesticides are only two examples of agricultural practices that add to the nutrient load in water systems. Eutrophication, brought on by high concentrations of nutrients from fertilizers like phosphates and nitrates, may result in algal blooms, oxygen depletion, and water quality deterioration (Wurtsbaugh et. al., 2019; Khan & Mohammad, 2014; Ansari et. al., 2011; Smith et. al., 1999; Mishra, 2023; Pathak & Pathak, 2012; Purohit).

Agricultural methods that cause soil erosion may cause sedimentation in aquatic bodies to rise, which raises turbidity and reduces light penetration (Oschwald, 1972; Boyd & Boyd, 2020; 2015; Wantzen & Mol, 2013; Rickson, 2014; Ekholm & Lehtoranta, 2012; Singh & Gupta, 2016). Aquatic environments may be impacted, photosynthesis hampered,



and aquatic life's health may suffer. Pesticide and herbicide residues in runoff from agricultural fields may pollute water supplies and endanger aquatic ecosystems as well as human health (Ali et. al., 2021; Kaur & Sinha, 2019; Anju et. al., 2010; Tudi et. al., 2021; Zahoor & Mushtaq, 2023; Rad et. al., 2022).

## 2. Urban Wastewater Discharge

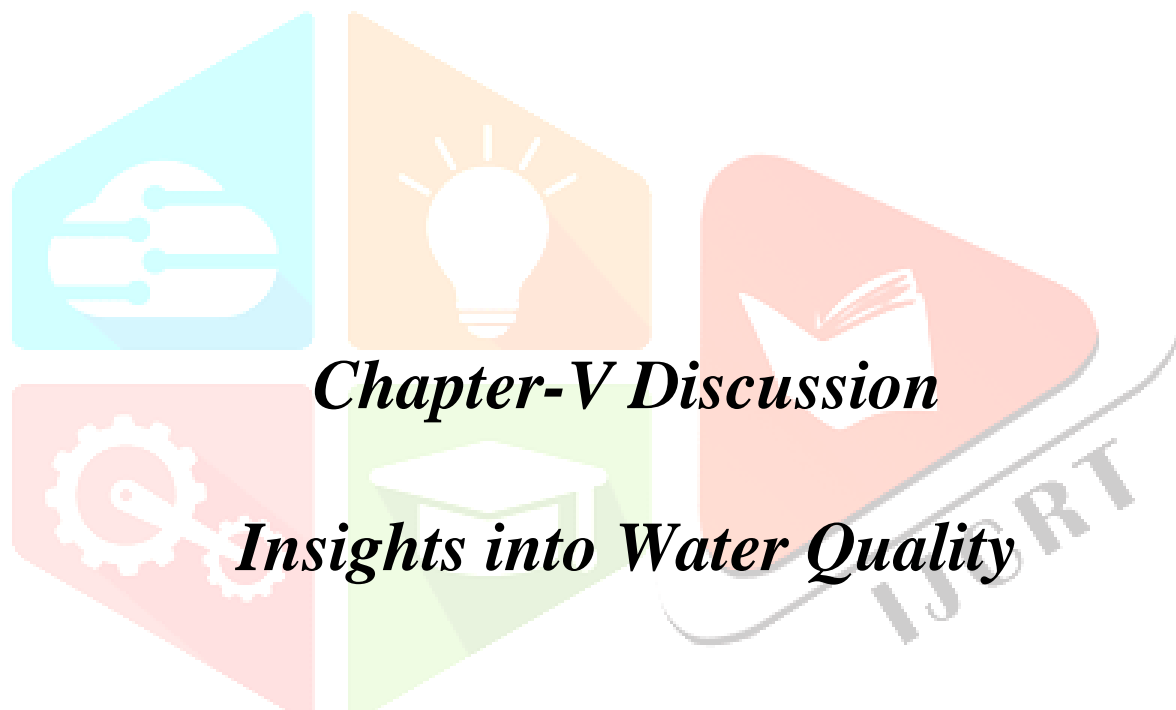
Human and animal waste are often found in urban wastewater, introducing illnesses including bacteria, viruses, and parasites. The release of untreated or badly treated wastewater into bodies of water may cause microbial contamination, increasing the risk of waterborne infections such as diarrhoea, cholera, and typhoid fever (Tariq & Mushtaq, 2023; Fazal-ur- Rehman, 2019; Akpor & Muchie, 2011; Rath, 2021; Agarwal et. al., 2022; Okereke et. al., 2016; Ali et. al., 2021). Contaminants in urban wastewater include heavy metals, pharmaceuticals, and industrial chemicals (Teijon et. al., 2010; Shraim et. al., 2017; Margot et. al., 2015; Williams et. al., 2019; Ahmed et. al., 2021). These toxins have the potential to pollute bodies of water, bioaccumulate in aquatic species, and jeopardize human and environmental health. When wastewater is deposited into bodies of water, nutrients such as nitrogen and phosphorus may contribute to eutrophication (Khan & Mohammad, 2014; Carey & Migliaccio, 2009; Le et. al., 2010). Excessive nutrient enrichment may promote algal growth, causing water quality degradation and ecological imbalances.

## 3. Public Health Risks

Waterborne pathogens, such as bacteria, viruses, and parasites, may cause illness and even death, particularly in vulnerable populations such as children, the elderly, and people with compromised immune systems. Long-term exposure to water pollutants, such as heavy metals, pesticides, and industrial chemicals, may result in cancer, neurological disorders, reproductive issues, and developmental defects (Rehman et. al., 2018; Shetty et. al., 2023; Ojha & Tiwary, 2021; Babuji et. al., 2023). These health impacts may emerge gradually and have far-reaching implications for public health and well-being. Communities that use polluted water for drinking, cooking, and sanitation are more likely to develop water-borne diseases (Zahid, 2018; Hamner et. al., 2006; Ntajal et. al., 2022). Lack of access to safe and clean water exacerbates health disparities and socioeconomic inequalities, disproportionately affecting vulnerable groups such as rural areas, indigenous communities, and low-income households (Levy & Patz, 2015; Smith et.al., 2022). Waterborne infections and chronic health conditions have a significant financial effect on individuals, families, healthcare systems, and the whole economy (Malik et. al., 2012; Pathak, 2015; Butt & Khair, 2016). Treatment costs, productivity losses, and healthcare expenditures associated with water- related diseases may put a burden on limited resources and stymie economic development (Hansen & Bhatia, 2004; Lall et. al., 2017; House, 2005). Contamination of water sources affects not only human health, but also the ecology and ecological integrity. Pollutants injected into bodies of water may harm aquatic life, disrupt ecosystems, degrade water quality, and endanger biodiversity, culminating in a cascade of ecological consequences (Chakraborty et. al., 2023; Gonçalves & Summers, 2024; Kennish & Paerl, 2010). Empowering people and communities to advocate for safe water access, sanitation infrastructure, and environmental stewardship is essential for addressing water-related health challenges (Jiménez et. al., 2019; Ajith et. al.,

2022; Herrera, 2019). Raising public awareness and education on water quality issues, health risks, and preventative measures is crucial for encouraging informed decision-making, behaviour change, and community empowerment (Blackstock et. al., 2010; Gram, 2018; Yigitcanlar, 2009; Bullard & Johnson, 2000).

The combined consequences of agricultural runoff, urban wastewater discharge, and public health threats need integrated approaches that include water resource management, pollution control, public health interventions, and community engagement (Hanjra et. al., 2012; Volenzo & Odiyo, 2018; Scheierling et. al., 2010; Rauh & Hughes, 2024; Zahoor & Mushtaq, 2023). Implementing pollution-reduction measures, improving wastewater treatment facilities, promoting sustainable farming practices, and raising public awareness and education are vital for maintaining water quality, human health, and developing resilient communities in Chhattisgarh and elsewhere.



A detailed analysis of several parameters, ranging from pH levels to microbial makeup, has provided important insights into water quality.

First, the physiochemical analysis revealed considerable disparities among several areas of Chhattisgarh. pH, electrical conductivity, total dissolved solids, turbidity, and ion concentrations such as calcium, magnesium, chlorides, nitrates, and sulphates all exhibit broad ranges, illustrating the complex interplay of natural and anthropogenic elements that influence water quality. These variations underscore the need of localized monitoring and management operations that are tailored to each district's specific environmental conditions and water use patterns (Cleland et. al., 1997).

Moreover, microbiological testing confirmed the presence of potentially harmful microorganisms in water samples. The discovery of microbiological contaminants highlights the need of stringent water quality regulations and proper sanitation practices in limiting the spread of waterborne infections and protecting public health (Agbasi et. al., 2024;

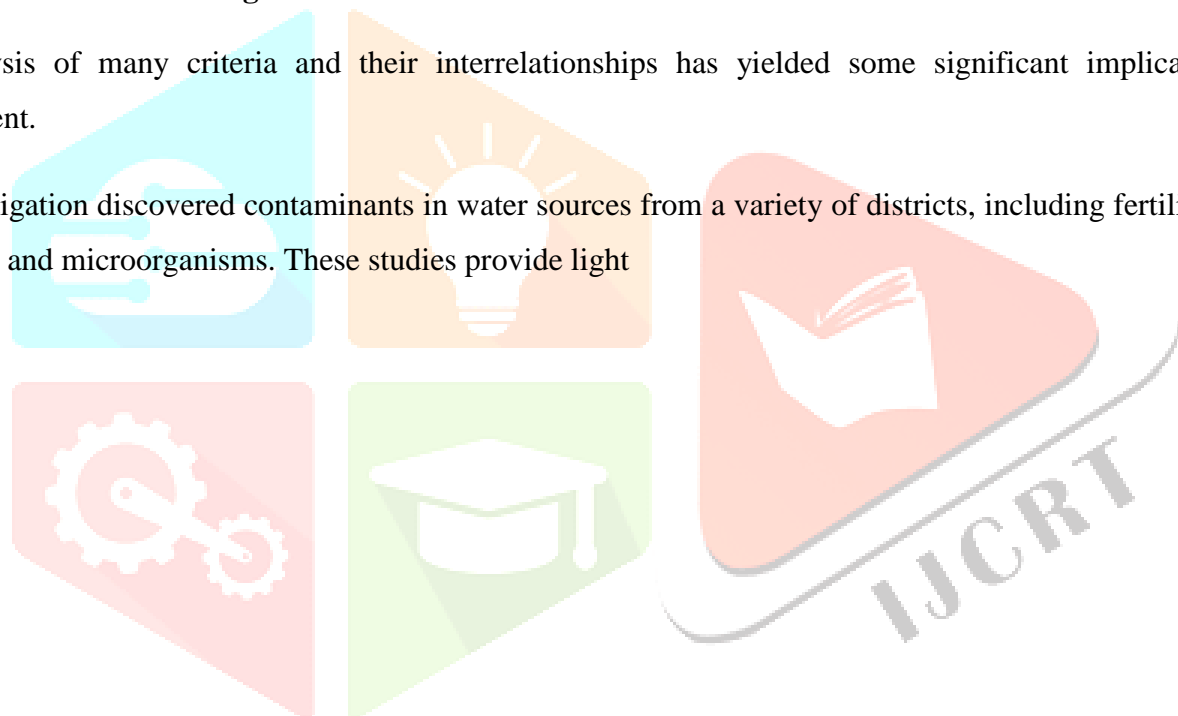
Daud et. al., 2017; Schwarzenbach et. al., 2010). Understanding the microbial composition and dynamics of water sources is crucial for recognizing pollution sources, assessing health risks, and carrying out targeted activities to ensure community drinking water safety (Holcomb & Stewart, 2020; WHO, 2016; Zhang & Liu, 2019; Szewzyk et. al., 2000).

Overall, the results of this extensive study provide the framework for informed decision- making and action to address water quality challenges in Chhattisgarh. Using these insights, stakeholders may develop evidence-based strategies for water management, pollution prevention, and public health protection. Collaboration among government agencies, research institutions, local communities, and civil society organizations is critical for translating these insights into actionable steps to protect water resources, promote environmental sustainability, and improve the well-being of Chhattisgarh residents.

### 1. Implication for water management

The analysis of many criteria and their interrelationships has yielded some significant implications for water management.

The investigation discovered contaminants in water sources from a variety of districts, including fertilizers, sediments, pesticides, and microorganisms. These studies provide light



on the causes and channels of pollution, which include agricultural runoff, urban wastewater discharge, industrial operations, and natural processes (Khatri & Tyagi, 2015; Akhtar et. al., 2021; Tariq & Mushtaq, 2023; Wato et. al., 2020). Identifying these pollution sources is critical for carrying out targeted management activities that reduce pollutants and improve water quality.

By recording changes in physiochemical and microbiological markers over time, the study allows determining water quality trends and environmental changes easier. Monitoring long- term trends enables water managers to identify potential issues, regions of degradation or improvement, and assess the efficacy of management actions (Vaughan et. al., 2001; Behmel et. al., 2016). This information is critical for adaptive management and making educated decisions about water resources.

The study's findings help to shape particular management plans and methodologies for addressing specific water quality concerns in each region. These strategies could include implementing best management practices in agriculture to reduce runoff, improving wastewater treatment infrastructure to remove pollutants, establishing buffer zones to protect water bodies from contamination, and encouraging sustainable water use practices in both urban and rural areas.

The results emphasize the need of incorporating comprehensive water quality monitoring tools into current water management regimes. Coordinated monitoring operations including government agencies, research institutions, and local stakeholders are critical for gathering standardized data, detecting pollution hotspots, and prioritizing management solutions (Adekugbe & Ibeh, 2024; Shepherd et. al., 2015; Stephenson et. al., 2022). Collaborative monitoring initiatives improve data consistency, reliability, and comparability, allowing for evidence-based decision-making and resource allocation.

Water management objectives include ensuring safe drinking water and improving public health (Bereskie et. al., 2018; Edition, 2011; Hasan, 2019; Krewski et. al., 2004). The discovery of microbiological pollutants emphasizes the need of rigorous water quality legislation, frequent monitoring, and good sanitation in preventing waterborne infections (Habtu et. al., 2024; Joseph et. al., 2023; Dura et. al., 2010). Water management must prioritize public health protection by taking actions to limit microbiological pollution and mitigate health hazards from waterborne pathogens (Bartram et. al., 2001; WHO, 2016; Bichai & Ashbolt, 2017; Alegbeleye & Sant'Ana, 2020).

Water managers in Chhattisgarh may utilize these insights and collaborate with stakeholders to create evidence-based initiatives to safeguard water resources, enhance public health, and promote sustainable water use practices.

## 5.2. Public Health Considerations

This assessment of many factors and their implications for human well-being identifies three key health concerns:

Microbial pollutants in water, including bacteria, viruses, and parasites, pose a serious health danger to the

population (Kristanti et. al., 2022; Saxena et. al., 2015; Akpor et. al., 2014). These microorganisms may cause a variety of watery ailments, including diarrhoea, cholera, typhoid fever, and hepatitis (Ashbolt, 2004; Fazal-ur-Rehman, 2019; Pal et. al., 2018). Prevention of aquatic infections is critical for sustaining public health and lowering the prevalence of avoidable illnesses.

Exposure to chemical pollutants in water, such as heavy metals, pesticides, and industrial chemicals, may have long-term health consequences (Rehman et. al., 2018; Nadal et. al., 2011). These might include neurological diseases, reproductive problems, developmental anomalies, and a higher risk of cancer (Sabarwal et. al., 2018; Kumar et. al., 2020; Dolk & Vriheid, 2003). To mitigate long-term health consequences, it is critical to address the sources of chemical pollution and limit human exposure to hazardous compounds (Naidu et. al., 2021; Balbus et. al., 2013; Villanueva et. al., 2014).

Children, the elderly, pregnant women, and others with weakened immune systems are particularly exposed to the health effects of low water quality. The health of disadvantaged groups needs targeted interventions such as safe drinking water, sanitation facilities, and hygiene education (Ezbakhe et. al., 2019; Unicef & Unicef, 2016; Chirgwin et. al., 2021; Hutton & Chase, 2018; Unicef, 2018).

Equal access to clean, safe water is critical for achieving health equity and eliminating health disparities. Water quality concerns often affect disadvantaged groups, such as those in rural regions, informal settlements, and undeveloped metropolitan areas (Dos Santos et. al., 2017; Williams et. al., 2018; Bosch et. al., 2001). To address health inequalities, health equality must be prioritized in water management policies and practices, as well as the underlying socioeconomic determinants of health.

Rapid reaction methods and emergency preparation plans are critical for dealing with waterborne disease outbreaks and other public health problems caused by poor water quality (Chan et. al., 2021; Craun et. al., 2001; WHO, 2016). Timely diagnosis, monitoring, and reaction are crucial for controlling outbreaks, providing medical treatment to those afflicted, and limiting the spread of waterborne infections (WHO, 2019; Bisen & Raghuvanshi, 2013).

Raising public knowledge and education on water quality problems, health hazards, and preventative measures is critical for empowering people and communities to preserve their own health (Nutbeam & Kickbusch, 1998; WHO, 2022; Frumkin et. al., 2008; Kumar & Preetha, 2012; Petersen, 2003). Health education campaigns, community outreach programs, and school-based efforts may all help to increase awareness of safe water practices, good cleanliness, and the value of clean water to one's health and well-being (Anthoni et. al., 2021; WHO, 2003; 2019; 2000).

By incorporating health concerns into water quality monitoring, management, and policy frameworks, stakeholders may collaborate to guarantee that all communities have access to clean, safe water while also lowering the health risks associated with poor water quality.

## Chapter- VI Conclusion

## Conclusion

The findings of physiochemical and microbiological testing in many districts of Chhattisgarh provide a clear picture of the region's water quality. The rigorous investigation of several parameters, such as pH, conductivity, turbidity, and microbial composition, has revealed important information about water resource health and management. This research found considerable differences in water quality between places, indicating a broad variety of natural conditions and human activities. Agricultural runoff and urban wastewater discharge seem to be important sources of pollution, emphasizing the need of tailored management approaches to prevent contamination and safeguard water quality.

Moreover, the presence of microbiological pollutants emphasizes the need of strict monitoring and sanitation measures to safeguard public health and avoid waterborne infections. By addressing these challenges and adopting future measures like as greater monitoring, community engagement, and policy change, stakeholders may work together to provide clean, safe, and sustainable water supplies to all Chhattisgarh citizens.

## References

- Abbasnia, A., Yousefi, N., Mahvi, A. H., Nabizadeh, R., Radfard, M., Yousefi, M., & Alimohammadi, M. (2019). Evaluation of groundwater quality using water quality index and its suitability for assessing water for drinking and irrigation purposes: Case study of Sistan and Baluchistan province (Iran). *Human and Ecological Risk Assessment: An International Journal*, 25(4), 988-1005.
- Adekugbe, A. P., & Ibeh, C. V. (2024). Harnessing data insights for crisis management in us public health: lessons learned and future directions. *International Medical Science Research Journal*, 4(4), 391-405.
- Adjovu, G. E., Stephen, H., James, D., & Ahmad, S. (2023). Measurement of total dissolved solids and total suspended solids in water systems: a review of the issues, conventional, and remote sensing techniques. *Remote Sensing*, 15(14), 3534.
- Agarwal, S., Darbar, S., & Saha, S. (2022). Challenges in management of domestic wastewater for sustainable development. In *Current directions in water scarcity research* (Vol. 6, pp. 531-552). Elsevier.
- Agbasi, J. C., Ezugwu, A. L., Omeke, M. E., Ucheana, I. A., Aralu, C. C., Abugu, H. O., & Egbueri, J. C. (2024). More about making profits or providing safe drinking water? A state-of-the-art review on sachet water contamination in Nigeria. *Journal of Environmental Science and Health, Part C*, 1-43.
- Ahmed, J., Thakur, A., & Goyal, A. (2021). Industrial wastewater and its toxic effects.
- Ahmed, M. A., Abdel Samie, S. G., & Badawy, H. A. (2013). Factors controlling mechanisms of groundwater salinization and hydrogeochemical processes in the Quaternary aquifer of the Eastern Nile Delta, Egypt.



- Ajith, V., Reshma, A. S., Mohan, R., & Ramesh, M. V. (2022). Empowering communities in addressing drinking water challenges using a systematic, participatory and adaptive approach and sustainable PPP model. *Technological Forecasting and Social Change*, 185, 121970.
- Akhtar, N., Syakir Ishak, M. I., Bhawani, S. A., & Umar, K. (2021). Various natural and anthropogenic factors responsible for water quality degradation: A review. *Water*, 13(19), 2660.
- Akpor, O. B., & Muchie, B. (2011). Environmental and public health implications of wastewater quality. *African Journal of Biotechnology*, 10(13), 2379-2387.
- Alegbeleye, O. O., & Sant'Ana, A. S. (2020). Manure-borne pathogens as an important source of water contamination: An update on the dynamics of pathogen survival/transport as well as practical risk mitigation strategies. *International journal of hygiene and environmental health*, 227, 113524.
- Ali, M. H., & Ali, M. H. (2010). Water: an element of irrigation. *Fundamentals of Irrigation and On-farm Water Management: Volume 1*, 271-329.
- Ali, M., & Hascakir, B. (2017). Water/rock interaction for Eagle ford, marcellus, Green river, and Barnett shale samples and implications for hydraulic-fracturing-fluid engineering. *SPE Journal*, 22(01), 162-171.
- Ali, S., Amir, S., Ali, S., Rehman, M. U., Majid, S., & Yattoo, A. M. (2021). Water pollution: Diseases and health impacts. In *Freshwater Pollution and Aquatic Ecosystems* (pp. 1- 23). Apple Academic Press.
- Ali, S., Ullah, M. I., Sajjad, A., Shakeel, Q., & Hussain, A. (2021). Environmental and health effects of pesticide residues. *Sustainable Agriculture Reviews 48: Pesticide Occurrence, Analysis and Remediation Vol. 2 Analysis*, 311-336.
- American Public Health Association (APHA). Standard methods for the examination of water and wastewater (23rd ed.). [Online]. Available from: [https://beta-static.fishersci.com/content/dam/fishersci/en\\_US/documents/programs/scientific/technical/documents/white-papers/apha-water-testing-standard-methods-introduction-white-paper.pdf](https://beta-static.fishersci.com/content/dam/fishersci/en_US/documents/programs/scientific/technical/documents/white-papers/apha-water-testing-standard-methods-introduction-white-paper.pdf)
- Anju, A., Ravi S, P., & Bechan, S. (2010). Water pollution with special reference to pesticide contamination in India. *Journal of water resource and protection*, 2010.
- Ansari, A. A., Gill, S. S., & Khan, F. A. (2011). Eutrophication: threat to aquatic ecosystems. *Eutrophication: causes, consequences and control*, 143-170.
- Anthonj, C., Githinji, S., Höser, C., Stein, A., Blanford, J., & Grossi, V. (2021). Kenyan school book knowledge for water, sanitation, hygiene and health education interventions: Disconnect, integration or opportunities?. *International Journal of Hygiene and Environmental Health*, 235, 113756.
- Arshad, M., & Shakoor, A. (2017). Irrigation water quality. *Water Int*, 12(1-2), 145-160.

- Artiola, J. F., Walworth, J. L., Musil, S. A., & Crimmins, M. A. (2019). Soil and land pollution. In *Environmental and pollution science* (pp. 219-235). Academic Press.
- Arya, S. R., & Syriac, E. K. (2018). Wetlands: The living waters-A review. *Agricultural reviews*, 39(2), 122-129.
- Ashbolt, N. J. (2004). Microbial contamination of drinking water and disease outcomes in developing regions. *Toxicology*, 198(1-3), 229-238.
- Asriansyah, A., Wildan, D M., Pratiwi, N T M., Simanjuntak, C P., Sulistiono, ..., Hestirianoto, T., Shafrudin, D., & Nugroho, T. (2021, April 1). Study on zooplankton diversity aquatic ecobiology of Batang Toru River, North Sumatera, Indonesia. IOP Conference Series: Earth and Environmental Science. <https://doi.org/10.1088/1755-1315/744/1/012003>
- Assessment, M. E. (2005). *Ecosystems and human well-being: wetlands and water*. World Resources Institute.
- Babuji, P., Thirumalaisamy, S., Duraisamy, K., & Periyasamy, G. (2023). Human health risks due to exposure to water pollution: a review. *Water*, 15(14), 2532.
- Bajpai, S., Alam, N., & Biswas, P. (2019). Present and potential water-quality challenges in India. In *Separation Science and Technology* (Vol. 11, pp. 85-112). Academic Press.
- Bakar, N. A., Othman, N., Yunus, Z. M., Daud, Z., Norisman, N. S., & Hisham, M. H. (2020, May). Physico-chemical water quality parameters analysis on textile. In *IOP conference series: earth and environmental science* (Vol. 498, No. 1, p. 012077). IOP Publishing.
- Balbus, J. M., Boxall, A. B., Fenske, R. A., McKone, T. E., & Zeise, L. (2013). Implications of global climate change for the assessment and management of human health risks of chemicals in the natural environment. *Environmental toxicology and chemistry*, 32(1), 62-78.
- Balstrøm, T., Breuning-Madsen, H., Krüger, J., Jensen, N. H., & Greve, M. H. (2013). A statistically based mapping of the influence of geology and land use on soil pH: A case study from Denmark. *Geoderma*, 192, 453-462.
- Balwan, W. K., & Kour, S. (2021). Wetland-an ecological boon for the environment. *East African Scholars Journal of Agriculture and Life Sciences*, 4(3), 38-48.
- Bartram, J., Fewtrell, L., & Stenström, T. A. (2001). Harmonised assessment of risk and risk management for water-related infectious disease: an overview. *Water quality: Guidelines, standards and health*, 1-16.
- Bassi, N., Kumar, M. D., Sharma, A., & Pardha-Saradhi, P. (2014). Status of wetlands in India: A review of extent, ecosystem benefits, threats and management strategies. *Journal of Hydrology: Regional Studies*, 2, 1-19.
- Behmel, S., Damour, M., Ludwig, R., & Rodriguez, M. J. (2016). Water quality monitoring strategies—A review and future perspectives. *Science of the Total Environment*, 571, 1312-1329.

- Bellingham, K. (2012). Physicochemical parameters of natural waters. *Stevens Water Monitoring Systems, Inc.*(accessed on 20/07/2012 from <http://www.stevenswater.com>).
- Berde, V. B., Chari, P. V. B., & Berde, C. V. (2022). Wetland and biodiversity hotspot conservation. In *Research Anthology on Ecosystem Conservation and Preserving Biodiversity* (pp. 775-784). IGI Global.
- Bereskie, T., Delpla, I., Rodriguez, M. J., & Sadiq, R. (2018). Drinking-water management in Canadian provinces and territories: a review and comparison of management approaches for ensuring safe drinking water. *Water Policy*, 20(3), 565-596.
- Berkes, F. (2007). Community-based conservation in a globalized world. *Proceedings of the National academy of sciences*, 104(39), 15188-15193.
- Bharati, L., Sharma, B. R., & Smakhtin, V. (2016). *Ganges River Basin*. Taylor & Francis.
- Bhatti, Z., Gondal, M A., Ghufuran, A., & Batool, A. (2018, December 10). CHECKLIST OF ZOOPLANKTONS IN DIFFERENT RIVERS OF BAJWAT AREA. *Journal of Bioresource Management*.  
<https://web.archive.org/web/20200112170402/https://corescholar.libraries.wright.edu/cgi/viewcontent.cgi?article=1176&context=jbm>
- Bichai, F., & Ashbolt, N. (2017). Public health and water quality management in low- exposure stormwater schemes: A critical review of regulatory frameworks and path forward. *Sustainable cities and society*, 28, 453-465.
- Bilotta, G. S., & Brazier, R. E. (2008). Understanding the influence of suspended solids on water quality and aquatic biota. *Water research*, 42(12), 2849-2861.
- Bisen, P. S., & Raghuvanshi, R. (2013). *Emerging epidemics: Management and control*. John Wiley & Sons.
- Biswas, S. P., & Boruah, S. (2000). Fisheries ecology of the northeastern Himalayas with special reference to the Brahmaputra River. *Ecological Engineering*, 16(1), 39-50.
- Blackstock, K. L., Ingram, J., Burton, R., Brown, K. M., & Slee, B. (2010). Understanding and influencing behaviour change by farmers to improve water quality. *Science of the total environment*, 408(23), 5631-5638.
- Bosch, C., Hommann, K., Rubio, G. M., Sadoff, C., & Travers, L. (2001). Water, sanitation and poverty. *Draft chapter. Washington DC: World Bank*.
- Boyd, C. E., & Boyd, C. E. (2015). Particulate matter, color, turbidity, and light. *Water Quality: An Introduction*, 101-112.
- Boyd, C. E., & Boyd, C. E. (2020). Suspended solids, color, turbidity, and light. *Water Quality: An Introduction*,

- Boyd, C. E., Tucker, C. S., & Somridhivej, B. (2016). Alkalinity and hardness: critical but elusive concepts in aquaculture. *Journal of the World Aquaculture Society*, 47(1), 6-41.
- Bozorg-Haddad, O., Delpasand, M., & Loáiciga, H. A. (2021). Water quality, hygiene, and health. In *Economical, political, and social issues in water resources* (pp. 217-257). Elsevier.
- Brender, J. D. (2020). Human health effects of exposure to nitrate, nitrite, and nitrogen dioxide. *Just enough nitrogen: Perspectives on how to get there for regions with too much and too little nitrogen*, 283-294.
- Brown, E., Skougstad, M. W., & Fishman, M. J. (1970). *Methods for collection and analysis of water samples for dissolved minerals and gases* (No. 05-A1). US Govt. Print. Off.,.
- Bullard, R. D., & Johnson, G. S. (2000). Environmentalism and public policy: Environmental justice: Grassroots activism and its impact on public policy decision making. *Journal of social issues*, 56(3), 555-578.
- Butt, M., & Khair, S. M. (2016). Cost of illness of water-borne diseases: a case study of Quetta. *Journal of applied and emerging sciences*, 5(2), pp133-143.
- Carey, R. O., & Migliaccio, K. W. (2009). Contribution of wastewater treatment plant effluents to nutrient dynamics in aquatic systems: a review. *Environmental management*, 44, 205-217.
- Chakraborty, S. K., Sanyal, P., & Ray, R. (2023). Introductory and Basic Eco-biological Aspects of Wetlands. In *Wetlands Ecology: Eco-biological uniqueness of a Ramsar site (East Kolkata Wetlands, India)* (pp. 1-38). Cham: Springer International Publishing.
- Chakraborty, S. K., Sanyal, P., & Ray, R. (2023). Pollution, Environmental Perturbation and Consequent Loss of Wetlands. In *Wetlands Ecology: Eco-biological uniqueness of a Ramsar site (East Kolkata Wetlands, India)* (pp. 521-582). Cham: Springer International Publishing.
- Chan, E. Y. Y., Tong, K. H. Y., Dubois, C., Mc Donnell, K., Kim, J. H., Hung, K. K. C., & Kwok, K. O. (2021). Narrative review of primary preventive interventions against water-borne diseases: scientific evidence of health-EDRM in contexts with inadequate safe drinking water. *International Journal of Environmental Research and Public Health*, 18(23), 12268.
- Chandra, K., Bharti, D., Kumar, S., Raghunathan, C., Gupta, D., Alfred, J. R. B., & Chowdhury, B. R. Ramsar Wetlands of India.
- Chatterjee, S., Saikia, A., Dutta, P., Ghosh, D., Pangging, G., & Goswami, A. K. (2006). Biodiversity significance of North east India. *WWF-India, New Delhi*, 1-71.
- Chaudhari, P. R., & Sarkar, R. (1998). Threatened wetlands and their restoration. *Damaged Ecosystems and Restoration*, 103-131.
- Chirgwin, H., Cairncross, S., Zehra, D., & Sharma Waddington, H. (2021). Interventions promoting uptake of

- water, sanitation and hygiene (WASH) technologies in low-and middle-income countries: An evidence and gap map of effectiveness studies. *Campbell Systematic Reviews*, 17(4), e1194.
- Cleland, D. T., Avers, P. E., McNab, W. H., Jensen, M. E., Bailey, R. G., King, T., & Russell, W. E. (1997). National hierarchical framework of ecological units. *Ecosystem management applications for sustainable forest and wildlife resources*, 20, 181-200.
- Cooper, C. M. (1993). Biological effects of agriculturally derived surface water pollutants on aquatic systems—a review. *Journal of environmental quality*, 22(3), 402-408.
- Craun, G. F., Frost, F. J., Calderon, R. L., Hilborn, E. D., Fox, K. R., Reasoner, D. J., ... & Dufour, A. P. (2001). Improving waterborne disease outbreak investigations. *International journal of environmental health research*, 11(3), 229-243.
- DasGupta, R., & Shaw, R. (2013). Changing perspectives of mangrove management in India— an analytical overview. *Ocean & coastal management*, 80, 107-118.
- Daud, M. K., Nafees, M., Ali, S., Rizwan, M., Bajwa, R. A., Shakoore, M. B., ... & Zhu, S. J. (2017). Drinking water quality status and contamination in Pakistan. *BioMed research international*, 2017.
- Dewangan, S. K., Jaiswal, A., Jaiswal, N., Shukla, N., Chandra, M., & Kumari, N. COMPARATIVE ANALYSIS OF PHYSICO-CHEMICAL PARAMETERS IN DIFFERENT SOURCES OF WATER OF GANGAPUR AREA, LATORI, DISTRICT-SURAJPUR, CHHATTISGARH.
- DeZuane, J. (1997). *Handbook of drinking water quality*. John Wiley & Sons.
- Dharminder, R. K. S., Kumar, V., Devedee, A. K., Mruthyunjaya, M., & Bhardwaj, R. (2019). The clean water: The basic need of human and agriculture. *IJCS*, 7(2), 1994- 1998.
- Dietrich, A. M., & Burlingame, G. A. (2015). Critical review and rethinking of USEPA secondary standards for maintaining organoleptic quality of drinking water. *Environmental science & technology*, 49(2), 708-720.
- Divinia Juanita, D., Riaz Sheriff, M., & Shameer, T. T. (2023). Assessment and identification of potential wetlands as bird sanctuaries and conservation strategies for them in Tamil Nadu. *Advanced Institute for Wildlife Conservation, Chennai, Tamil Nadu, India. Technical Report, Submitted to Tamil Nadu Forest Department, Government of Tamil Nadu*.
- Dolk, H., & Vrijheid, M. (2003). The impact of environmental pollution on congenital anomalies. *British Medical Bulletin*, 68(1), 25-45.
- Dorman, D. (1992). Testing for water quality.
- Dos Santos, S., Adams, E. A., Neville, G., Wada, Y., De Sherbinin, A., Bernhardt, E. M., & Adamo, S. B. (2017). Urban growth and water access in sub-Saharan Africa: Progress, challenges, and emerging research directions. *Science of the Total Environment*, 607, 497-508.



- Duh, J. D., Shandas, V., Chang, H., & George, L. A. (2008). Rates of urbanisation and the resiliency of air and water quality. *Science of the total environment*, 400(1-3), 238-256.
- Dunlop, J., McGregor, G., & Horrigan, N. (2005). Potential impacts of salinity and turbidity in riverine ecosystems. *National Action Plan for Salinity and Water Quality. State of Queensland*.
- Dura, G., Pandics, T., Kadar, M., Krisztalovics, K., Kiss, Z., Bodnar, J., ... & Papp, E. (2010). Environmental health aspects of drinking water-borne outbreak due to karst flooding: case study. *Journal of Water and Health*, 8(3), 513-520.
- Edition, F. (2011). Guidelines for drinking-water quality. *WHO chronicle*, 38(4), 104-8.
- Edokpayi, J. N., Odiyo, J. O., & Durowoju, O. S. (2017). Impact of wastewater on surface water quality in developing countries: a case study of South Africa. *Water quality*, 10(66561), 10-5772.
- Ekholm, P., & Lehtoranta, J. (2012). Does control of soil erosion inhibit aquatic eutrophication?. *Journal of environmental management*, 93(1), 140-146.
- Erwin, K. L. (2009). Wetlands and global climate change: the role of wetland restoration in a changing world. *Wetlands Ecology and management*, 17(1), 71-84.
- Ezbakhe, F., Giné-Garriga, R., & Pérez-Foguet, A. (2019). Leaving no one behind: Evaluating access to water, sanitation and hygiene for vulnerable and marginalized groups. *Science of the total environment*, 683, 537-546.
- Fasunwon, O., Olowofela, J., Akinyemi, O., Fasunwon, B., & Akintokun, O. (2008). Contaminants evaluation as water quality indicator in Ago-Iwoye, South-western, Nigeria. *The African Review of Physics*, 2(1).
- Fazal-ur-Rehman, M. (2019). Polluted water borne diseases: Symptoms, causes, treatment and prevention. *J Med Chem Sci*, 2(1), 21-6.
- Fernandez-Luqueno, F., Lopez-Valdez, F., Gamero-Melo, P., Luna-Suarez, S., Aguilera- Gonzalez, E. N., Martínez, A. I., ... & Pérez-Velázquez, I. R. (2013). Heavy metal pollution in drinking water-a global risk for human health: A review. *African Journal of Environmental Science and Technology*, 7(7), 567-584.
- Francis, M. R., Nagarajan, G., Sarkar, R., Mohan, V. R., Kang, G., & Balraj, V. (2015). Perception of drinking water safety and factors influencing acceptance and sustainability of a water quality intervention in rural southern India. *BMC public health*, 15, 1-9.
- Frimpong, G. (2019). *Drinking water quality variations in distribution networks—a case study at the Kumasi Water Supply System (KWSS)* (Doctoral dissertation, University of Mines and Technology).
- Frumkin, H., Hess, J., Luber, G., Malilay, J., & McGeehin, M. (2008). Climate change: the public health response. *American journal of public health*, 98(3), 435-445.
- Gann, G. D., McDonald, T., Walder, B., Aronson, J., Nelson, C. R., Jonson, J., ... & Dixon,

- K. (2019). International principles and standards for the practice of ecological restoration. *Restoration ecology*, 27(S1), S1-S46.
- Gehle, K. (2013). Nitrate/nitrite toxicity.
- Gobler, C. J., & Baumann, H. (2016). Hypoxia and acidification in ocean ecosystems: coupled dynamics and effects on marine life. *Biology letters*, 12(5), 20150976.
- Gonçalves, A. M., & Summers, J. K. (2024). *Marine Ecosystems: Biodiversity, Ecosystem Services and Human Impacts*. BoD–Books on Demand.
- Gopal, B. (2009). Biodiversity in wetlands. *The wetlands handbook*, 2, 65-95.
- Granato, G. E., DeSimone, L. A., Barbaro, J. R., & Jeznach, L. C. (2015). *Methods for evaluating potential sources of chloride in surface waters and groundwaters of the conterminous United States* (No. 2015-1080). US Geological Survey.
- Gray, J. S., Wu, R. S. S., & Or, Y. Y. (2002). Effects of hypoxia and organic enrichment on the coastal marine environment. *Marine ecology progress series*, 238, 249-279.
- Gray, K. M. (2018). From content knowledge to community change: A review of representations of environmental health literacy. *International journal of environmental research and public health*, 15(3), 466.
- Gumbi, N. (2020). *The effectiveness of domestic water treatment processes, North West Province, South Africa* (Doctoral dissertation, North-West University (South Africa)).
- Gupta, C. (2016). Cyanobacterial species of Durg Rajnandgaon district with special reference to bioremediation of heavy metals.
- Habtu, M., Nanyingi, M., Hassan, A. A., Noor, A. M., Muli, J. M., Mwika, A., ... & Diallo, A. (2024). Collaborative Efforts and Strategies for Cholera Outbreak Control in Garissa County, Kenya: Implementation of Water Quality Monitoring Interventions. *Journal of Water Resource and Protection*, 16(2), 123-139.
- Hamner, S., Tripathi, A., Mishra, R. K., Bouskill, N., Broadaway, S. C., Pyle, B. H., & Ford, T. E. (2006). The role of water use patterns and sewage pollution in incidence of water-borne/enteric diseases along the Ganges River in Varanasi, India. *International journal of environmental health research*, 16(2), 113-132.
- Hanjra, M. A., Blackwell, J., Carr, G., Zhang, F., & Jackson, T. M. (2012). Wastewater irrigation and environmental health: Implications for water governance and public policy. *International journal of hygiene and environmental health*, 215(3), 255-269.
- Hansen, S., & Bhatia, R. (2004). Water and poverty in a macro-economic context. *Paper commissioned by the*

- Hart, H. M. (2006). Effect of land use on total suspended solids and turbidity in the Little River Watershed, Blount County, Tennessee.
- Hasan, T. (2019). Determining safe drinking water. *First published in Water e- Journal.*[Online] Available at: <https://info.awa.asn.au/water-e-journal/determining-safe-drinking-water> [Accessed 20 November 2022].
- Herrera, V. (2019). Reconciling global aspirations and local realities: Challenges facing the Sustainable Development Goals for water and sanitation. *World Development*, 118, 106-117.
- Holcomb, D. A., & Stewart, J. R. (2020). Microbial indicators of fecal pollution: recent progress and challenges in assessing water quality. *Current environmental health reports*, 7, 311-324.
- Horwitz, P., & Finlayson, C. M. (2011). Wetlands as settings for human health: incorporating ecosystem services and health impact assessment into water resource management. *BioScience*, 61(9), 678-688.
- House, S. W. (2005). Investing in the Future: Water's Role in Achieving the Millennium Development Goals. *Policy Brief*, (1).
- Hutton, G., & Chase, C. (2018). Water supply, sanitation, and hygiene.
- Jakóbczyk-Karpierz, S., Sitek, S., Jakobsen, R., & Kowalczyk, A. (2017). Geochemical and isotopic study to determine sources and processes affecting nitrate and sulphate in groundwater influenced by intensive human activity-carbonate aquifer Gliwice (southern Poland). *Applied Geochemistry*, 76, 168-181.
- Jiang, Y., & Yan, J. (2010). Effects of land use on hydrochemistry and contamination of Karst groundwater from Nandong underground river system, China. *Water, Air, & Soil Pollution*, 210, 123-141.
- Jiménez, A., LeDeunff, H., Giné, R., Sjödin, J., Cronk, R., Murad, S., ... & Bartram, J. (2019). The enabling environment for participation in water and sanitation: A conceptual framework. *Water*, 11(2), 308.
- Johnson, S. F. (2019). Methemoglobinemia: Infants at risk. *Current problems in pediatric and adolescent health care*, 49(3), 57-67.
- Joseph, T. M., Al-Hazmi, H. E., Śniatała, B., Esmaeili, A., & Habibzadeh, S. (2023). Nanoparticles and nanofiltration for wastewater treatment: From polluted to fresh water. *Environmental Research*, 117114.
- Kanu, I., & Achi, O. K. (2011). Industrial effluents and their impact on water quality of receiving rivers in Nigeria. *Journal of applied technology in environmental sanitation*, 1(1), 75-86.
- Kaszuba, J., Yardley, B., & Andreani, M. (2013). Experimental perspectives of mineral dissolution and precipitation due to carbon dioxide-water-rock interactions. *Reviews in Mineralogy and Geochemistry*, 77(1), 153-188.



- Kaur, T., & Sinha, A. K. (2019). Pesticides in agricultural run offs affecting water resources: a study of Punjab (India). *Agricultural Sciences*, 10(10), 1381-1395.
- Kennish, M. J., & Paerl, H. W. (Eds.). (2010). *Coastal lagoons: critical habitats of environmental change*. CRC press.
- Khan, M. N., & Mohammad, F. (2014). Eutrophication: challenges and solutions. *Eutrophication: Causes, Consequences and Control: Volume 2*, 1-15.
- Khatri, N., & Tyagi, S. (2015). Influences of natural and anthropogenic factors on surface and groundwater quality in rural and urban areas. *Frontiers in life science*, 8(1), 23-39.
- Kingsford, R. T., Basset, A., & Jackson, L. (2016). Wetlands: conservation's poor cousins. *Aquatic Conservation: Marine and Freshwater Ecosystems*, 26(5), 892-916.
- KOSYGIN, L. VVETLANDS OF NORTH EAST INDIA.
- Krewski, D., Balbus, J., Butler-Jones, D., Haas, C. N., Isaac-Renton, J., Roberts, K. J., & Sinclair, M. (2004). Managing the microbiological risks of drinking water. *Journal of Toxicology and Environmental Health, Part A*, 67(20-22), 1591-1617.
- Kristanti, R. A., Hadibarata, T., Syafrudin, M., Yılmaz, M., & Abdullah, S. (2022). Microbiological contaminants in drinking water: Current status and challenges. *Water, Air, & Soil Pollution*, 233(8), 299.
- Kumar, M., Sarma, D. K., Shubham, S., Kumawat, M., Verma, V., Prakash, A., & Tiwari, R. (2020). Environmental endocrine-disrupting chemical exposure: role in non- communicable diseases. *Frontiers in public health*, 8, 553850.
- Kumar, S., & Preetha, G. S. (2012). Health promotion: an effective tool for global health. *Indian Journal of Community Medicine*, 37(1), 5-12.
- Kumar, S., Thakur, P. K., & Krishnan, R. (2023). An Investigation of the Presence of Heavy Metals in the Water and Sediment of the Kharun River Stretch Near Raipur, Chhattisgarh. *Journal of Coastal Life Medicine*, 11, 1032-1046.
- Lall, S. V., Henderson, J. V., & Venables, A. J. (2017). *Africa's cities: Opening doors to the world*. World Bank Publications.
- Laws, E. A. (2000). *Aquatic pollution: an introductory text*. John Wiley & Sons.
- Le, C., Zha, Y., Li, Y., Sun, D., Lu, H., & Yin, B. (2010). Eutrophication of lake waters in China: cost, causes, and control. *Environmental management*, 45, 662-668.
- Leclerc, H., Schwartzbrod, L., & Dei-Cas, E. (2002). Microbial agents associated with waterborne diseases.

- Ledford, S. H., Lautz, L. K., & Stella, J. C. (2016). Hydrogeologic processes impacting storage, fate, and transport of chloride from road salt in urban riparian aquifers. *Environmental science & technology*, 50(10), 4979-4988.
- Levy, B. S., & Patz, J. A. (2015). Climate change, human rights, and social justice. *Annals of global health*, 81(3), 310-322.
- Li, P., He, S., Yang, N., & Xiang, G. (2018). Groundwater quality assessment for domestic and agricultural purposes in Yan'an City, northwest China: implications to sustainable groundwater quality management on the Loess Plateau. *Environmental Earth Sciences*, 77(23), 775.
- Lightfoot, N. F. (2003). Bacteria of potential health concern. *Heterotrophic plate counts and drinking-water safety*, 119-137.
- Liu, F., Zou, J., Liu, J., Zhang, J., & Zhen, P. (2022). Factors controlling groundwater chemical evolution with the impact of reduced exploitation. *Catena*, 214, 106261.
- Lolu, A. J., Ahluwalia, A. S., Sidhu, M. C., Reshi, Z. A., & Mandotra, S. K. (2020). Carbon sequestration and storage by wetlands: Implications in the climate change scenario. *Restoration of wetland ecosystem: A trajectory towards a sustainable environment*, 45-58.
- MacAdam, J., & Jarvis, P. (2015). Water-formed scales and deposits: types, characteristics, and relevant industries. In *Mineral Scales and Deposits* (pp. 3-23). Elsevier.
- Malik, A., Yasar, A., Tabinda, A. B., & Abubakar, M. (2012). Water-borne diseases, cost of illness and willingness to pay for diseases interventions in rural communities of developing countries. *Iranian journal of public health*, 41(6), 39.
- Maltby, E. (Ed.). (2009). *Functional assessment of wetlands: towards evaluation of ecosystem services*. Elsevier.
- Mansourian, S., & Vallauri, D. (2014). Restoring forest landscapes: important lessons learnt. *Environmental Management*, 53(2), 241-251.
- Marcussen, H., Holm, P. E., & Hansen, H. C. B. (2013). Composition, flavor, chemical foodsafety, and consumer preferences of bottled water. *Comprehensive Reviews in Food Science and Food Safety*, 12(4), 333-352.
- Margot, J., Rossi, L., Barry, D. A., & Holliger, C. (2015). A review of the fate of micropollutants in wastewater treatment plants. *Wiley Interdisciplinary Reviews: Water*, 2(5), 457-487.
- Mateo-Sagasta, J., Zadeh, S. M., & Turrall, H. (Eds.). (2018). More people, more food, worse water?: a global review of water pollution from agriculture.
- Mishra, R. K. (2023). Fresh water availability and its global challenge. *British Journal of Multidisciplinary and Advanced Studies*, 4(3), 1-78.

- Mishra, R. K. (2023). The Effect of Eutrophication on Drinking Water. *British Journal of Multidisciplinary and Advanced Studies*, 4(1), 7-20.
- Mishra, S., Bharagava, R. N., More, N., Yadav, A., Zainith, S., Mani, S., & Chowdhary, P. (2019). Heavy metal contamination: an alarming threat to environment and human health. *Environmental biotechnology: For sustainable future*, 103-125.
- Mitchell, S. A. (2013). The status of wetlands, threats and the predicted effect of global climate change: the situation in Sub-Saharan Africa. *Aquatic sciences*, 75(1), 95-112.
- Mitsch, W. J., & Gosselink, J. G. (2000). The value of wetlands: importance of scale and landscape setting. *Ecological economics*, 35(1), 25-33.
- Mitsch, W. J., Bernal, B., Nahlik, A. M., Mander, Ü., Zhang, L., Anderson, C. J., ... & Brix, H. (2013). Wetlands, carbon, and climate change. *Landscape ecology*, 28, 583-597.
- Mittermeier, R. A., Turner, W. R., Larsen, F. W., Brooks, T. M., & Gascon, C. (2011). Global biodiversity conservation: the critical role of hotspots. In *Biodiversity hotspots: distribution and protection of conservation priority areas* (pp. 3-22). Berlin, Heidelberg: Springer Berlin Heidelberg.
- Moomaw, W. R., Chmura, G. L., Davies, G. T., Finlayson, C. M., Middleton, B. A., Natali, S. M., ... & Sutton-Grier, A. E. (2018). Wetlands in a changing climate: science, policy and management. *Wetlands*, 38(2), 183-205.
- Nadal, M., Schuhmacher, M., & Domingo, J. L. (2011). Long-term environmental monitoring of persistent organic pollutants and metals in a chemical/petrochemical area: human health risks. *Environmental pollution*, 159(7), 1769-1777.
- Naidu, R., Biswas, B., Willett, I. R., Cribb, J., Singh, B. K., Nathanail, C. P., ... & Aitken, R. J. (2021). Chemical pollution: A growing peril and potential catastrophic risk to humanity. *Environment International*, 156, 106616.
- Nayak, A., & Bhushan, B. (2022). Wetland ecosystems and their relevance to the environment: importance of wetlands. In *Handbook of research on monitoring and evaluating the ecological health of wetlands* (pp. 1-16). IGI Global.
- Nayar, R. (2020). Assessment of water quality index and monitoring of pollutants by physico-chemical analysis in water bodies: a review. *International Journal of Engineering Research and Technology*, 9(01).
- Nazneen, S., Madhav, S., Priya, A., & Singh, P. (2022). Coastal ecosystems of India and their conservation and management policies: A review. *Coastal Ecosystems: Environmental importance, current challenges and conservation measures*, 1-21.
- Novotny, E. V., Sander, A. R., Mohseni, O., & Stefan, H. G. (2009). Chloride ion transport and mass balance in a metropolitan area using road salt. *Water Resources Research*, 45(12).
- Ntajal, J., Höllermann, B., Falkenberg, T., Kistemann, T., & Evers, M. (2022). Water and health nexus—land use

dynamics, flooding, and water-borne diseases in the Odaw River basin, Ghana. *Water*, 14(3), 461.

- Ntengwe, F. W. (2006). Pollutant loads and water quality in streams of heavily populated and industrialised towns. *Physics and Chemistry of the Earth, Parts A/B/C*, 31(15-16), 832- 839.
- Nutbeam, D., & Kickbusch, I. (1998). Health promotion glossary. *Health promotion international*, 13(4), 349-364.
- Ojha, A., & Tiwary, D. (2021). Organic pollutants in water and its health risk assessment through consumption. In *Contamination of water* (pp. 237-250). Academic Press.
- Okereke, J. N., Ogidi, O. I., & Obasi, K. O. (2016). Environmental and health impact of industrial wastewater effluents in Nigeria-A Review. *Int J Adv Res Biol Sci*, 3(6), 55- 67.
- Okon, A. J., Inyang, I. B., Ugbe, U. M. J., Ekpenyong, B. N., & Olanrewaju, O. E. (2022). Effect of domestic solid waste disposal practices on quality of drinking water sources in some rural communities of Akwa Ibom State, Nigeria. *Environmental Monitoring and Assessment*, 194(11), 799.
- Oschwald, W. R. (1972). Sediment-water interactions. *Journal of Environmental Quality*, 1(4), 360-366.
- Ottoson, J., & Stenström, T. A. (2003). Faecal contamination of greywater and associated microbial risks. *Water research*, 37(3), 645-655.
- Pal, M., Ayele, Y., Hadush, M., Panigrahi, S., & Jadhav, V. J. (2018). Public health hazards due to unsafe drinking water. *Air Water Borne Dis*, 7(1000138), 2.
- Pathak, H. (2015). Effect of water borne diseases on indian economy: a cost-benefit analysis. *An Rom Sov Ser Med Gen*, 1, 74-78.
- Pathak, H., & Pathak, D. (2012). Eutrophication: impact of excess nutrient status in lake water ecosystem. *J. Environ. Anal. Toxicol*, 2(5), 148-156.
- Patil, P. N., Sawant, D. V., & Deshmukh, R. N. (2012). Physico-chemical parameters for testing of water—A review. *International journal of environmental sciences*, 3(3), 1194- 1207.
- Petersen, P. E. (2003). The World Oral Health Report 2003: continuous improvement of oral health in the 21st century—the approach of the WHO Global Oral Health Programme. *Community Dentistry and oral epidemiology*, 31, 3-24.
- Phiri, D. B., Bavumiragira, J. P., & Yin, H. (2023). Efficacy of solar water disinfection treatment system in improving rural and peri-urban household drinking water quality and reducing waterborne diarrhoeal diseases. *AQUA—Water Infrastructure, Ecosystems and Society*, 72(7), 1288-1308.
- Pink, R. M. (2016). *Water Rights in Southeast Asia and India* (pp. 1-14). New York, NY, USA:: Palgrave Macmillan.
- Pouyat, R. V., Yesilonis, I. D., Russell-Anelli, J., & Neerchal, N. K. (2007). Soil chemical and

- physical properties that differentiate urban land-use and cover types. *Soil Science Society of America Journal*, 71(3), 1010-1019.
- Purohit, R. Eutrophication: Harmful Algal Blooms.
- Rad, S. M., Ray, A. K., & Barghi, S. (2022). Water pollution and agriculture pesticide. *Clean Technologies*, 4(4), 1088-1102.
- Rath, S. (2021). Microbial Contamination of Drinking Water. *Water Pollution and Management Practices*, 1-17.
- Rauh, E., & Hughes, S. (2024). Collaboration for source water protection in the United States: Community water systems engagement in nitrate pollution reduction. *Wiley Interdisciplinary Reviews: Water*, 11(2), e1682.
- Razowska-Jaworek, L. (2014). *Calcium and Magnesium in Groundwater*. CRC Press.
- Rehman, K., Fatima, F., Waheed, I., & Akash, M. S. H. (2018). Prevalence of exposure of heavy metals and their impact on health consequences. *Journal of cellular biochemistry*, 119(1), 157-184.
- Rehman, K., Fatima, F., Waheed, I., & Akash, M. S. H. (2018). Prevalence of exposure of heavy metals and their impact on health consequences. *Journal of cellular biochemistry*, 119(1), 157-184.
- Rickson, R. J. (2014). Can control of soil erosion mitigate water pollution by sediments?. *Science of the Total Environment*, 468, 1187-1197.
- Ruhela, M., Sharma, K., Bhutiani, R., Chandniha, S. K., Kumar, V., Tyagi, K., ... & Tyagi, I. (2022). GIS-based impact assessment and spatial distribution of air and water pollutants in mining area. *Environmental Science and Pollution Research*, 1-15.
- Saad, A., Fattah, M. K., & Gad, M. (2023). Groundwater Quality Evaluation for the Limestone Aquifer Utilizing Hydrochemical Characteristics and Imitative Techniques, Eastern Nile Valley, Egypt. *International Journal of Environmental Studies and Researches*, 2(3), 118-131.
- Sabarwal, A., Kumar, K., & Singh, R. P. (2018). Hazardous effects of chemical pesticides on human health—Cancer and other associated disorders. *Environmental toxicology and pharmacology*, 63, 103-114.
- Sahu, B. L., Ramteke, S., Rajhans, K. P., Patel, K. S., Wysocka, I., & Jaron, I. (2018). Contamination of pond with fluoride and heavy metals in the central India. *Water resources*, 45, 992-1001.
- Sappa, G., Ergul, S., & Ferranti, F. (2014). Water quality assessment of carbonate aquifers in southern Latium region, Central Italy: a case study for irrigation and drinking purposes. *Applied Water Science*, 4, 115-128.
- Sarkar, U. K., Mishal, P., Borah, S., Karnatak, G., Chandra, G., Kumari, S., ... & Das, B. K. (2020). Status, potential, prospects, and issues of floodplain wetland fisheries in India: synthesis and review for sustainable management. *Reviews in Fisheries Science & Aquaculture*, 29(1), 1-32.



- Saxena, G., Bharagava, R. N., Kaithwas, G., & Raj, A. (2015). Microbial indicators, pathogens and methods for their monitoring in water environment. *Journal of water and health*, 13(2), 319-339.
- Scheierling, S. M., Bartone, C., Mara, D. D., & Drechsel, P. (2010). Improving wastewater use in agriculture: An emerging priority. *World Bank Policy Research Working Paper*, (5412).
- Scholz, M. (2023). *Wetlands for water pollution control*. Elsevier.
- Schot, P. P., & Wassen, M. J. (1993). Calcium concentrations in wetland groundwater in relation to water sources and soil conditions in the recharge area. *Journal of hydrology*, 141(1-4), 197-217.
- Schwarzenbach, R. P., Egli, T., Hofstetter, T. B., Von Gunten, U., & Wehrli, B. (2010). Global water pollution and human health. *Annual review of environment and resources*, 35, 109-136.
- Sellami, I., Guermazi, W., Hamza, A., Aleya, L., & Ayadi, H. (2010, December 1). Seasonal dynamics of zooplankton community in four Mediterranean reservoirs in humid area (Beni Mtir: north of Tunisia) and semi arid area (Lakhmes, Nabhana and Sidi Saâd: center of Tunisia). *Journal of Thermal Biology*. <https://www.sciencedirect.com/science/article/pii/S030645651000094X>
- Sen, S. (2019). *Ganges: The many pasts of an Indian river*. Yale University Press.
- Shakar, G., Das, B., & Patel, B. (2021). Chemical Analysis of Surface Water of Raipur, Chhattisgarh to Evaluate The Consequences of Industrial Effluents. *SAMRIDDHI: A Journal of Physical Sciences, Engineering and Technology*, 13(02), 118-124.
- Shand, M. A. (2006). *The chemistry and technology of magnesia*. John Wiley & Sons.
- Sharma, P., & Gupta, S. (2014). Study of amount of Oxygen (BOD, OD, COD) in water and their effect on fishes. *American International Journal of Research in Formal, Applied and Natural Sciences*, 7(1), 53-58.
- Sharma, V., Walia, Y. K., & Kumar, A. (2015). Assessment of Physico Chemical Parameters for Analysing Water: A. *A Review J Biol Chem Chron*, 2(1), 25-33.
- Sheibani, E., & Mohammadi, A. (2018). The impacts of water compositions on sensory properties of foods and beverages cannot be underestimated. *Food research international*, 108, 101-110.
- Shen, C., Liao, Q., Titi, H. H., & Li, J. (2018). Turbidity of stormwater runoff from highway construction sites. *Journal of Environmental Engineering*, 144(8), 04018061.
- Shepherd, K. D., Shepherd, G., & Walsh, M. G. (2015). Land health surveillance and response: A framework for evidence-informed land management. *Agricultural Systems*, 132, 93-106.
- Shetty, S. S., Sonkusare, S., Naik, P. B., & Madhyastha, H. (2023). Environmental pollutants and their effects on human health. *Heliyon*.

- Shraim, A., Diab, A., Alsuhaime, A., Niazy, E., Metwally, M., Amad, M., ... & Dawoud, A. (2017). Analysis of some pharmaceuticals in municipal wastewater of Almadinah Almunawarah. *Arabian Journal of Chemistry*, 10, S719-S729.
- Shrivastava, D. K., Yadav, S., & Chandra, T. P. (2014). Evaluation of physico-chemical quality of drinking water in Bilaspur District of Chhattisgarh State. *International Journal of Scientific & Engineering Research (IJSR)*, 3(6), 1267-1271.
- Sievers, M., Hale, R., Parris, K. M., & Swearer, S. E. (2018). Impacts of human-induced environmental change in wetlands on aquatic animals. *Biological Reviews*, 93(1), 529- 554.
- Silvius, M. J., Oneka, M., & Verhagen, A. (2000). Wetlands: lifeline for people at the edge. *Physics and Chemistry of the Earth, Part B: Hydrology, Oceans and Atmosphere*, 25(7-8), 645-652.
- Simoes, L. C., & Simões, M. (2013). Biofilms in drinking water: problems and solutions. *Rsc Advances*, 3(8), 2520-2533.
- Singh Dhanesh, S. D., Prasad, S. J., & Kumar, J. A. (2014). Characterization of water and sediment quality of River Ahiran in Korba Chhattisgarh, India.
- Singh, M. R., & Gupta, A. (2016). Water pollution-sources, effects and control. *Centre for Biodiversity, Department of Botany, Nagaland University*.
- Singh, P. (Ed.). (2005). Wetlands conservation: Current challenges and future strategies/edited by Sanjeev Sharma, Pardeep Singh. *Wetlands*, 6(5), 407-408.
- Smith, G. S., Anjum, E., Francis, C., Deanes, L., & Acey, C. (2022). Climate change, environmental disasters, and health inequities: the underlying role of structural inequalities. *Current environmental health reports*, 9(1), 80-89.
- Smith, V. H., Tilman, G. D., & Nekola, J. C. (1999). Eutrophication: impacts of excess nutrient inputs on freshwater, marine, and terrestrial ecosystems. *Environmental pollution*, 100(1-3), 179-196.
- Stephenson, P. J., Londoño-Murcia, M. C., Borges, P. A., Claassens, L., Frisch-Nwakanma, H., Ling, N., ... & Fumagalli, L. (2022). Measuring the impact of conservation: The growing importance of monitoring fauna, flora and funga. *Diversity*, 14(10), 824.
- Suffet, I. H., Mallevalle, J., & Kawczynski, E. (Eds.). (1995). *Advances in taste-and-odor treatment and control*. American Water Works Association.
- Szewzyk, U., Szewzyk, R., Manz, W., & Schleifer, K. H. (2000). Microbiological safety of drinking water. *Annual Reviews in Microbiology*, 54(1), 81-127.
- Tariq, A., & Mushtaq, A. (2023). Untreated wastewater reasons and causes: A review of most affected areas and cities. *Int. J. Chem. Biochem. Sci*, 23, 121-143.
- Tarzwel, C. M. (1956, April). Water quality criteria for aquatic life. In *Trans. Seminar Biological Problems in*

- Teijon, G., Candela, L., Tamoh, K., Molina-Díaz, A., & Fernández-Alba, A. R. (2010). Occurrence of emerging contaminants, priority substances (2008/105/CE) and heavy metals in treated wastewater and groundwater at Depurbaix facility (Barcelona, Spain). *Science of the Total environment*, 408(17), 3584-3595.
- Tiwari, A. K., Singh, A. K., & Kumar, A. (2016). Assessment of physico-chemical properties of water in hand pumps of rural areas of Raipur district, Chhattisgarh, India. *International Journal of Current Research*, 8(08), 37207-37211.
- Tiwari, A. K., Singh, P. K., & Mahato, M. K. (2013). Chemistry of groundwater and their adverse effects on human health: a review. *Indian Journal of Health and Wellbeing*, 4(4), 923.
- Tudi, M., Daniel Ruan, H., Wang, L., Lyu, J., Sadler, R., Connell, D., ... & Phung, D. T. (2021). Agriculture development, pesticide application and its impact on the environment. *International journal of environmental research and public health*, 18(3), 1112.
- Unicef, & Unicef. (2016). Strategy for water, sanitation and hygiene 2016-2030.
- Unicef. (2018). Drinking water, sanitation and hygiene in schools: global baseline report 2018.
- Vaughan, H., Brydges, T., Fenech, A., & Lumb, A. (2001). Monitoring long-term ecological changes through the ecological monitoring and assessment network: science-based and policy relevant. *Environmental Monitoring and Assessment*, 67, 3-28.
- Viets Jr, F. G. (1974). Animal wastes and fertilizers as potential sources of nitrate pollution of water. *Effects of Agricultural Production on Nitrates in Food and Water with Particular Reference to Isotope Studies. Proc. of panel of experts organized by joint FAO/IAEA Div. of Atomic Energy in Food and Agriculture, Vienna*, 63-76.
- Vigil, K. M. (2003). Clean water. *As Introduction to Water Quality and Water Pollution Control*.
- Villanueva, C. M., Kogevinas, M., Cordier, S., Templeton, M. R., Vermeulen, R., Nuckols, J. R., ... & Levallois, P. (2014). Assessing exposure and health consequences of chemicals in drinking water: current state of knowledge and research needs. *Environmental health perspectives*, 122(3), 213-221.
- Volenzo, T. E., & Odiyo, J. (2018). Ecological public health and participatory planning and assessment dilemmas: The case of water resources management. *International journal of environmental research and public health*, 15(8), 1635.
- Wang, J., Da, L., Song, K., & Li, B. L. (2008). Temporal variations of surface water quality in urban, suburban and rural areas during rapid urbanization in Shanghai, China. *Environmental Pollution*, 152(2), 387-393.



- Wantzen, K. M., & Mol, J. H. (2013). Soil erosion from agriculture and mining: a threat to tropical stream ecosystems. *Agriculture*, 3(4), 660-683.
- Wato, T., Amare, M., Bonga, E., Demand, B. B. O., & Coalition, B. B. R. (2020). The agricultural water pollution and its minimization strategies—A review. *J. Resour. Dev. Manag*, 64, 10-22.
- Were, D., Kansime, F., Fetahi, T., Cooper, A., & Jjuuko, C. (2019). Carbon sequestration by wetlands: a critical review of enhancement measures for climate change mitigation. *Earth Systems and Environment*, 3, 327-340.
- Williams, D. S., Máñez Costa, M., Celliers, L., & Sutherland, C. (2018). Informal settlements and flooding: Identifying strengths and weaknesses in local governance for water management. *Water*, 10(7), 871.
- Williams, M., Kookana, R. S., Mehta, A., Yadav, S. K., Tailor, B. L., & Maheshwari, B. (2019). Emerging contaminants in a river receiving untreated wastewater from an Indian urban centre. *Science of the Total Environment*, 647, 1256-1265.
- World Health Organization. (2000). *Improving health through schools: National and International Strategies* (No. WHO/NMH/HPS/00.1). World Health Organization.
- World Health Organization. (2003). *Oral health promotion: an essential element of a health-promoting school* (No. WHO/NMH/NPH/ORH/School/03.3). World Health Organization.
- World Health Organization. (2016). *Protecting surface water for health: identifying, assessing and managing drinking-water quality risks in surface-water catchments*.
- World Health Organization. (2019). *Improving health and learning through better water, sanitation and hygiene in schools: an information package for school staff*.
- World Health Organization. (2022). *Guidelines for drinking-water quality: incorporating the first and second addenda*. World Health Organization.
- Wu, J., Yu, L., Yan, B., Xu, J., Feng, Z., & Shen, X. (2011, June 1). Zooplankton distribution and community structure in Tianwan Offshore Area. <https://ieeexplore.ieee.org/document/5965147/>
- Wurtsbaugh, W. A., Paerl, H. W., & Dodds, W. K. (2019). Nutrients, eutrophication and harmful algal blooms along the freshwater to marine continuum. *Wiley Interdisciplinary Reviews: Water*, 6(5), e1373.
- Yigitcanlar, T. (2009). Planning for smart urban ecosystems: Information technology applications for capacity building in environmental decision making. *Theoretical and Empirical Researches in Urban Management*, 4(3 (12), 5-21.
- Zaghloul, A., Saber, M., & El-Dewany, C. (2019). Chemical indicators for pollution detection in terrestrial and aquatic ecosystems. *Bulletin of the National Research Centre*, 43, 1-7.

Zaghloul, A., Saber, M., Gadow, S., & Awad, F. (2020). Biological indicators for pollution detection in terrestrial and aquatic ecosystems. *Bulletin of the National Research Centre*, 44, 1-11.

Zahid, J. (2018). Impact of clean drinking water and sanitation on water borne diseases in Pakistan.

Zahoor, I., & Mushtaq, A. (2023). Water pollution from agricultural activities: A critical global review. *Int. J. Chem. Biochem. Sci*, 23(1), 164-176.

Zak, D., Hupfer, M., Cabezas, A., Jurasinski, G., Audet, J., Kleeberg, A., ... & Goldhammer, T. (2021). Sulphate in freshwater ecosystems: A review of sources, biogeochemical cycles, ecotoxicological effects and bioremediation. *Earth-Science Reviews*, 212, 103446.

Zamora-Ledezma, C., Negrete-Bolagay, D., Figueroa, F., Zamora-Ledezma, E., Ni, M., Alexis, F., & Guerrero, V. H. (2021). Heavy metal water pollution: A fresh look about hazards, novel and conventional remediation methods. *Environmental Technology & Innovation*, 22, 101504.

Zehnder, A. J., Yang, H., & Schertenleib, R. (2003). Water issues: the need for action at different levels. *Aquatic sciences*, 65, 1-20.

Zhang, C., Wen, L., Wang, Y., Liu, C., Zhou, Y., & Lei, G. (2020). Can constructed wetlands be wildlife refuges? A review of their potential biodiversity conservation value. *Sustainability*, 12(4), 1442.

Zhang, Y., & Liu, W. T. (2019). The application of molecular tools to study the drinking water microbiome—Current understanding and future needs. *Critical Reviews in Environmental Science and Technology*, 49(13), 1188-1235.

