



‘Assessment of Declining Child Sex Ratio of Towns in Ahmednagar District’

Dr. Sharad A. Borude

Assistant Professor, P G, Dept. of Geography, Ahmednagar College, Ahmednagar, Maharashtra.

ABSTRACT

Sex ratio is often described by comparing the size of the sex category with a ratio. The study of sex ratio of population helps in ascertaining the specific requirement of the males and female. Considering the rural-urban differentials in exists in sex ratio of any area, helps in distinguishing the specific need of population in the area. The study of sex ratio of population is important for manpower planning, regional urban, economic and developmental planning. In India Over all sex ratio (OSR) has gradually increased from the last census by seven points from 933 (2001) to 940. According to the Indian census, the situation is worse for the child Sex Ratio (CSR), the sex ratio in the 0-6 age group went down from 962 (1981) to 914 (2011). 2011 census showed that in 26 States/UTs rural child sex ratio are higher than urban areas (Paul, K., & Saha, S. 2015). Ahmednagar district is situated in western part of Maharashtra shows rural- urban differentials in sex ratio. Urban sex ratio is always less in district compare with rural areas. This research focus on age specific sex ratio and it is reported that all the towns of district are having declining child sex ratio rapidly and need to be focused by planners.

Key Words: sex ratio, child sex ratio, rural- urban differentials, declining child sex ratio.

1. Introduction

Sex ratio is used to describe the number of females per 1000 of males. Sex ratio is a valuable source for finding the population of women and what is the ratio of women to that of men. In most of the developed countries of world the world sex ratios is calculated by dividing male population by female population but in India sex ratios is measured by dividing female population by the male population and multiply it by 1000. The sex ratio is also called as ‘masculinity ratio’ when men are excess than the females but when women’s are put above are divided by the men in the ratio, as in the case of India, it is the ‘femininity ratio’. Sex ratio can compute not only for total population but also for classes within that population at different age level or by age classes.

A numerical representation of the sex composition of a population is expressed in terms of Sex ratio. Sex composition is expressed differently in different countries. In some countries like Russia, USA and New Zealand it is expressed in percentage while in India it is expressed as female behind per thousand male.

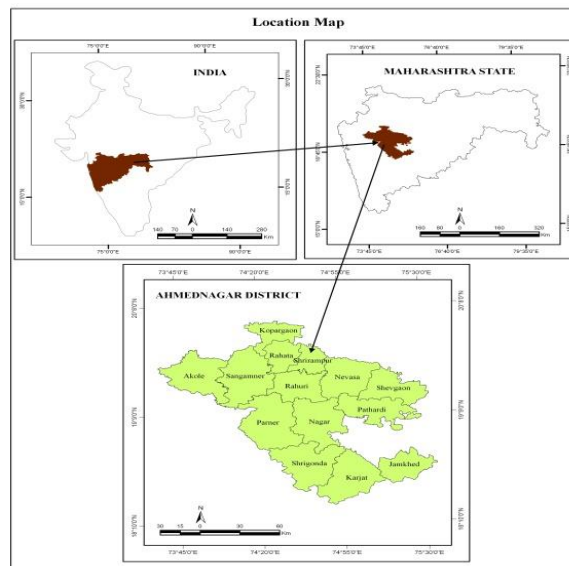
In 2001 world sex ratio was 986 females behind per thousand males and it becomes 984 in the census year 2011. Russian Federation shows 1167 females behind thousand males, which is highest in the world, whereas 926 females behind thousand male which is lowest sex ratio have found in China. The Overall sex ratio (OSR) of India in 1981 was 934 females / 000 male, in 1991 it was 927 female and in 2011 it rises slightly on 940 female/ 000 males.

Since the last five decades in India the sex ratio has been moving around 930 of females to that of 1000 of males. The major cause of the decrease of the female birth ratio in India is considered to be the violent treatments meted out to the girl child at the time of the birth. The Sex Ratio in India was almost normal during the phase of the years of independence, but thereafter it started showing gradual signs of decrease. The Indian states Haryana have the lowest rate of sex ratio shows the figure 877 of females/000 males whereas Kerala have highest number of 1084 females to that of 1000 males (*Paul, K., & Saha, S. 2015*).

Maharashtra state has ranked thirteen in overall sex ratio with 937 females / 000 males. In 1991 the sex ratio of state decline to 934 females and its decline on 922 females in the year 2001, OSR shows slight increase of 3 females and rich on 925 females /000 males. As per 2001 census, sex ratio of Ahmednagar district is 940 females /000 males and in 2011 census, it was 939 females /000 males. This research is an attempt to assess trend and pattern of declining child sex ratio of towns in Ahmednagar district.

2. STUDY AREA:

Ahmednagar is the largest district in Maharashtra state in area (17048 sq. Km). As per 2011 census data the district consists of 14 Talukas includes 1581 inhabited villages, 19 towns and 1 Class one city i.e. district headquarter. Latitudinal extension of the district is 18⁰ 02' north latitude to 19⁰ 09' north Latitude and longitudinal extent is between 73⁰ 09' east to 75⁰ 05' east longitude. According to Census 2011 there are 18 towns and one city in Ahmednagar District.



Map no. : 1: Location of Ahmednagar District

3. AIM AND OBJECTIVES:

The main aim and objectives of the research paper is to assess level and trend of child sex ratio of towns in Ahmednagar district

4. METHODOLOGY:

This research is based on secondary sources of data. The data regarding sex ratio and child sex ratio have been computed with the help of district census handbook of Ahmednagar district for the year 1991 to 2011. Using census data for last three decades over all sex ratio and Child sex ratio (0-6 age) is calculated with the help of following formula and result is interpreted.

$$\text{Sex ratio} = \frac{\text{Number of female}}{\text{Number of male}} * 1000$$

$$\text{Child Sex ratio} = \frac{0 - 6 \text{ female population}}{0 - 6 \text{ male population}} * 1000$$

5. Urban Sex Ratio of Ahmednagar District:

Sex structure one of the basic biological attributes of any population group and not only affect its demographic but also its social, economic and political structure, influences on birth and death rate, migration, marital status composition, manpower, the gross national product, planning regarding educational and medical services and houses etc. (Asha Bhende & Knitkar. 2008). Sex composition directly influences on supply of labor. If proportion of males in the total population is larger than females, then the supply of labor is more.

From the study of differential population characteristics of Nagar taluka it is founded that, declining child sex ratio is one of the serious social problems in tahsil and in RRCs rapidly declined child sex ratio than URCs in tahsil. Except Chichondi patil, it is serious issue in all RRCs and it is problem in Nagapur and Bhingar

URCs also (Ivale M B & T.M Varat 2015) Ahmednagar city is a secondary city in Maharashtra, having a long history of more than 500 hundred years of urbanization it represents; typical characteristics of old *age stage* of urban development, as suggested by B. Newling in his model (Borude, S. A., & Gaikwad, S. D. 2014). Ahmednagar is only class one city and remaining are the statutory and census towns in Ahmednagar district.

Table no. 1: Urban Sex ratio in Ahmednagar District (1971-2011)

Sr. No.	Name of Town/City	1971	1981	1991	2001	2011
01	Towns in district	906	905	897	894	907
02	Ahmednagar City	905	909	927	928	961
03	Ahmednagar Dist. Urban	865	889	914	907	942

Source: Computed by researcher with Ahmednagar District Census Handbook (1971 to 2011)

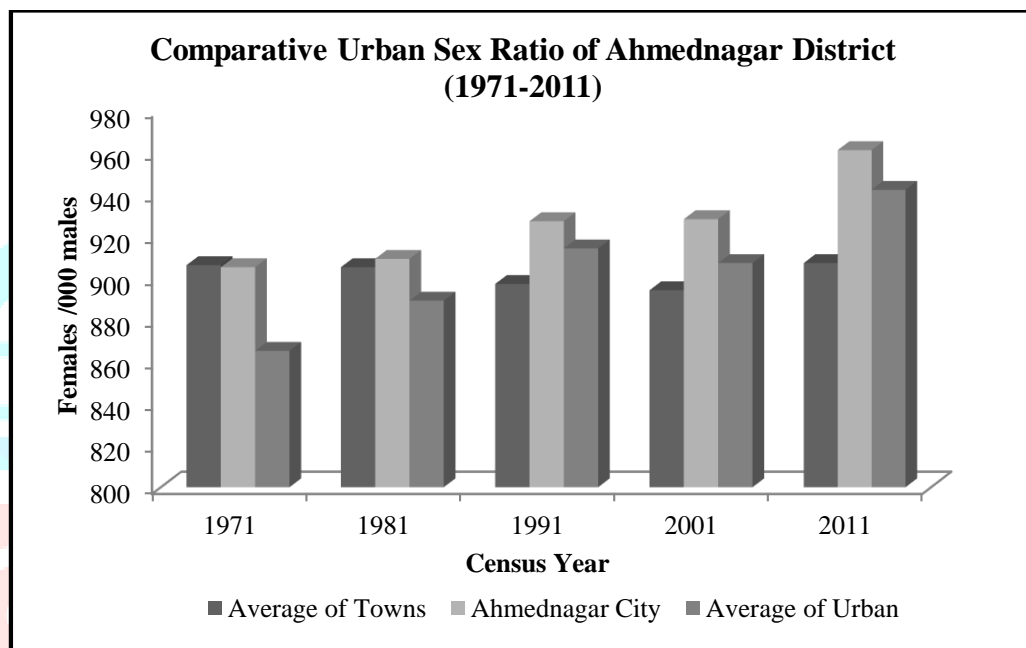


Fig no. 1: Comparative urban sex ratio of Ahmednagar district.

From comparative analysis of figure number 1 it is clear that sex ratio of Ahmednagar city increasing steadily but compare with Ahmednagar city; towns in Ahmednagar district shows continuously decline trend of sex ratio in last four decades from 1971 to 2011. Overall urban sex ratio of Ahmednagar district decline continuously from 1971 to 2001 but after 2001 urban sex ratio increase by 35 female/000 male.

6. Child Sex Ratio:

Child sex ratio is useful to identify the situation of the future male-female ratio of sex ratio. Female birth rate is declining all over the world, due to pre-sex determination tests. Census of India starts to acquire information about child population with the gender from the census year 1991. According to 1991 census there was 945 female child /000 male childes which declines to 927 in the census year 2001 and in 2011 shows the figure 914 females which is shows decline in child sex ratio in India.

According to census data, the Child Sex Ratio (CSR) is continuously decreasing from 1961 to 2011 in urban Maharashtra. Child sex ratio is decreasing from 1981 to 2011. In 1981 child sex ratio was 951, in

1991 it was 934, in 2001 it was 908 and in 2011 it is 888 female child /000 male childes. The same scenario about child sex ratio has been observed in the Ahmednagar district. According to 2001 census, the Ahmednagar district shows 884 female child /000 male childes and it decline in the census year 2011 to 852 female child /000 male childes.

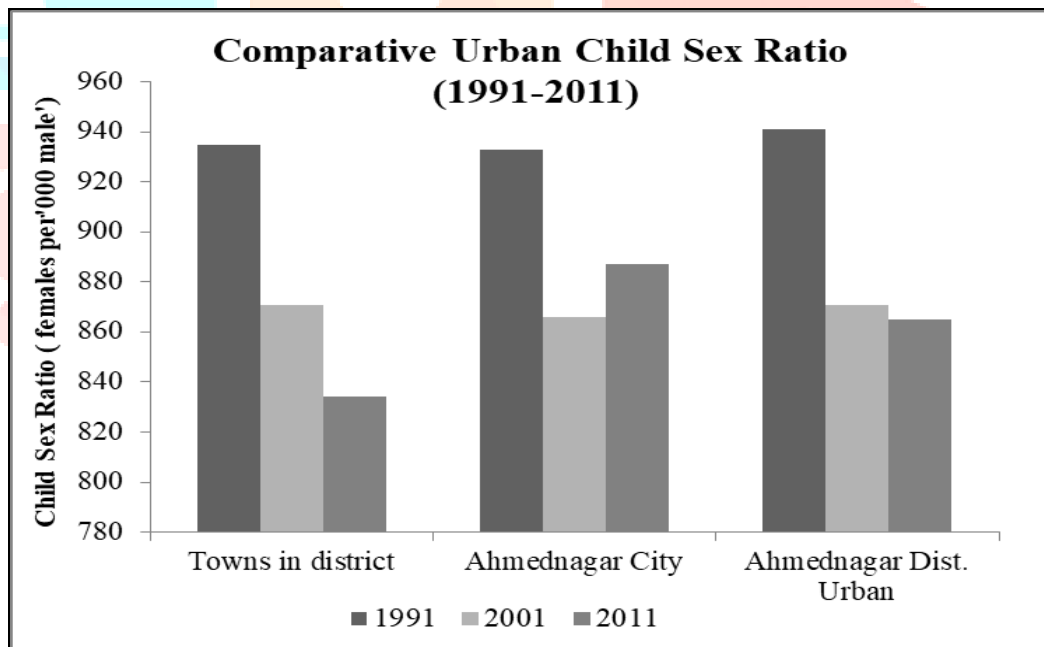
Figure no.2 represents the comparative child sex ratio (CSR) of Ahmednagar district. The child sex ratio of urban part of the district is declining continuously from 1991-2011. In 1991 child sex ratio were 941 female child /000 male childes. A remarkable decline in child sex ratio is observed in the census year 2001 (871) as compared to the preceding census year (941), its decline by 70 points. In 2011 child sex ratio is again decline to 865 female child /000 male childes.

Table No. 2: Urban Child Sex ratio in Ahmednagar District (1991-2011)

Sr. No.	Name of Area	1991	2001	2011
01	Towns in Ahmednagar district	935	871	834
02	Ahmednagar City	933	866	887
03	Ahmednagar Dist. Urban	941	871	865

Source: District Census Handbook of Ahmednagar District (1991 to 2011)

Fig no. 2: Comparative Urban Child Sex Ratio (1991-2011)



As compare to district urban, the child sex ratio of Ahmednagar city was low in 1991 (933) and 2001 (866). The child sex ratio of Ahmednagar city is increased in 2011. Compare to city and district urban population, the child sex ratio of towns is low. The child sex ratio of towns is continuously declining from 1991 (935) to 2011 (834).

7. Assessment of Child Sex Ratio of towns in Ahmednagar District:

From the detail Geographical assessment of child sex ratio of towns in Ahmednagar district it is clear that all the 18 towns in Ahmednagar district shows declining Trend in child sex ratio from 1991 to 2011. Out of 18 towns in Ahmednagar district, lowest decline is recorded in Jamkhed town and highest decline in child sex ratio is recorded in Rajur town. From the data of decline in child sex ratio researcher made 4 groups of the towns.

There are five towns in Ahmednagar district recorded decline in child sex ratio below 50 female child /000 male childes. In the two decades lowest decline is recorded in Jamkhed town followed by the Darewadi, Pathardi, Shrirampur and Kopargaon. Five towns in districts record decline between 50 to 100 female child /000 male childes includes towns of Shirdi, Ahmednagar Cantonment, Ghulewadi, Karjat and Sangamner are the towns record significant change in child sex ratio.

Table No. 3: Child Sex ratio of Towns in Ahmednagar District (1991-2011)

Sr. No.	Name of Town	1991	2001	2011	Decline in child Sex ratio		
					1991-2001	2001-2011	1991-2011
01	Ahmednagar Cant.	933	840	860	-93	20	-73
02	Burhanagar	884	897	738	13	-159	-146
03	Darewadi	819	836	791	17	-45	-28
04	Nagapur	929	856	789	-73	-67	-140
05	Nagardeole	973	856	853	-117	-3	-120
06	Rahuri	972	865	800	-107	-65	-172
07	Deolali Pravara	954	852	846	-102	-6	-108
08	Rahata Pimpalas	990	884	837	-106	-47	-153
09	Shirdi	921	864	860	-57	-4	-61
10	Kopargaon	940	886	892	-54	6	-48
11	Sangamner	926	881	830	-45	-51	-96
12	Ghulewadi	937	877	843	-60	-34	-94
13	Rajur	1058	921	788	-137	-133	-270
14	Karjat	868	878	773	10	-105	-95
15	Jamkhed	862	866	857	4	-9	-5
16	Pathardi	910	844	868	-66	24	-42
17	Shrirampur	939	898	894	-41	-4	-45
18	Shrigonda	1007	875	896	-132	21	-111

Source: Computed by researcher with District Census Handbook, (1991 to 2011)

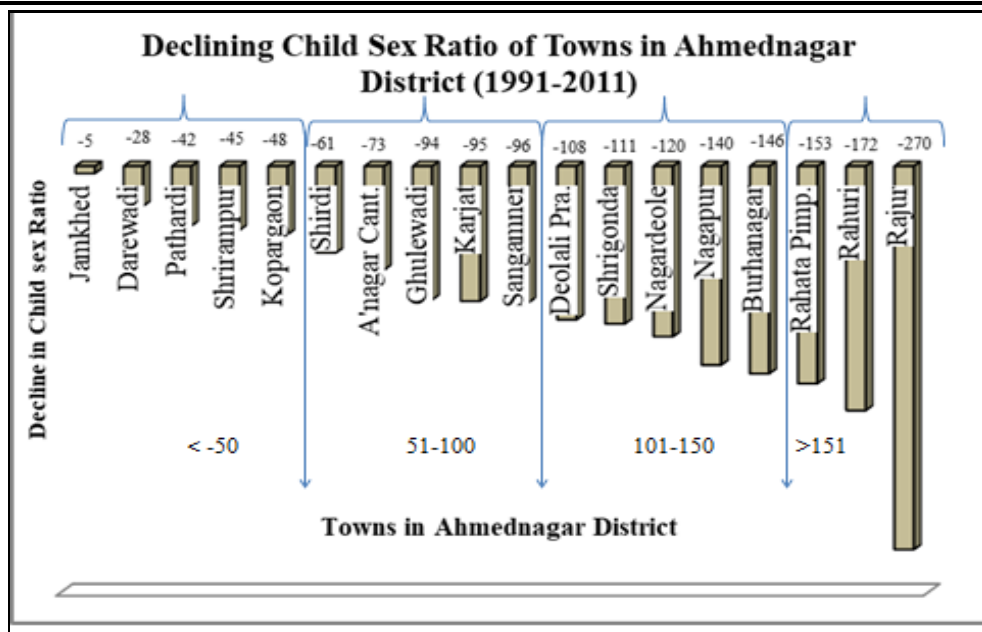


Fig no. 3: Declining Child sex ratio of towns in Ahmednagar District (1991-2011)

Five towns of Ahmednagar district record decline in child sex ratio between 100 to 150 female child / 000 male childes. Devlali Pravara, Shrigonda, Nagardevale, Nagapur and Burhanagar are the town's shoes very rapid decline in child sex ratio. Three towns of Ahmednagar district noted extreme change in child sex ratio and record decline above 150 female child /000 male childes in the span of two decades. Rahata pimples and Rahuri towns located on Ahmednagar-Manmad highway recorded rapid decline in child sex ratio. Rajur town in Akola taluka of Ahmednagar district has recorded highest decline in child sex ratio in two decade which is 270 female child /000 male childes. It is located in hilly area which is educationally and socially backward part of Ahmednagar district and recorded very significant decline in child sex ratio.

8. Findings and Suggestions:

The decreasing sex ratio with aging is a reflection of younger age of male population in contrast with the females. This study of population characteristics is important in the field of planning analysis it help in attending the base equation relating to how much less and of what type of trend, which is useful for planning the needs, special education and economic development. From the geographical assessment of child sex ratio of towns in Ahmednagar district it is clear that

- i) All the 18 towns in Ahmednagar district recorded decline in child sex ratio in last two decades.
- ii) From 1991 to 2001 except Darewadi, Burhanagar and Jamkhed remaining all towns recorded decline in child sex ratio.
- iii) In the decade from 2001 to 2011 except Ahmednagar Cantonment Board Kopargaon and Pathardi town other 15 towns recorded decline in child sex ratio.
- iv) Rahata and Rahuri towns in Ahmednagar district located to the north of district are extreme plane, fertile and irrigated part recorded highest decline in child sex ratio.
- v) Rajur is only town in Akola tehsil recorded highest decline in child sex ratio is geographically, economically and socially extreme back ward part of district.
- vi) Ahmednagar city recorded high child sex ratio than all towns in district.

If the proportion of males in population is large, then age at marriage for girls decline due to need of girls. Difference in age between husband and wife at marriage increases and due to early age of marriage birth rate also increases. From the assessment of declining child sex ratio in towns of Ahmednagar district, it is clear that decline in child sex ratio which is symbol of social imbalance in urban settlements specially towns in future. There is urgent need to be focus on this serious demographic issue, otherwise in coming days it will leads several social as well as demographic problems of population.

9. Conclusion

It is observed that there was decline in number of females in urban areas, this is result of rural-urban migration is dominated by males. It is due to inadequacy of employment opportunities in rural areas. High cost of leaving and scarcity of residential houses in urban areas, so many a time only male move to urban settlements leaving their families behind villages. Life in big cities and metropolitans is more costly and risky now migrants are preparing towns where survival is quite easy compare with large agglomerations and it is resulted into more sex selective migration towards small towns resulted into rapid decline in sex ratio in urban areas. Overall decline in sex ratio in urban areas especially in towns, sex selective abortions and small family norms or single child norms in urban areas are also responsible for declining child sex ratio in towns of Ahmednagar district.

References:

- Bhende, A. A., & Kanitkar, T. (1978).** *Principles of population studies*. Bombay: Himalaya Publishing House.
- Borude, S. A.** Land Use Change Detection of Urban Area Using GIS and RS Techniques: A Study of Ahmednagar City, Maharashtra, India.
- Borude, S. A., & Gaikwad, S. D. (2014).** Application of Spatial variation Urban Density Model: A study of Ahmednagar City, Maharashtra, India. *Scholarly Research Journal for Interdisciplinary Studies*, 2(14), 2081-2090.
- Chaudhari, C. B.** Statistical Analysis of Sex-Ratio of Shirdi Town.
- Gadakh, B. L., & Jaybhaye, R. G.** An Assessment Of Correlation Sex Ratio And Literacy On 1981 To 2011 Of The Nashik City, Maharashtra.
- Ivale, M. B. (2015).** Study of differential population characteristics of Nagar Tehsil District Ahmednagar.
- Paul, K., & Saha, S. (2015).** Declining child sex ratio in India and its major correlates. *International Journal of Current Research and Review*, 7(11), 26.
- Pawar, S. N.** Population Distribution by Gender in Ahmednagar District of Maharashtra: A Spatial Perspective.
- Ramaiah, G. J., Chandrasekarayya, T., & Murthy, P. V. (2011).** Declining child sex ratio in India: Trends, issues and concerns. *Asia-Pacific Journal of Social Sciences*, 3(1), 183-198.
- Sasane, S., & Wabale, S.** Negative Change in Sex Ratio: A Burning Issue in Ahmednagar District (Maharashtra).

T K Roy (2003). Population Studies at a Distance: MPS:03, Introduction to population studies, IIPS , Mumbai, 6-9.

Waghmare, P. B., & Khadke, P. A. (2018). Comparative Study of Urban Population Density and Sex Ratio in Maharashtra. International Journal of Engineering& Scientific Research, 6(2), 56-70.

Yadav, P., & Chandar, K. (2017) Correlation between sex ratio and literacy rate in Deoriat owns: A geographical analysis.

<https://www.census2011.co.in/sexratio.php>

<https://www.epw.in/tags/child-sex-ratio>

