



DETECTION OF TRAFFIC SIGNS BY CONVOLUTIONAL NEURAL NETWORK USING SEQUENTIAL API

¹Janmejy Kar, ²Manish Kumar, ³Dipali Dhake, ⁴Gayatri Palde, ⁵Umakant Mandawkar

¹⁻⁴Student

¹⁻⁴School of Computer Science and Engineering,

¹⁻⁴Sandip University, Nashik, India

⁵Assitant Professor

⁵School of Computer Science and Engineering,
Sandip University, Nashik, India

Abstract - Traffic Sign Recognition is needed for independent driving and assisted driving research. TSR studies are of incredible importance for enhancing street traffic safety. In recent years, CNN (Convolutional Neural Networks) has made quite an achievement in image processing tasks. It shows higher accuracy than the traditional approach. Although, the execution time and accuracy of the present CNN techniques have been improved. The hardware necessities also are better than earlier than, resulting in a bigger detection value. To clear up those issues, this paper proposes a new approach to the CNN model. Improvised batch normalization and enhancing the community shape for traffic signal detection duties. The accuracy of the model inside the traffic signal detection project is significantly advanced, and the detection velocity will become quicker. The result showed that the strategy in this paper has assisted with improving the precision and recognition speed of traffic light identification and waning the equipment prerequisites of the discovery framework too.




Keywords:

Traffic Sign Recognition, Neural Network framework, Multi-variant classification, Normalisation

I. INTRODUCTION

In all countries of the world, the essential statistics approximately the road limitation and circumstance are provided to drivers as visual signals, consisting of traffic signs and visitors' lanes. Traffic signs are a critical part of the street infrastructure to offer statistics approximately the contemporary kingdom of the road, restrictions, prohibitions, warnings, and different beneficial facts for navigation. This record is encoded inside the traffic sign visual traits: Shape, colouration and pictogram. Disregarding or failing to note those site signs may without delay or indirectly make contributions to a traffic coincidence. However, in destructive site signs situations, the driver may by chance or intentionally not notice signs and symptoms. In those instances, if there may be an automatic detection and reputation gadget for traffic signs, it can catch up on a motive force's viable inattention, decreasing a driver's tiredness through supporting him observe the visitors sign, and for this reason, making riding more secure and less difficult. Traffic sign detection and reputation (TSDR) is a crucial software inside the more recent era referred to as superior driver help systems (ADAS), which is designed to offer drivers with essential information that could be tough or not possible to return utilizing via some other approach [1]. The TSDR device has acquired an increasing hobby in latest years due to its ability to use in Various packages. Some of these packages have been well described and summarized in as checking the presence and condition of the signs and symptoms on highways, sign inventory in cities and towns, re-localization of self-sustaining automobiles; as well as its use in the software relevant to this research, as a driving force aid system. However, some of the challenges stay for a successful TSDR structure; as the overall performance of those structures is significantly affected by the encompassing situations that affect road signs and symptoms visibility. Circumstances that affect street signs and symptoms visibility are either temporal due to illumination elements and terrible weather conditions or everlasting due to damage and poor postage of symptoms. As of late, Traffic Signs Recognition needs to turn into a warm and vivacious studies subject matter because of its significance; there are numerous issues supplied to the drivers that avoid their functionality to correctly see the travellers' signs and symptoms. Hence it became important to automate the site visitors sign detection and popularity manner effectively. Troubles that may confront TSR frameworks, in actuality, according to the German Traffic Signs Detection Benchmark (GTSDDB) [3], street site guests' signs and side effects are separated into three significant classes: Prohibitory, Mandatory and Danger.

Table.1. Traffic Sign Categories according to GTSDDB Dataset

| Category | Shape | Color | Example |
|--------------------|------------------------|--------------------------|--|
| Prohibitory | Circular | Red, Blue, White & Black |  |
| Mandatory | Rectangular & Circular | Blue, White & Black |  |
| Danger | Triangular | Red, White & Black |  |

Prohibitory symptoms and signs are used to ban certain behaviours, Mandatory symptoms suggest pedestrians, vehicles and intersections, and in the end, Danger signs alert drivers to be aware of risky goals on the street. These classes and their number one defining features are validated in table no.1.

II. LITERATURE REVIEW

Training of traffic sign recognition began from the Program for European Traffic with High Efficiency and Unreasonable Safety (PROMETHEUS) sponsored with the support of automobile companies and other establishments to bring new technology into play in sign recognition. The sign is based on 3 stages – Detection, Tracking and finally Recognition [1].

The goal is to find the regions of interest from which we can gain the maximum output to determine and track the object's existence. In this section the image is divided into parts, then the object is proposed accordingly to a formerly supplied attributes together with colour and form. To secure the precision of the projected figure or image, a monitoring segment is much needed. As an alternative to sensing the photograph with the use of the most effective one frame, the set of rules would tune the proposed item for a positive quantity of frames (commonly found is four). This has proved to increase our prediction value and lower our loss.

The recognition section is the principal phase in which the signs are classed into their multi-variant classification. Older item recognition techniques like Support Vector Machine (SVM), Adaboost and Principal Component Analysis which is the statistical method [1]. With developing technology, deep mastering methods have ended up more famous and efficient with time. Convolutional Neural Networks (CNNs) have executed excellent achievement in the speciality of image class and object reputation. Unlike the conventional strategies, CNNs are skilled to robotically extract capabilities and stumble on the preferred items considerably faster and greater dependable.

III. METHODOLOGY

Preparing and testing a Convolutional Neural Network needs a major amount of information as a base. The German Traffic Sign Detection Benchmark (GTSDDB) [3] has arisen as to the acceptance of tutoring CNN's concerning traffic signal location. It consists of many forms of visitors' signs and symptoms in severe conditions—weathering, lighting, angles, and so forth... which assist the version to teach to understand the signs discovered in those situations.

3.1 Designing

3.1.1 Training section

Initially, the training images or photos are loaded in RGB mode and converted to grayscale, then they are transformed to HSV colour space. Each image is then bested to the neural community for schooling at long last, the organization predicts in which the sign is (RoI extraction) seen through by the method of non-greatest concealment to pick least difficult to extract useful information out from our region of interest. These forecasts are then contrasted with the ground-reality (real) spaces of interest and refinement names. Distance plays an important role using the traffic sign detection as distance reduce the resolution which increases the loss fee as it becomes difficult to extract features. So, we increase the number of partially visible image to increase the learning rate to increase accuracy. This technique is repeated for a partially visible image variety, we increment the epochs for them even after that the learning is completed, to improve the model.

3.1.2 Testing model

In this, the images are uploaded in RGB as well as the grayscale format and then converted to HSV, but there is no training, the model simply predicts the signs in different conditions and environment as shown in fig. 1.

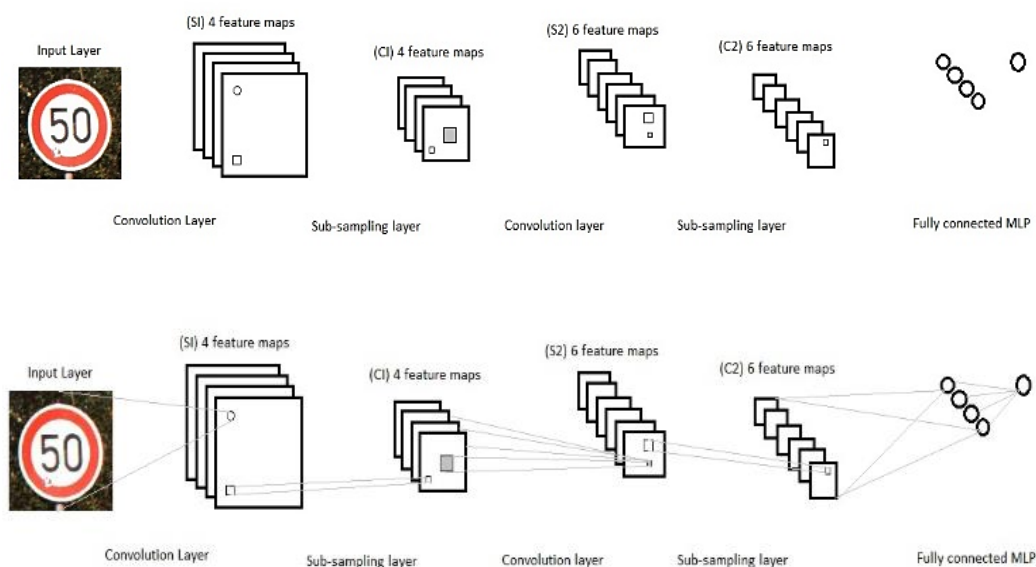


Fig – 1 Testing model diagram

3.1.3 Network Structure

We have tested and trained our model in CNN with Sequential fashion is supplied seeing that they produced the pleasant better consequences with wider batch and kernel size.

Our model is a sequential model which works as a frontend community structure CNN (Convolutional Neural Network) set of rules to come across and classify traffic signs. CNN includes a Fast CNN detector which is applied to pick out the excellent region.

Table.2. Structure of Input Size

| Type | Patch size | Input size |
|----------|------------|------------|
| Conv. | 5x5 | 30x30x3 |
| Conv. | 5x5 | 26x26x32 |
| Conv. | 2x2 | 22x22x32 |
| Max Pool | 2x2 | 11x11x32 |
| Dropout | 0.25 | 11x11x32 |
| Conv. | 3x3 | 9x9x64 |
| Conv. | 3x3 | 7x7x64 |
| Max Pool | 2x2 | 3x3x64 |
| Dropout | 0.25 | 3x3x64 |
| Flatten | Channels | 1x1x576 |
| Dropout | 0.25 | 1x1x256 |
| Dense | Outputs | 1x1x256 |
| SoftMax | Classifier | 1x1x256 |

Table 2 and Table 3, it is composed especially of 5x5 convolution (Conv2D) layers in conjunction with 3x3 convolutions, they have been confirmed to be useful in dimensionality reduction and this gave us an idea for faster performance.

Our base neural network consists of five Conv2D Layers and two max-pooling2D layers. In output size, we get 4 Conv2D whereas maxpool2D is two times as can be seen in Table 3. For category, a SoftMax classifier is used.

Table.3. Structure of Output Size

| Type | Output Size |
|----------|-------------|
| Conv. | 26x26x32 |
| Conv. | 22x22x32 |
| Max Pool | 11x11x32 |
| Dropout | 11x11x32 |
| Conv. | 9x9x64 |
| Conv. | 7x7x64 |
| Max Pool | 3x3x64 |
| Dropout | 3x3x64 |
| Flatten | 1x1x576 |
| Dropout | 1x1x256 |
| Dense | 1x1x256 |
| Dense | 1x1x43 |

3.2. Training the Model

Figs. 3 and 4 show the exploratory information analysis carried out with the 43-classes within the GTSDDB [3], it's miles clean that there are numerous instructions (e.g., Speed Limit 40, Restriction Ends, No Passing, General Caution, Children Crossing and Go Left) which have much less than 20 times inside the dataset – which is not an acceptable amount to train a CNN model in any respect. Other instructions (e.g., Speed Limit 20, Speed Limit 80, Pedestrians and Stop) have 20 to 60 times that are nevertheless not sufficient. Finally, there are instructions (e.g., Speed Limit 30, Speed Limit 50 and Giveaway) which have more than 60 times. For the above reason – loss of enough training data in the GTSDDB dataset [3] – We decided to use the Deep CNN with sequential with Kernel (5,5). So, we that with increased kernel size we could train our model better with each image available in the GTSDDB dataset.

IV. RESULT

In this paper, the traffic sign popularity method become represented, which aimed to cope with the problem of actual-time image classification and label. To accomplished this goal, we proposed a faster method for real-time traffic sign recognition. firstly, this project calls for earlier information of Keras, matplotlib, sci-package-learn, pandas, PIL and image class detected based on the shape features.

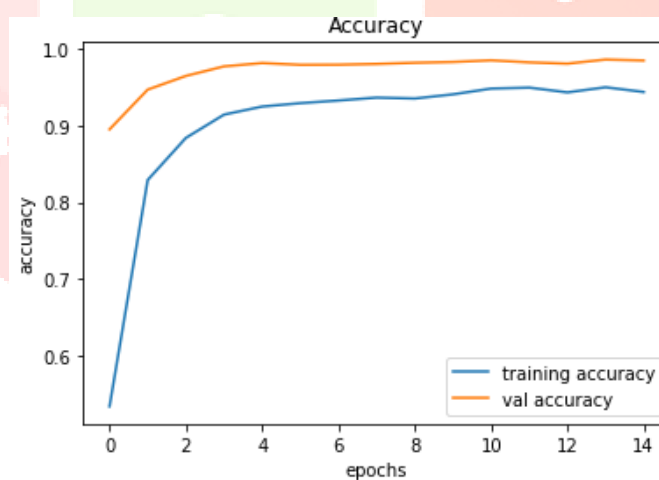


Fig – 3 Accuracy of Model

Secondly, this version is significantly improved based on the CNN version via increasing kernel size from (3,3) to (5,5) as the full convolutional kernel, including pooling layer to lessen the scale of the function maps, deciding on the Adam method as the optimizer algorithm it's miles essential to investigate the optimization the usage of optimization algorithms, to enhance the performance and accuracy of traffic sign detection and category. eventually, the traffic signal category and recognition of traffic signs are finished through non-stop schooling and trying out of the community model.

The experimental outcomes display that the correct recognition fee of traffic signs reaches ninety-five %. The proposed algorithm has extra admirable accuracy, better actual-time overall performance, stronger generalization and higher schooling efficacy than other algorithms. The correct reputation rate and average processing time are appreciably improved.

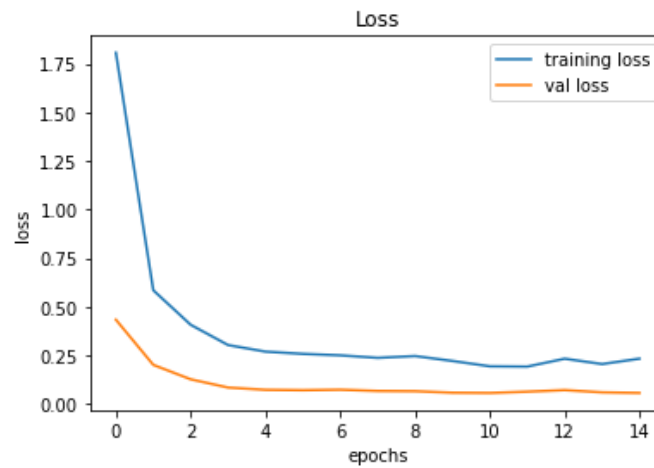


Fig – 4 Loss of Model

Our approach finished the entire technique of recognition and type at a velocity of near 31 frames in steps, with photograph size 30×30 , on our system, with an accuracy of ninety-five % and also how accuracy and loss modifications with time. consequently, our approach is possible for use in actual-time visitors sign recognition. Refer to Fig- 3 and 4 for accuracy and loss in the model.

V. CONCLUSION

In the paper, we have projected a new method to detect and classify traffic signs for self-driving cars and traffic monitoring camera. This paper was possible by using a CNN (Convolutional Neural Network), the Sequential API has managed to achieve precise results in our simulation and GUI with an average of 95% accuracy.

The sequential training model used on the GTSRB dataset, which consisting of 39,200 images of 43 classes. Training the dataset has procured us with an accuracy of 94.8%. Accuracy can be improved by the accumulation of significantly more training data and training the models with higher epochs and for a longer time if a high-end system is available.

REFERENCE

- [1] Zaki, Pavly Salah et al. "Traffic Signs Detection and Recognition System using Deep Learning." *2019 Ninth International Conference on Intelligent Computing and Information Systems (ICICIS)* (2019): 160-166.
- [2] M. Fu and Y. Huang, "A survey of traffic sign recognition," *2010 International Conference on Wavelet Analysis and Pattern Recognition*, 2010, pp. 119-124, doi: 10.1109/ICWAPR.2010.5576425.
- [3] "GTSRB," [Online] Available: <http://benchmark.ini.rub.de/?section=gtsrb&subsection=news>
- [4] Er. Navjot Kaur, Er. Yadwinder Kaur "Object Classification Techniques using Machine Learning Model". *International Journal of Computer Trends and Technology (IJCTT)* V18(4):170-174, Dec 2014.