



A Study on PASSWORD BASED CIRCUIT BREAKER using Aurdino

P.SRINIVAS REDDY¹ VINEET KUMAR²

^{1,2} Dept. of Electrical and Communication Engineering, Lovely Professional University, Punjab, India

ABSTRACT:

In our daily lives, security is the primary concern when engaging in any activity. In today's world, the accidental death of a lineman is frequently reported and documented. Looking at the current working style, a safety measure to protect the operator is found to be very necessary in this direction. The electric lineman safety system is intended to control the control panel doors and circuit breaker using a password for safety. Critical electrical accidents involving linemen are on the rise, which may be due to a lack of communication and coordination between maintenance personnel and electric substation personnel. The proposed system provides a solution that ensures the safety of linemen. The lineman is in charge of turning the power to the line on and off. The system is set up so that a password is required to access the control panel and circuit breaker (ON/OFF) doors. the lineman requests and receives a secure password from the control room for the information on that line. This request is registered, and a password is sent to the lineman's mobile phone and the control panel GSM module for further processing. The password is entered using the matrix keypad that is linked to the Arduino Uno microcontroller. The password entered is compared to the password received by the control panel GSM receiver. If the password is entered correctly, the circuit breaker ON/OFF and door OPEN/CLOSE features are enabled, allowing the lineman to perform the repair. If an introducer tries to operate the mechanism three times with the wrong password, it will display a message on the LCD display and send a message to the control room about unauthorised access to the system for safety reasons.

Key Words:

LCD,Relay,Arduino,Keypad,bulb.

Introduction:

Electrical accidents to linemen are becoming more common as a result of a lack of communication between the electrical substation and maintenance personnel. This project provides a solution to this problem in order to ensure the safety of line workers. The proposed system places the control (ON/OFF) of the electrical lines in the hands of the lineman. This project is designed in such a way that maintenance personnel or linemen must enter a password in order to turn on and off the electrical line. If there is a fault in the electrical line, the line man will switch off the power supply to the line by entering the password and comfortably repair the electrical line, and after returning to the substation, the line man will switch on the supply to the specific line by entering the password. For each electrical line, a unique password is assigned.

METHODOLOGY:

Keil software is used to write programmes, which are then loaded onto the ARDUINO. And now, make the connections as shown in the circuit diagram. Also, make certain that there is no common connection between the AC and DC supplies. Connect the power supply to the circuit, and the LCD display will turn on, prompting you to enter your password.

IMPLEMENTATION:

Realization and response to software must be kept in the correct format for the Circuit Breaker. The project is implemented by an EEPROM that allows the user to change the password for a more secure system.

HARDWARE COMPONENTS:

Arduino Uno:

Arduino is a free and open-source electronics platform with simple hardware and software. Arduino boards are available, capable of reading inputs - light on a sensor, a finger on a sensor button, or a tweet - and turn it into an output - turning on a motor, turning on an LED, and publishing something found on the internet. You can direct your board's actions by sending a set of commands to the microcontroller on the board. Arduino is made up of a physical programmable circuit board (also known as a microcontroller) and a piece of software, or IDE (Integrated Development Environment).



Figure.1

LCD Display:

LCD is derived from the term "Liquid Crystal." It is actually a mixture of two states of matter: solid and liquid. They have the properties of both solids and liquids and maintain their respective states in relation to one another. This system employs an electronic display module to facilitate user interaction. 16x2 LCD is used in this case. This means that 16 characters per line can be displayed in two lines. One character is displayed using a 5x8 pixel matrix. An LCD is associated with two registers, such as data and command. Because they are easily programmable, these modules are preferred. This is unavoidable when providing visual assistance to the lineman.



Figure.2

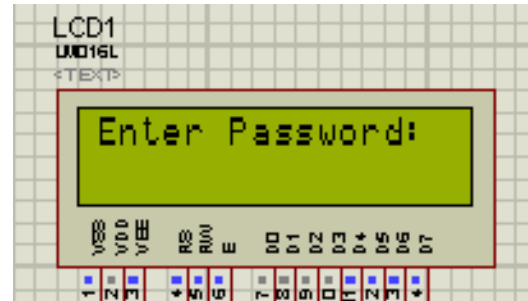


Figure.3

Entering the password



Figure.4

Appearance of password in LCD



Figure.5

Accept the correct password

RELAY:

Relays are electrically operated switches that open and close circuits in response to electrical signals received from outside sources. Some people may associate the term "relay" with a racing competition in which team members take turns passing batons to complete the race.

The “relays” embedded in electrical products function in a similar manner; they receive an electrical signal and transmit it to another to switch is on or off.



Figure.6

EEPROM:

EEPROM (also written E2PROM and pronounced “e-e-prom”, “double-e prom”, “esquared”, or simply “e-prom”) is a type of nonvolatile memory used in computers and other electronic devices to store small amounts of data that must be saved when power is removed, such as calibration tables or device configuration. When storing larger amounts of static data (such as in USB flash drives), a specific type of EEPROM such as flash memory is more cost effective than traditional EEPROM devices. EEPROMs are built up from arrays of floating gate transistors.

KEYPAD:

When we want to connect one key to a microcontroller, we need one GPIO pin. However, if we want to interface a large number of keys, such as 9, 12, or 16, it may acquire all of the microcontroller’s GPIO pins. We can use a matrix keypad to save some GPIO pins on the microcontroller. A matrix keypad is nothing more than a series of keys arranged in a row and column.



Figure.7

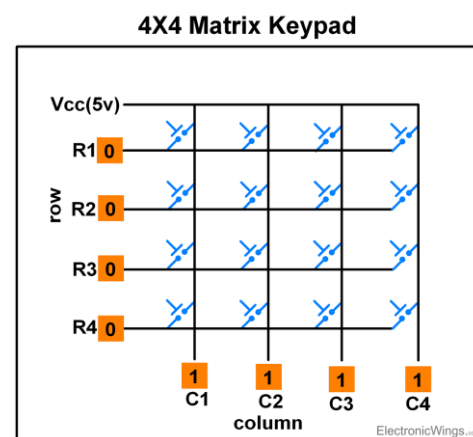


Figure.8

SOFTWARE REQUIREMENTS:

Keil compiler :

Keil created the first C compiler built from the ground up for the 8051 microcontroller. Keil offers a wide range of development tools for the Intel 8051, IntelMCS-251, ARM, and XC16x[1]/ C16x[2]/ ST10[3] families, including an ANSI C compiler, macro assemblers, debuggers and simulators, linkers, and evaluation boards.

Languages Used:

Embedded C Language:

An embedded system is a computer-based application that contains at least one programmable computer (typically in the

TABLE-1

1.	Relay	10amp 24V DC	3	ON/OFF Ckt
2.	Capacitor	220 μ F 47 μ F 0.01 μ F	2 1 2	Filter
3.	Bulb	100W, 220V	1	Load
4.	Buzzer	5V	1	Indicatio n
5.	Led	2V	3	Indicati on
6.	Resistor	2.2k Ω ,120 Ω , 230 Ω	1	Voltage Drop
7.	4*4 Keypad		1	Input Passwor d
8.	Transformer	220V/9V	2	Power Supply

form of a microcontroller and microprocessor or digital signal processor chip) and is used by people who are generally unaware that the system is computer-based.

Rectifier:

A rectifier is a component of power electronics that converts alternating current (AC) to direct current (DC) (DC). This process is known as rectification. A diode is a one-way current that flows in only one direction.

OBJECTIVE:

The password based circuit is to ensure the security purpose. To block the unauthorized entries.

ADVANTAGES:

- ✓ Avoids electrical accidents to line man.
- ✓ Project is simple and easy.
- ✓ Uses commonly available components
- ✓ Prevents electrical accidents to line workers.
- ✓ The project is simple and straightforward, and it makes use of readily available components.

DISADVANTAGE:

Obtaining high short circuit interrupting capacities is more difficult and expensive. And it's shorting out.

RESULTS:

This proposed system provides a solution for ensuring the safety of maintenance personnel, such as linemen. The line man is the only one who has the ability to turn the line on and off. This system is set up in such a way that a password is required to operate the circuit breaker (ON/OFF). The lineman can turn off the supply and comfortably repair it before returning to the substation and turning on the line by entering People can change their passwords because it allows them to do so. Give any password he wants and his work will be completed. more secure.

This is a correct output of the project.




Figure.9

This is a something wrong of output.




Figure .10

This project can be used to ensure the safety of maintenance personnel, such as linemen. Only the line man has the ability to turn the line off and on. This system is configured in such a way that a password is required to operate the circuit breaker (ON/OFF). Linemen can safely turn off the power supply and repair it before resuming service by entering the correct password.

APPLICATIONS:

- ✓ Used in electrical substations to ensure line man safety.
- ✓ This system is used in buildings and houses.
- ✓ Used in hotels and shopping malls to save the power
- ✓ Used in electrical substations to ensure the safety of linemen.
- ✓ This system is used in buildings and houses to save energy.
- ✓ It is also used in hotels and shopping malls to save energy.

CONCLUSION:

Circuit breakers can operate on a single known password. The operating password can be changed, and the system can be used effectively with the new password. Once the changed password is entered into the system, no one else can reclose the breaker except the person who changed it. It eliminates the possibility of password theft.

REFERENCES:

- [1] M. Kezunovic, "Improving Circuit Breaker Maintenance."task management through the use of mobile agent softwareIEEE.
- [2] Sebin J Olickal, "Electric line man safety system with one time password based circuit breaker." IJRET, Vol. 04, Special Issue: 03 Apr-2015.
- [3] Narendra Khandelwal, Tanuj Manglani, Ganpat Singh, Amit Kumar, and Dilip Khatri, "Automated load distribution with password protected circuit breakers." International Journal of Recent Research and Review, vol. VIII, issue 1, March 2015.
- [4]. K.B.V.S.R.Subrahmanyam, "Electric lineman protection using user-changeable password-based circuit breaker." IJCESR, vol. 2, ISSUE-5, 2015.
- [5] .VINCENTB DEL TORO: "Electrical Engineering Fundamentals," January 1, 1986.
- [6] Formalized paraphrase "IEEE Engineering in Medicine BiologyVolume15(1),Page:116-120,Issue:June 1996," John M.Osepchuk.
- [7] Formalized paraphrase "National Electrical Safety Code" issue:1997, David J. Marne.
- [8] "Application of Disconnecting Circuit Breakers," Michael Faxe, p.11. 9th of July, 2012.
- [9] Muhammad Ali Mazidi and Janice Gillispie Mazidi, Person Education, "The Microcontroller and Embedded Systems."
- [10] "Electrical line man safety system with OTP based circuit breaker", SR Engineering college, Volume: 2, May 2015
- [11] Athira P Nair: "electric line man safety system with otp based circuit breaker" BTC College of Engineering, Kerala, ,Volume :04,issue: April, 2015
- [12] VINCENTB DEL TORO:"Electrical Engineering Fundamentals",Issue:1-Jan 1986 [8] John M.Osepchuk: "IEEE Engineering in Medicine and Biology Volume15(1),Page:116- 120, Issue:June 1996.
- [13] David J. Marne, "National Electrical Safety Code" issue:1997.
- [14] Mohammad Tasdighi: "Inductive FCL's impact on circuit breaker's interruption condition during short-line faults" North American Power Symposium (NAPS), Issue: 22-24 Sept2013.
- [15] T.Matsumura, T. Uchii and Y. Yokomiz:"Development of Flux-Lock Type Fault Current Limiter with High-Tc Superconducting Element", IEEE Transactions on Applied Superconductivity, by ": Vol. 7, No. 2,Issue:June 1997.

