



# Experimental and Analytical Investigation on concrete containing Metakaolin and Fly ash

Harshal Patil<sup>1</sup>, Dr. Umesh P. Patil<sup>2</sup>

<sup>1</sup>M.Tech (Structural Engg.) Student, Department of Civil Engineering, KLEMSSCET, Karnataka, India.

<sup>2</sup>Associate. Prof, Department of Civil Engineering, KLEMSSCET, Karnataka, India.

**Abstract** - The main objective of this research is to investigate the effect of polymer addition on mechanical properties of binary and ternary blended concrete by incorporating (10%) Metakaolin and (30%) fly ash. The workability properties of polymer modified concrete were also investigated. Adopted polymer includes the Styrene-butadiene-rubber (SBR) latex varied at the rate of 2%, 3% and 4% by weight of cementitious material. The strength properties considered for the study are Compressive strength, flexural strength and Tensile strength of concrete. The strength properties of ternary blend concrete are compared with strength properties obtained for conventional concrete and ternary blend concrete with Metakaolin and fly ash individually in the mix.

**Key Words:** Polymer, Metakaolin, Fly ash Compressive strength, Tensile strength, Regression Analysis.

## 1. INTRODUCTION

Concrete is the most extensively and widely used building material for construction all over the world. Concrete can be produced by regionally accessible constituents; wide variety of structural configurations can be casted using concrete, and it requires minimum maintenance during entire service life. It is attractive in many applications because it offers considerable strength at a relatively low cost. To get the high strength for concrete by reducing the water content can achieve by adding the chemical admixture like water reducing agents to concrete. In some cases high strength requirement is not sufficient even other properties also to be enhanced like durability, low permeability and good workability. The production of every one tone of Portland cement, releases the same amount of carbon dioxide into the atmosphere. For this purpose pozzolanic materials are incorporating in to concrete like fly ash, silica, GGBS etc those are called as supplementary cementitious materials (SCMs). Incorporation of these SCMs not only enhance the properties of concrete they also reduces the cement content in concrete. The reduction of cement content means it minimize the environment impacts caused in cement production process and most of these materials are industrial by-products, problems with disposal also can be solved. SCMs are added to batch immediately or during mixing to modify one or more of the properties of concrete in fresh and hardened state. The use of SCMs as partial replacement to

cement in concrete is common practice in modern concrete technology.

## 2. OBJECTIVE OF THE STUDY

Following are the objectives of this experiment:

- To investigate Strength parameters of concrete containing Fly ash and Metakaolin.
- To compare the strength parameters of concrete with different mix proportions of Fly ash and Metakaolin with the conventional control mix of concrete subjected to Polymer.
- To determine the Residual strength of concrete mix containing Fly ash and Metakaolin and comparing those with the conventional control mix.
- To determine compressive strength equation using Regression analysis.

## 3. MATERIALS AND METHODS

### 3.1 Cement

OPC 43 grade with specific gravity 3.15 was used conforming to IS: 8112: 2013.

### 3.2 Fine aggregates

The fine aggregate (M-sand) which was used for experimental works where locally obtained. Based on experimental results it belonged to Zone-I. The specific gravity of fine aggregates (M-sand) was found to be 2.65.

### 3.3 Coarse aggregates

Locally available 20mm down sized coarse aggregates where used for experimental works. The specific gravity based on experimental results was found to be 2.88.

3.4 Metakaolin and Fly ash

3.5 The metakaolin used in the experimentation was obtained from Raviraj industry, Udaipur, Rajasthan. The specific gravity of metakaolin is 2.54 and Fly ash is procured from Balaji concrete Belagavi specific gravity is 2.85.

3.5 SBR Latex Polymer

SBR Latex Polymer specific gravity at 1.22.

3.6 Mix Design

The results are obtained using IS 10262-2009 code, mix design is carried out for M30 grade of concrete. The mix proportion obtained for M30 grade concrete is 1: 1.46: 2.88 for water cement ratio of 0.42.

4. EXPERIMENTAL TEST PROCEDURE

Table-1 Mix id description

| MIX ID | DESCRIPTION   |
|--------|---|
| M0     | Control mix contains only basic ingredients used M-sand as F.A. |
| MB1    | (50% CEMENT +50% GGBS) +1% SP                                   |
| MB2    | (50% CEMENT +50% GGBS) +1% SP+2% POLYMER                        |
| MB3    | (50% CEMENT +50% GGBS +1% SP+3% POLYMER                         |
| MB4    | (50% CEMENT +50% GGBS) +1% SP+4% POLYMER                        |
| MB5    | (70% CEMENT +30% FLYASH) +1% SP                                 |
| MT1    | (20% CEMENT +50% GGBS +30% FA) +1% SP                           |
| MT2    | (20% CEMENT +50% GGBS +30% FA) +1% SP+2% POLYMER                |
| MT3    | (20% CEMENT +50% GGBS +30% FA) +1% SP+3% POLYMER                |
| MT4    | (20% CEMENT +50% GGBS +30% FA) +1% SP+4% POLYMER                |

5. EXPERIMENTAL TEST RESULTS AND DISCUSSION

5.1 Workability Results

Slump test was carried out on all these mixes. Control mix has shown more slump. But all proposed mixes have satisfactory slump values.

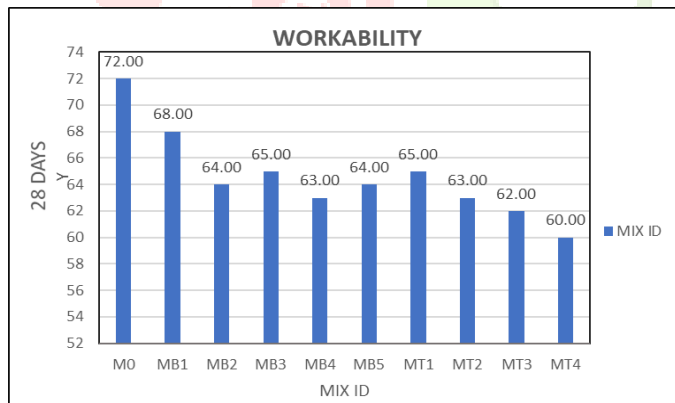


Chart-1: Variation in Slump

5.2 Compressive Strength Test Results

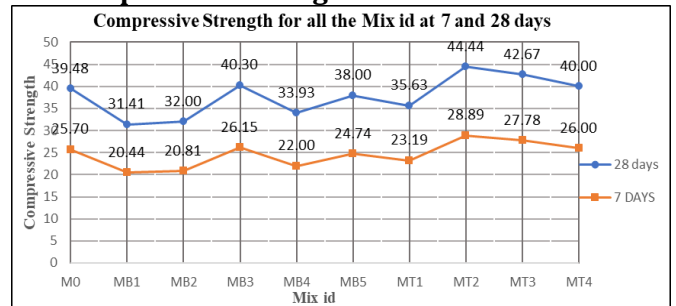


Chart-2: Variation of Compressive strength at 7 days and 28 days for all the Mixes.

Compressive strength of after 7 days of curing and in range of 20.44 N/mm<sup>2</sup> to 28.89 N/mm<sup>2</sup> with mix (MT2) shows max value of 28.89 N/mm<sup>2</sup> and binary blend (MB1) shows least value of 20.44 N/mm<sup>2</sup> these values are in the accepted range of 66% of 28 days compressive strength. 28 Days compressive strength was in the range of 31.41 MPa to 44.44 MPa including binary and ternary blend concrete mixes. Mix MT2 has shown a peak value of 44.44 N/mm<sup>2</sup> and mix MB1 has shown a lower strength of 31.41 N/mm<sup>2</sup> while all mixes are in the acceptable range (for M30 concrete). In case of ternary blend mixes, there is further rise in compressive strength in all mixes, All the mixes have shown a strength above 30 N/mm<sup>2</sup> Mix MT2 has shown a peak strength of 44.44 N/mm<sup>2</sup> mix MT1 performed little low compared to other Mix in ternary producing a strength of 35.68 N/mm<sup>2</sup>. Thus All Mixes have performed better in binary blend concrete. And mix MT2 performed better compared to other ternary blend concrete has shown strength of M40 concrete as the objectives to develop a concrete containing admixtures which can produce M40 concrete more economically compared with control mix, mixes MT3, MT2 and MT4 are recommended. Ternary and Binary blend with both admixtures MK and FA have shown encouragement results.

5.3 Split Tensile Strength Test Results

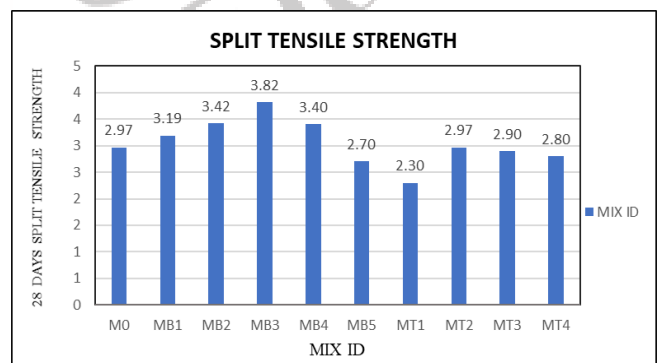
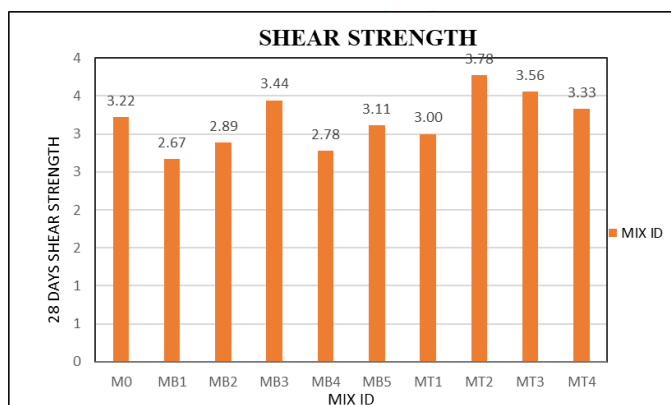


Chart-3 Variation of Split tensile strength at 28 days for all the Mixes.

28 Days Tensile strength was the range of 2.30 MPa to 3.82 MPa including binary and ternary blend concrete mixes. Mix MB3 has shown a peak value of 3.82 N/mm<sup>2</sup> and mix MT1 has shown a lower strength of 2.30 N/mm<sup>2</sup> while MT4 the acceptable range (for M30 concrete) MT1 not accepted for M30 concrete. case of ternary blend mixes, there is further drop Tensile strength in all mixes, Mix MB3 has shown a peak strength of 382 N/mm<sup>2</sup> mix MT1 performed poorly producing a strength of 2.30N/mm<sup>2</sup>. Thus Mix have performed better in binary blend concrete. And mix MT2 performed better compared to other ternary blend concrete. But still it has not shown strength of M30 concrete as the objectives to develop a concrete containing admixtures which can produce M30 concrete more economically compared with control mix, Except mix MT1, and MB5 all are recommended. Ternary blend with both admixtures MK and FA have not shown encouragement results.

#### 5.4 Shear Strength Test Results



**Chart -4** Variation of Shear strength at 28 days for all the Mixes.

28 Days Shear strength shows encouragement result for both binary and ternary blend concrete. MT2 shows peak value 3.78 N/mm<sup>2</sup> compared to all Mixes both binary and ternary blend concrete. This binary blend shows good result compared to ternary blend concrete where as ternary blend MT2 shows high strength 3.78 N/mm<sup>2</sup> as compared to other ternary Mixes. And MB1 shows least value 2.67 N/mm<sup>2</sup> and not reaches the M30 strength.

#### 5.5 Ultrasonic Pulse Velocity and Rebound Hammer Test Results

**Table-2** Ultrasonic Pulse Velocity Test

| 1)Ultrasonic Pulse Velocity |          |             |                     |               |           |
|-----------------------------|----------|-------------|---------------------|---------------|-----------|
| Mix Id                      | Specimen | Weight (kN) | Time of Travel (μs) | Intensity m/s | REMARKS   |
| M0                          | 1        | 8.90        | 30                  | 4839          | EXCELLENT |
|                             | 2        | 9.10        | 31                  | 4849          | EXCELLENT |
| MB1                         | 1        | 8.95        | 33.5                | 4478          | GOOD      |
|                             | 2        | 8.88        | 31                  | 4839          | EXCELLENT |
| MB2                         | 1        | 8.96        | 33.5                | 4478          | GOOD      |
|                             | 2        | 9.25        | 30                  | 5000          | EXCELLENT |
| MB3                         | 1        | 9.24        | 33                  | 4545          | EXCELLENT |
|                             | 2        | 9.00        | 33.5                | 4478          | GOOD      |
| MB4                         | 1        | 8.95        | 35                  | 4286          | GOOD      |
|                             | 2        | 9.25        | 33.5                | 4478          | GOOD      |
| MB5                         | 1        | 9.14        | 30                  | 5172          | EXCELLENT |
|                             | 2        | 8.72        | 31                  | 5000          | EXCELLENT |
| MT1                         | 1        | 8.42        | 33.5                | 4348          | GOOD      |
|                             | 2        | 8.44        | 31                  | 4396          | GOOD      |
| MT2                         | 1        | 8.70        | 33.5                | 4167          | GOOD      |
|                             | 2        | 8.74        | 30                  | 4169          | GOOD      |
| MT3                         | 1        | 8.84        | 33                  | 4528          | EXCELLENT |
|                             | 2        | 8.72        | 33.5                | 4529          | EXCELLENT |
| MT4                         | 1        | 8.46        | 35                  | 4167          | GOOD      |
|                             | 2        | 7.96        | 33.5                | 4478          | GOOD      |

**Table-3** Rebound Hammer Test

| 2) Rebound Hammer |          |                |                      |
|-------------------|----------|----------------|----------------------|
| Mix Id            | Specimen | Rebound Number | Compressive Strength |
| M0                | 1        | 44             | 45.77                |
|                   | 2        | 44             | 46.67                |
| MB1               | 1        | 40             | 41.56                |
|                   | 2        | 40             | 42.67                |
| MB2               | 1        | 38             | 40.00                |
|                   | 2        | 40             | 40.44                |
| MB3               | 1        | 42             | 43.78                |
|                   | 2        | 46             | 46.67                |
| MB4               | 1        | 34             | 35.56                |
|                   | 2        | 38             | 38.22                |
| MB5               | 1        | 44             | 43.56                |
|                   | 2        | 42             | 44.44                |
| MT1               | 1        | 32             | 32.67                |
|                   | 2        | 32             | 33.11                |
| MT2               | 1        | 38             | 37.56                |
|                   | 2        | 38             | 38.22                |
| MT3               | 1        | 30             | 32.67                |
|                   | 2        | 34             | 34.89                |
| MT4               | 1        | 32             | 30.89                |
|                   | 2        | 30             | 29.33                |

Rebound Hammer and Ultrasonic Pulse Velocity.

Rebound Hammer was in the range of 28 Rebound No to 44 Rebound No for both binary and ternary blend concrete mixes. Mix MT2 has shown a peak value of 44 Rebound No and mix MB1 has shown a lower strength of 28 Rebound No while MB1 is the acceptable range (for M30 concrete).

Thus Mixes MB1, MB3 and MB5 have performed better in binary blend concrete .And mix MT2 performed better compared to other ternary blend concrete as the objective is to develop a concrete containing admixtures which can produce more than M30 concrete more economically compared with control mix, mixes MB3 and MB5 are recommended.

Ultrasonic Pulse Velocity was shown "Excellent" and "Good" Remark n Concrete Quality Grading Above 3.5 Pulse Velocity (Km/sec) for all mixes. Shown high intensity for MB5, MB3, MT2 (5000) and low intensity for MB4 and MT4 (4167). So all mixes were shown good and satisfactory result.

### 5.6 Regression Analysis

Regression Analysis for Mixes was done and shows the Equation generated was.

Comp Strength =  $39.149 + 0.0033C - 0.2585F + 0.6308MK + 1.23P$  With Experimentally evaluated values of compressive strengths are in close agreements with Values predicted by Regression Analysis.

| Regression Statistics |             |
|-----------------------|-------------|
| Multiple R            | 0.786862956 |
| R Square              | 0.619153311 |
| Adjusted R Square     | 0.314475961 |
| Standard Error        | 3.660507732 |
| Observations          | 10          |

## 6. CONCLUSIONS

From the experimental statistical and SEM investigations, following are the overall conclusions.

1. It is possible to produce concrete of M30 Compressive strength as that of control mix using FA at 30% and MK at 10% replacement with cement and addition of polymer.
2. Addition of 2%, 3% 4% polymer further improves the strength characteristics of concrete.
3. Out of different % of polymer addition tried, 3% addition of polymer results n peak values of compressive strength and split tensile strength for binary blend concrete. For ternary blend concrete 2% addition of Polymer, results n peak values compressive strength and split tensile strength.
4. Binary blend Concrete containing polymer improves to be more economical than control mix hence can be recommended for all concrete applications wherever control mix s used (M30).
5. Ternary blend concrete containing polymer improves to be more economical than control mix hence can be recommended for all concrete applications wherever control mix s used (M40).
6. From regression analysis observed that the equation generated is predicting values which are in the close agreement with experimental values.
7. Results of Rebound Hammer and Ultrasonic Pulse Velocity tests are satisfactory.

## REFERENCE

- [1] Ahmed, Mahmoud Shaaban Sayed. "Statistical modelling and prediction of compressive strength of concrete." *Concrete Research Letters* 3.2 (2012).
- [2] Justice, J.M., Kennison, L.H., Mohr, B.J., Beckwith, S.L., McCormick, L.E., Wiggins, B., Zhang, Z.Z. and Kurtis, K.E., 2005. Comparison of two metakaolins and a silica fume used as supplementary cementitious materials. *SP-228, ACI, Farmington Hills, Mich*, pp.213-236.

- [3] Nimitha Vijayaraghavan, "Effects of manufacturd sand on compressive strength and workability of concrete," *International Journal of Stuctural & Civil Engineering Research*, vol. 2, no. 4, November 2013.
- [4] S. M. Saeed Ahmad, "Effect of Crushed and Natural Sand on the Properties of Fresh and Hardened Concrete," Singapore, 2008. Deepa A. Sinha, "Comparative mechanical properties of ternary blended concrete", *Indian journal of research*, vol.1, Oct 2012, pp 65-69.
- [5] Arnon Bentur, "Properties of Polymer Latex Cement Composites", *Journal of Cement Composites and Light Weight Concrete*, Vol. 4, 1982, pp. 57-65.
- [6] B.Mangamma et al An Experimental Study on Behavior of Partial Replacement of Cement with Ground Granulated Blast Furnace Slag|| *Int. Journal of Engineering Research and Application* ISSN : 2248-9622, Vol. 6, Issue 12, ( Part -3) December 2016, pp.01-04.
- [7] Umesh P Patil, Vikas S Kerur.(2015) "Effect of Styrene Butadiene Rubber Latex Polymer on the Compressive and Tensile Strength of Concrete Containing one or two Admixtures " *International Research Journal of Engineering and Technology*. Vol.2 Issue 4 pp 1568-1572.
- [8] Ohama Y., "Principle of Latex Modification and Some Typical Properties of Latex Modified Mortars and Concretes", *ACI Material Journal*, Nov-Dec 1987, pp. 511-518.
- [9] Harshlata R. Raut et al "Effect of Artificial Sand on Compressive Strength and Workability of Concrete" *International Journal of Engineering Research Volume No.5 Issue: Special 3*, pp: 673-674, 27-28 Feb. 2016.
- [10] Umesh P Patil, Prakash K B. 2010 "Use of Polymer modified Silica Fume Concrete-towards a sustainable development" *International Journal of Earth Sciences and Engineering*. Vol.3 Issue 3 pp 476-482.
- [11] Oner, A., and S. Akyuz. "An experimental study on optimum usage of GGBS for the compressive strength of concrete." *Cement and Concrete Composites* 29.6 (2007): 505-514.
- [12] Ferreira, Eduardo GA, et al. "XRD Analysis of Cement Paste Samples Exposed to the Simulated Environment of a Deep Repository-12239." *WM Symposia*, 1628 E. Southern Avenue, Suite 9-332, Tempe, AZ 85282 (United States), 2012.
- [13] Bentur, A., 1982. Properties of polymer latex- cement composites. *International Journal of Cement Composites and Lightweight Concrete*, 4(1), pp.57-65.
- [14] Bhikshma, V., JAGANNADHA, R.K. and Balaji, B., 2010. An experimental study on behavior of polymer cement concrete.
- [15] N. Sangeetha 2015 "Effect of Rice Husk Ash and GGBS on Performance of Concrete" *International Journal of Engineering Research & Technology* .
- [16] Roy D.M., Arjunan P. and Silsbee M.R., "Effect of Silica Fume, Metakaolin and Low Calcium Fly Ash and

*Chemical Resistance of Concrete*", Cement and Concrete research, Vol. 31, 2001, pp. 1809-1813.

- [17] Pitroda, J., Zala, L.B. and Umrigar, F.S., 2012. Experimental Investigations on Partial Replacement of Cement with Fly ash in design mix concrete. *International Journal of Advanced Engineering Technology, IJAET*, 3(4), pp.126-1.
- [18] Mahesh, Patel. Rao, P.S., Patel, T.N. (2013) "Experimental Investigation on Strength of High Performance Concrete with GGBS and Crusher Sand." *Indian Journal of Research ISSN - 2250-1991, Volume 3, Issue 4.*
- [19] Elena, J. U. M. A. T. E., and MANEA Daniela Lucia. "Application of X Ray Diffraction (XRD) and Scanning electron microscopy (SEM) methods to the Portland cement hydration process." *Journal of applied engineering sciences* 2.15 (2012): 35-42.
- [20] Xiang Ming Zhou, Joel R. Slater, Stuart E. Wavell and Olayinka Oladiran. (2012) "Effects of PFA and GGBS on Early-Ages Engineering Properties Portland cement Systems." *Journal of Advanced Concrete Technology* Volume 10, 74-85.
- [21] Umesh P Patil, Pavan A. Byakodi. 2017 "Estimation of Strength Properties of Binary and Ternary Blend Concrete by Experimental and Analytical Tools" *International Research Journal of Engineering and Technology*. Vol.4 Issue 6 pp.2016-2020.
- [22] Umesh P Patil, Madhuri K Mulgund. 2017 "Estimation of Strength Properties of Binary and Ternary Blend Concrete by Experimental and Analytical Tools" *International Journal of Scientific Development and Research*. Vol.2 Issue 7 pp.32-39.
- [23] Umesh P Patil, Nikita Katti. 2019 "Experimental and Analytical investigations on bond strength between concrete and steel subjected to elevated temperatures" *International journal of engineering research and applications* Vol.9 Issue 8 pp.55-59.

#### AUTHORS



Harshal Patil,  
PG Student, Structural Engineering,  
Department of Civil Engineering,  
KLEMSSCET Belagavi, Karnataka,  
India



Dr. Umesh P. Patil,  
Associate Professor, Department  
of Civil Engineering, KLEMSSCET  
Belagavi, Karnataka, India

