



# LITERACY DIFFERENTIALS AMONG SCHEDULED CASTE AND GENERAL POPULATION IN PATNA DISTRICT: A BLOCK WISE STUDY

**Chandeshwari Kumari**

Research Scholar

Dept. of Education

Patna University, Patna

**Abstract:** The paper shows the block wise literacy gap among General Population and scheduled caste population of Patna district. We know that level of education and literacy are basic indicators of the development achieved by a society. Growth in literacy rate is generally associated with important traits of modern civilization. Literacy plays an important role in the overall development of individuals ability to comprehend their social, political and cultural environment better and respond on it too. High levels of literacy and education leads to the great awareness and to contributes in improvement of economic and social conditions of their society. It acts as an accelerator for social upliftment enhancing the returns on investment made in almost every aspect of development effort, be it population control, health, hygiene, environmental degradation control, employment of weaker sections of the society. According to census 2011, literacy rate of the SCs in district was 52.76 % against the general population which was 70.68%. During the years 2001-11, Bihar has received 16. 82% variation in literacy whereas, Patna District has received 7.78 % variation in literacy. This paper is based on the following objectives they are as follows:

1. Literacy rate is increasing.
2. Male Literacy is higher than the Female literacy rate in each block of Patna district.
3. Literacy growth of the scheduled caste is lower than the general population in each block.
4. Literacy gap among General population & Scheduled caste is high.

There is a wide gap between General population and Scheduled caste in terms of income, standard of living, fertility and mortality, social parameters like education, age at marriage, family planning Programme, Superstition etc. Educational awakening is well refereed by the degree of literacy growth.

**Keywords:** Literacy Differentials, General Population, Scheduled Caste Population, Literacy Gap.

## INTRODUCTION

The paper entitled '**Literacy Differentials among Scheduled Caste and General Population in Patna District: A Block Wise Study**' shows the block wise literacy gap among General Population and scheduled caste population of Patna district. We know that levels of educational literacy are basic indicators of the development achieved by a society. Growth in literacy rate is generally associated with important traits of modern civilization. Literacy plays an important role in the overall development of individual's ability to comprehend their social, political and cultural environment better and respond on it too. High levels of literacy and education leads to the great awareness along with improvement of economic and social conditions of society. It acts as an accelerator for social upliftment enhancing the returns on investment made in almost every aspect of development effort, be it population control, health, hygiene, environmental degradation control, employment of weaker sections of the society.

After the independence Indian states took a variety of constitutional measure for socio - economic development of scheduled castes in the country. There is a wide variation in socio - economic wellbeing of scheduled caste and general population. It is a matter of great sorrow that the position of Scheduled castes in Bihar in respect of literacy is very low among the states of India. There is quite variation in the literacy growth between the Scheduled caste and general population in each block of Patna district.

According to census 2011, literacy rate of the SCs in district was 52.76 % against the general population which was 70.68%. The scheduled castes have different histories of social and economic deprivation. The scheduled caste is commonly known as Untouchables, Harijans, Downtrodden, Dalits, Sudras etc. The Schedule caste of Patna districts are not evenly distributed. There is a wide gap between General population and Scheduled caste in terms of income, standard of living, fertility and mortality, social parameters like education, age at marriage, family planning Programme, Superstition etc.

Educational awakening is well refereed by the degree of literacy growth. During the years 2001-11, Bihar has received 16. 82% Variation in literacy whereas, Patna district has received 7.78 % variation. Literacy among the Scheduled caste is very low 52.76% and more particular the scheduled caste female literacy is surprisingly very low 42.56 % in the district.

## REVIEW OF THE LITERATURE:

Review of earlier research studies on the literacy growth and educational development of scheduled caste is essential to formulate an appropriate perspective for any further studies. It plays a vital significance in any study in order to collect updated information and data about what has been done in specific field or area.

Chatterjee (2000) in his study in titled 'Educational development of scheduled caste looking ahead' in this book he highlighted on enrollment ratio, disparities among Scheduled castes in achieving their educational, eradication of child labour and effect of education on marriage.

Sundar Raj (2000) explained in his work a lot on education; inter caste relationship welfare scheme socio-economic condition political participation and social mobility of scheduled caste.

Goswami (2003) describe about different laws and acts provided for scheduled caste and scheduled Tribes in his book "Constitutional safeguards for scheduled castes and scheduled Tribes".

Kochar (2007) stated that schedule castes have lower schooling levels than upper caste. Despite decades of government policies aimed at narrowing this gap has been persisting and increasing, particularly in rural areas in his book "Do schooling policies contribute to schooling inequality?, School location policies in rural India".

Wankhede (2008) describes in his book entitled "Assessing higher education: affirmative action and structured inequality -The Indian experience", He stated that education is considered as an important means of development of weaker section like scheduled caste. His findings show that there are several weaknesses in implementing the scheme and yet it is found to be very useful for the beneficiaries.

## OPERATIONAL DEFINITIONS OF TERM USED

**LITERACY:** It is the ability to write, think and understand the contextual material in one language which should constitutionally accepted language by respective country.

**SCHEDULED CASTE**-The Indian Hindu society was divided into four classes. The scheduled caste community belongs to the fourth Varna who were known as untouchable, Sudras, Dalits etc., in the country.

**GENERAL POPULATION:** In this paper general population is used for the total population of the Patna district.

### OBJECTIVES OF THE STUDY

Objectives are very important for any research, paper. This paper is based on the following objectives they are as follows:

1. Literacy rate is increasing.
2. Male Literacy is higher than the Female literacy rate in each block of Patna district.
3. Literacy growth of the scheduled caste is lower than the general population in each block.
4. Literacy gap among General population & Scheduled caste is high.

### DELIMITATION OF THE STUDY

The study has been limited only to Patna district and the secondary sources of data.

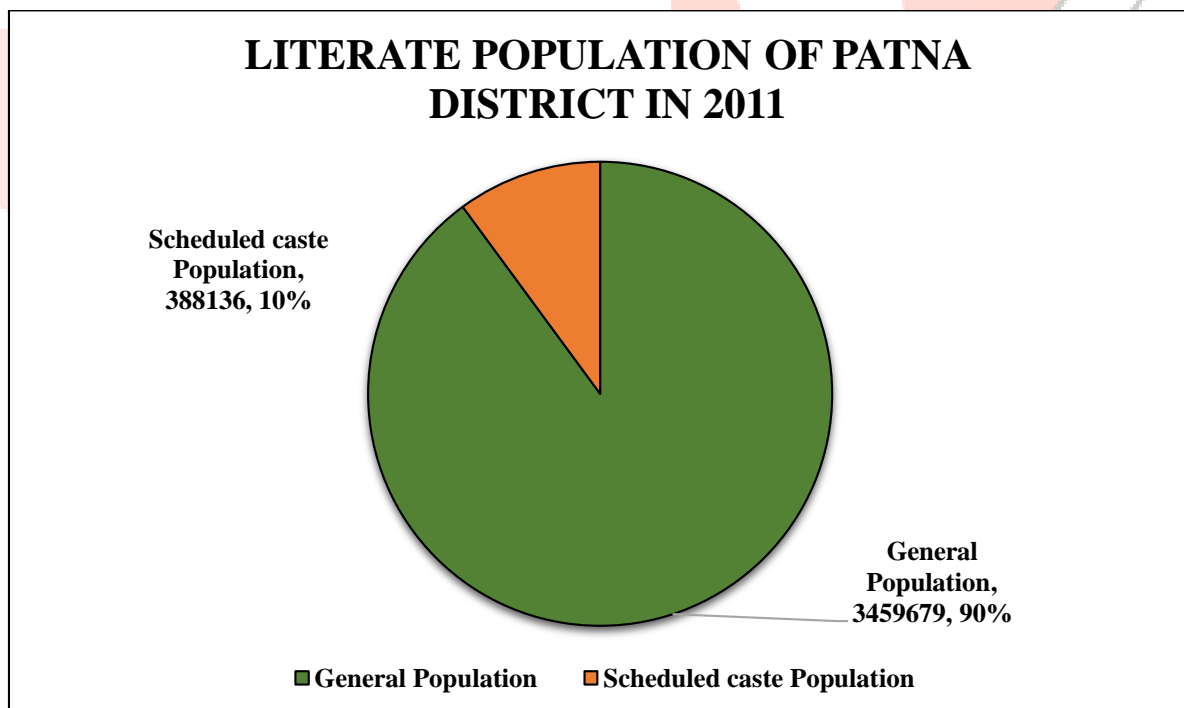
### METHODOLOGY

In this paper methodology is descriptive and is mainly based on secondary sources of data the latest data available from the census of India 2001 & 2011. The data had been analysed into simple percentage base.

### ANALYSIS AND INTERPRETATION OF DATA

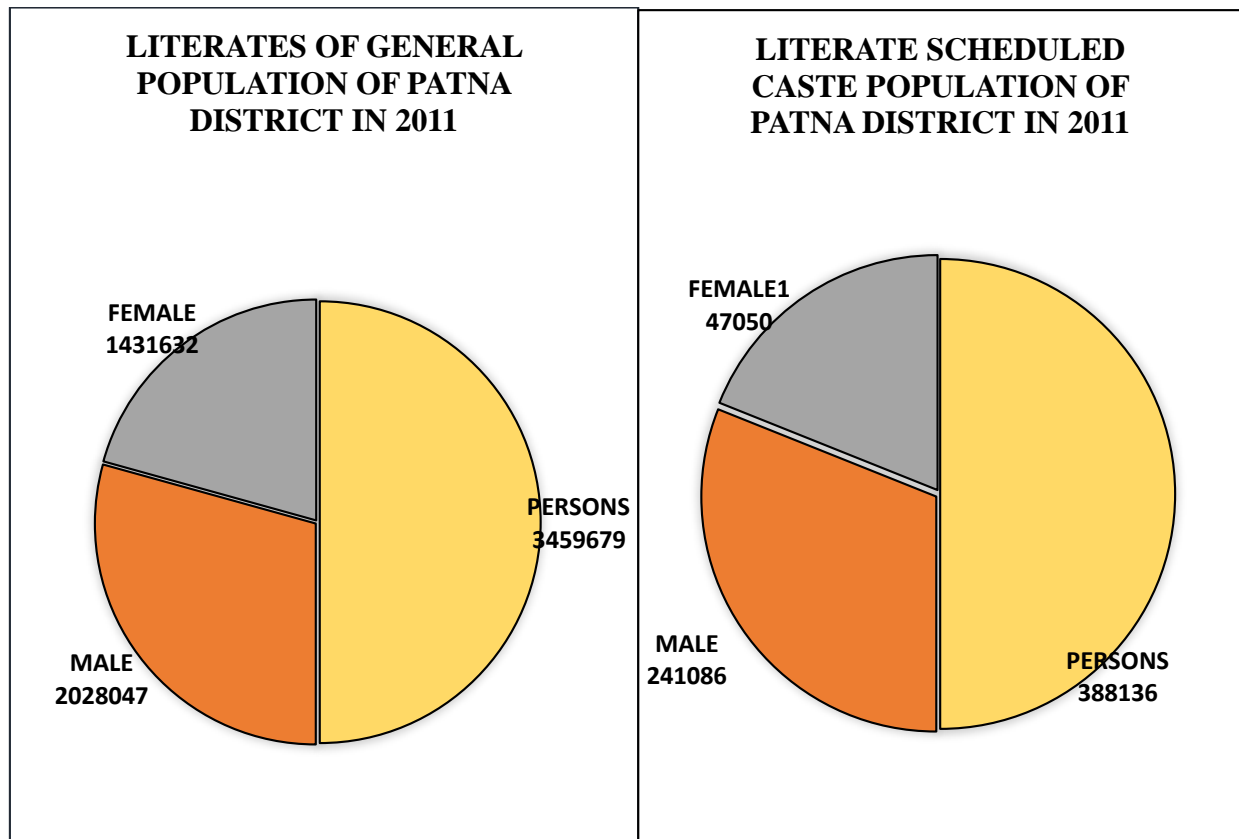
According to the Census 2011, In the Patna district 3459679 persons are literates. In which 2028047 males and 1431632 are females are literate. Among these number of Scheduled caste literate are 388136, in which 241086 male and 147050 female literates.

**FIGURE – 1: LITERATE POPULATION OF PATNA DISTRICT IN 2011**



Source: District census handbook, 2011

**FIGURE -2: LITERATE GENERAL POPULATION & SCS POPULATION OF PATNA DISTRICT IN 2011**



SOURCE: DISTRICT CENSUS HANDBOOK, 2011

#### **TRENDS OF LITERACY GROWTH:**

In the year 2011, literacy rate of Patna district is 70.68%. Patna district holds the second position in the total literacy rate among all the districts of Bihar after Kaimur (Rohtash) District. According to the table-1, literacy rate of general population of Patna district in year 2001 & 2011 is 62.90 % and 70.68 % respectively. Literacy rate of each block is increasing rapidly.

Literacy rate of Patna block is highest i.e., 82.30 % it is increased by 2.66 % from the year 2001 to 2011. In year 2011, the rate of growth in literacy is high in the Maner block with 15.46 % increase and there is very low increase in rate of literacy growth in Fatwah block with 0.23% only. Ghoswari block has the lowest literacy rate 50.15% but the percentage of growth is increased by 13.08 % which ranked third in among all the 23 blocks. On the basis of above discussion, the first objective is proved that literacy rate is increasing whereas; the rate of increase is varying in all the blocks.

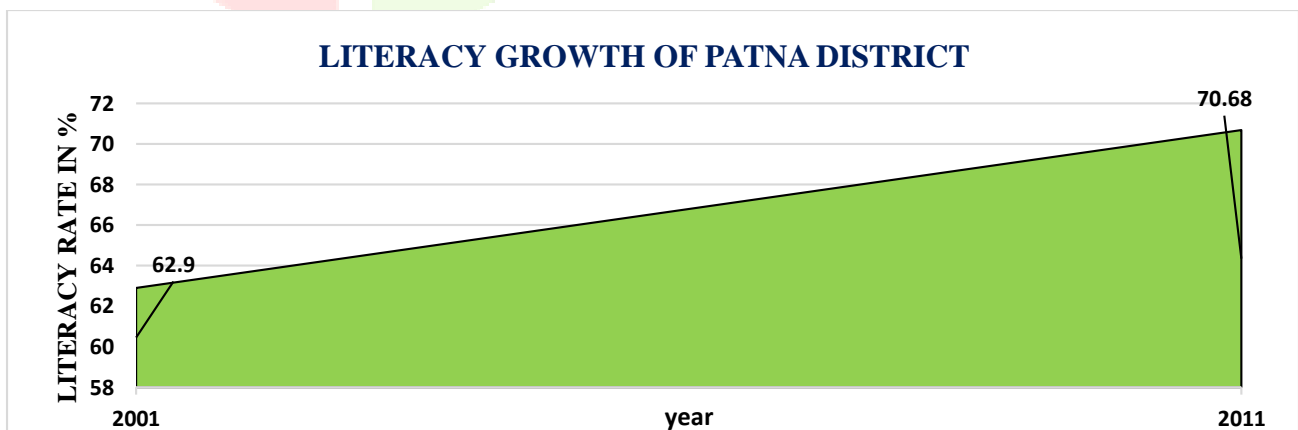
Table- 1

**BLOCK WISE DISTRIBUTIONAL PATTERN OF LITERACY RATE OF GENERAL POPULATION  
2001- 2011**

Sl. No	Name of Block	Literacy rate						Percentage Change in literacy rate of General Population (2001-2011)	Gap in literacy rate between Male & Female population
		2001			2011				
		Persons	Male	Female	Persons	Male	Female		
1	Maner	44.80	59.12	33.34	60.26	69.91	49.78	15.46	20.45
2	Danapur-Cum-Khagaul	63.60	73.05	52.60	72.89	80.00	64.78	9.29	15.22
3	Bihta	60.28	74.42	44.38	70.01	80.03	59.03	9.73	8.95
4	Naubatpur	56.42	69.90	41.34	60.08	78.29	56.74	3.66	20.05
5	Paliganj	54.30	69.12	38.17	65.46	77.12	52.96	11.16	15.17
6	Bikram	57.38	71.58	41.64	71.29	81.77	59.89	13.91	21
7	Dulhin Bazar	53.78	67.73	38.55	65.40	76.12	53.83	11.62	21.54
8	Patna	79.64	85.63	72.38	82.30	86.50	77.55	2.66	21.9
9	Phulwari	64.89	75.64	52.79	74.33	81.51	66.34	9.44	22.28
10	Sampatchak	58.36	71.71	42.75	67.40	76.98	56.93	9.04	24.15
11	Daniawan	49.55	63.06	34.55	62.34	71.90	51.76	12.79	21.53
12	Fatwah	50.75	62.66	37.13	50.98	55.38	51.14	0.23	24.73
13	Khusrupur	54.97	68.55	40.03	64.04	74.67	53.13	9.07	21.47
14	Masaurhi	45.52	57.08	32.19	58.05	67.46	47.52	12.53	19.61
15	Dhanarua	51.35	66.3	34.80	60.71	72.62	47.90	9.36	20.13
16	Punpun	53.57	66.39	39.15	62.15	72.75	51.27	8.58	19.93
17	Bakhtiarpur	49.06	60.76	34.70	60.30	69.29	50.7	11.24	19.22
18	Athmalgola	49.53	62.54	34.36	61.47	71.66	51.03	11.94	20.57
19	Barh	55.76	66.48	43.24	64.08	72.31	54.61	8.32	22.12
20	Belchhi	45.75	58.46	31.44	57.59	68.00	45.87	11.84	17.7
21	Pandarak	45.34	58.33	30.71	59.50	57.48	47.59	12.16	22.49
22	Ghoswari	37.07	35.81	21.21	50.15	61.20	37.46	13.08	23.73
23	Mokameh	56.74	66.70	45.09	65.15	61.20	37.46	8.41	15.43
<b>Total</b>	Patna District	62.90	71.99	62.92	70.68	78.48	61.96	7.78	16.52

SOURCE: DISTRICT CENSUS HANDBOOK, 2001 & 2011

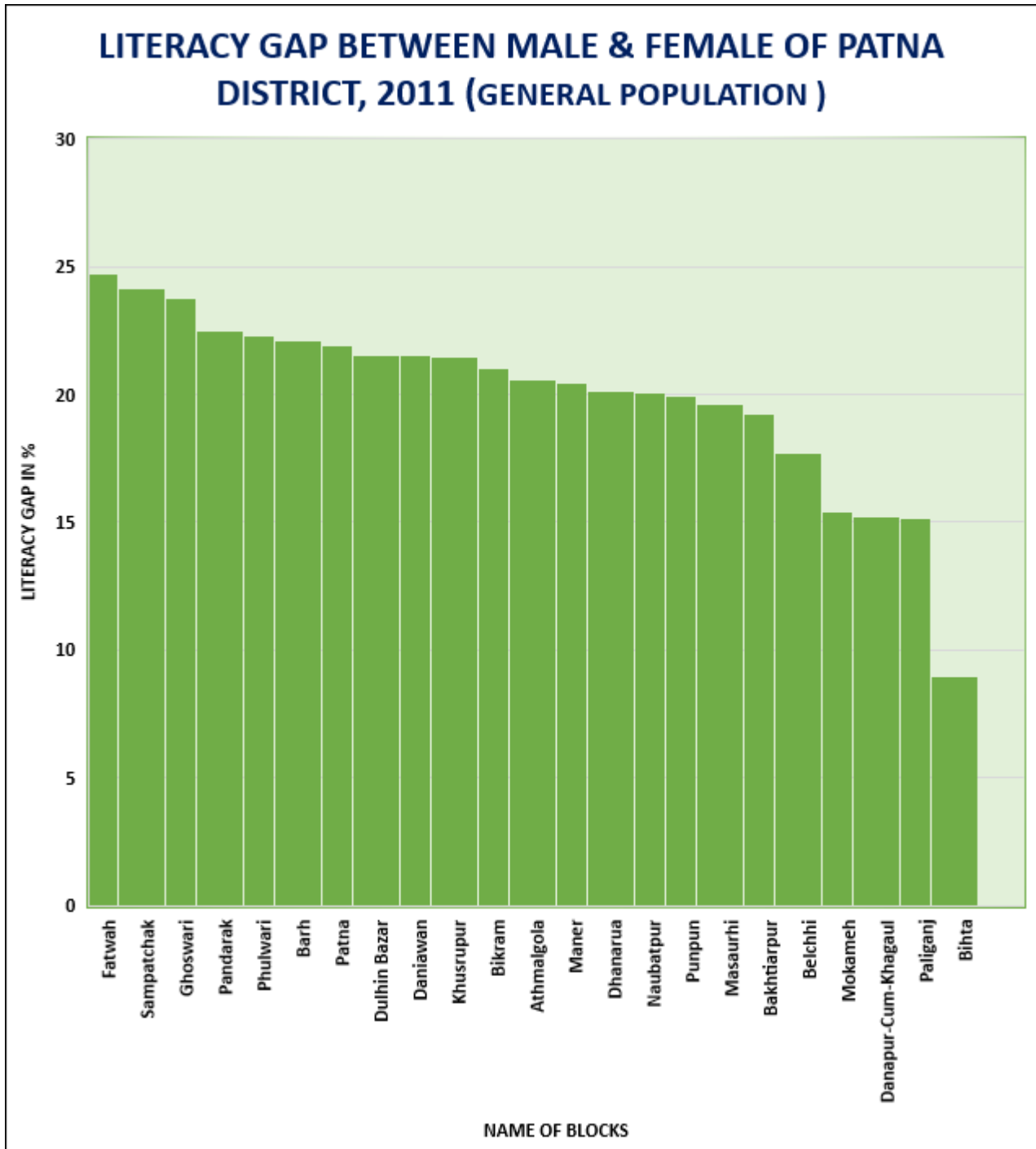
**FIGURE -3: LITERACY GROWTH OF PATNA DISTRICT (2001-2011)**



SOURCE: SELF COMPUTED ON THE BASIS OF TABLE-1

**LITERACY GAP OF GENERAL POPULATION AMONG MALE AND FEMALE POPULATION:**

In both the decadal years the literacy rate of the female population is lower than the male population. The gap between male and female literacy is 16.52%. Literacy rate of the male population in each block is also higher than the total literacy rate in its respective Blocks. The gap between male and female literacy is high in Fatwah block with 24.73%. Sampatchak (24.15 %), Ghoswari (23.73%) and Pandarak (22.49 %) has high gap in male & female literacy with second, third and fourth position. The male& female literacy gap is very low in Bihta block with 8.95%.

**FIG-4: LITERACY GAP BETWEEN MALE & FEMALE OF PATNA DISTRICT, 2011 (GENERAL POPULATION)**

SOURCE: SELF COMPUTED ON THE BASIS OF TABLE-1

**LITERACY RATE OF SCHEDULED CASTE POPULATION**

According to the census of India 2011, Patna District has 920918 Persons belonging to Scheduled castes population in which 482088 males and 438830 females. Among these Scheduled castes population number of literate persons are 388136 in which 241086 male and 147050 female's literates. According to table-2, In Patna District percentage of Scheduled Caste literates is 42.15 in which male literacy rate is 50 % and female literacy rate is 33.51 % respectively. Among all the Blocks of Patna District, Patna block has the highest literacy rate 56.51% and Belchhi block has the lowest literacy rate 31.06 % where as in terms of male and female literacy rate Patna block has the highest literacy rate 62.44 % and fatwa has lowest female literacy rate 39.03 % among all the 23 blocks.

**Table - 2****THE BLOCK WISE MALE AND FEMALE LITERACY RATE OF SCHEDULED CASTES IN 2011**

Sr.No.	Name of Block	Number of literates			Literacy rate			Gap in male-female literacy rate
		Persons	Males	Females	Persons	Males	Females	
1	Maner	12052	7505	4547	41.6	49.52	32.91	16.61
2	Dinapur-Cum-Khagaul	25,181	14,992	10,189	53.29	60.64	45.23	15.41
3	Patna Sadar	91,838	54,144	37,694	56.11	62.44	48.97	13.47
4	Sampatchak	7780	4944	2836	36.95	45.2	28.03	16.9
5	Phulwari	21,844	13,380	8,464	43.09	50.67	34.85	15.82
6	Bihta	18,553	11,578	6,975	41.75	49.98	32.78	17.2
7	Naubatpur	17015	10749	6266	38.63	46.7	29.79	16.91
8	Bikram	14864	9314	5550	43.03	51.9	33.43	18.47
9	Dulhin Bazar	8622	5393	3229	36.83	44.84	28.36	16.48
10	Paliganj	17,237	11,141	6,096	36.03	45.44	26.13	19.31
11	Masaurhi	19985	12751	7234	38.66	47.36	29.22	18.14
12	Dhanarua	17148	11046	6102	35.34	44.13	25.98	18.15
13	Punpun	16338	10441	5897	35.7	43.99	26.76	17.23
14	Fatwah	12226	8032	4194	32.04	40.1	23.13	16.97
15	Daniawan	7117	4603	2514	34.09	42.03	25.16	16.87
16	Khusrupur	8714	5626	3088	35.53	44	26.3	17.7
17	Bakhtiarpur	14489	9287	5202	35.19	42.59	26.86	15.73
18	Athmalgola	5573	3566	2007	35.83	43.59	27.21	16.38
19	Belchhi	5131	3401	1730	31.06	39.3	22	17.3
20	Barh	15899	10084	5815	40.07	47.81	31.29	16.52
21	Pandarak	9987	6314	3673	39.32	52.51	30.36	22.15
22	Ghoswari	5049	3175	1874	37.17	44.37	29.16	15.12
23	Mokameh	15,494	9,620	5,874	46.12	53.65	37.5	16.15
	Total	388136	241086	147050	42.15	50	33.51	16.49

SOURCE: DISTRICT CENSUS HANDBOOK, 2011 & SELF COMPUTED.

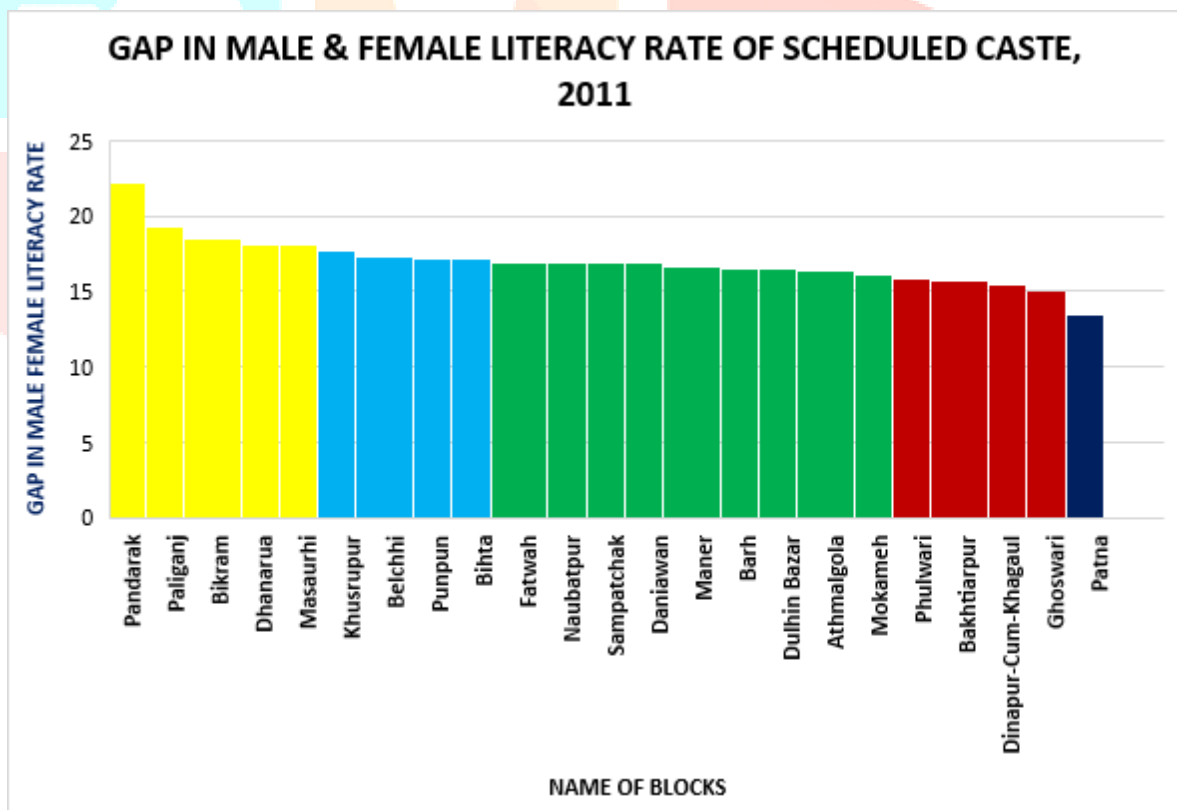
**BLOCK WISE LITERACY GAP BETWEEN MALE AND FEMALE SCHEDULED CASTES LITERATES**

To show the block wise literacy gap it has been divided into following groups such as

1. Very High literacy gap (Above 19 %): Blocks having high literacy gap are Pandarak (22.15%), Paliganj (19.31 %), Bikram (18.47 %), Dhanarua (18.15%) and Masaurhi (18.14%). All these five blocks are rural centres and far away from main towns.
2. High literacy gap (18 % to 19 %): Khushrupur (17.7%), Belchhi (17.3 %), Punpun (17.23%) and Bihta (17.2%) has high literacy gap because status of scheduled caste female is not so good and their social and cultural backwardness is also one of the important reason.
3. Medium literacy gap (17 % to 18 %): Nine blocks Fatwah (16.97%), Naubatpur (16.91%), Sampatchak (16.9%), Daniwan (16.87%), Maner (16.61%), Barh (16.52%), Dulhin Bazar (16.48%), Athmalgola (16.38%) and Mokameh (16.15%) comes under this group.
4. Low Literacy gap (16 % to 17 %). Four blocks of Patna district has low literacy gap. They are Phulwari (15.82%), Bakhtiyarpur (15.73%), Dinapur cum Khagaul (15.41%), Ghoswari (15.12%) blocks. These blocks are nearer to the urban centre
5. Very Low literacy gap (Below 16 %): Among all the blocks Patna Sadar blocks had very low literacy gap 13.47 %, it means that the female position in this block is good other than all blocks. Being the capital and head quarter of Bihar state, all the developmental programmes, schemes were implemented from here itself and having administrative, educational institution, impact of urbanization all these facilities are responsible for decreasing all types of gaps, like social, economic, and literacy gap too.

After discussing table 2 & 3 it is clear that in each block of Patna district, literacy rate of Male is higher than the Female literacy rate which is motioned in 2<sup>nd</sup> objective.

**FIG- 5: GAP IN MALE & FEMALE LITERACY RATE OF SCHEDULED CASTE, 2011**



SOURCE: SELF COMPUTED ON THE BASIS OF TABLE-2



Table 3

**THE BLOCK WISE LITERACY GAP AMONG GENERAL POPULATION & SCS POPULATION 2011**

Sr.N o.	Name of Block	Literacy Rate						Gap in General Literates Persons - SCs literates Persons
		General population			Scheduled caste			
		Persons	Male	Female	Persons	Male	Female	
1	Maner	60.26	69.91	49.78	51.11	60.55	40.62	9.15
2	Dinapur-Cum-Khagaul	72.89	80.00	64.78	54.61	64.82	43.45	18.28
3	Patna	70.01	80.03	59.03	45.25	55.22	33.88	24.76
4	Sampatchak	60.08	78.29	56.74	47.17	57.53	35.89	13.29
5	Phulwari	65.46	77.12	52.96	50.44	59.74	40.25	15.02
6	Bihta	71.29	81.77	59.89	52.54	62.38	41.64	18.75
7	Naubatpur	65.40	76.12	53.83	49.16	59.39	37.84	16.24
8	Bikram	82.30	86.50	77.55	53.13	63.85	41.45	29.17
9	Dulhin Bazar	74.33	81.51	66.34	47	57.17	36.23	27.33
10	Paliganj	67.40	76.98	56.93	45.97	57.59	33.59	21.43
11	Masaurhi	62.34	71.90	51.76	46.92	57.87	35	15.42
12	Dhanarua	50.98	55.38	51.14	45.13	56.01	33.4	5.85
13	Punpun	64.04	74.67	53.13	45.77	55.91	34.65	18.27
14	Fatwah	58.05	67.46	47.52	39.05	49.47	27.27	19
15	Daniawan	60.71	72.62	47.90	43.94	54.43	32.48	16.77
16	Khusrupur	62.15	72.75	51.27	45.55	55.83	33.91	16.6
17	Bakhtiarapur	60.30	69.29	50.7	43.8	53.05	33.04	16.5
18	Athmalgola	61.47	71.66	51.03	46.77	56.44	35.86	14.7
19	Belchhi	64.08	72.31	54.61	40.26	50.19	28.98	23.82
20	Barh	57.59	68.00	45.87	49.15	58.81	37.99	8.44
21	Pandarak	59.50	57.48	47.59	50.26	60.56	38.89	9.24
22	Ghoswari	50.15	61.20	37.46	46.58	55.01	36.98	3.57
23	Mokameh	65.15	61.20	37.46	53.93	62.55	43.79	11.22
	Total	70.68	78.48	61.96	47.6	57.75	36.36	23.08

SOURCE: DISTRICT CENSUS HANDBOOK, 2011 & SELF COMPUTED.

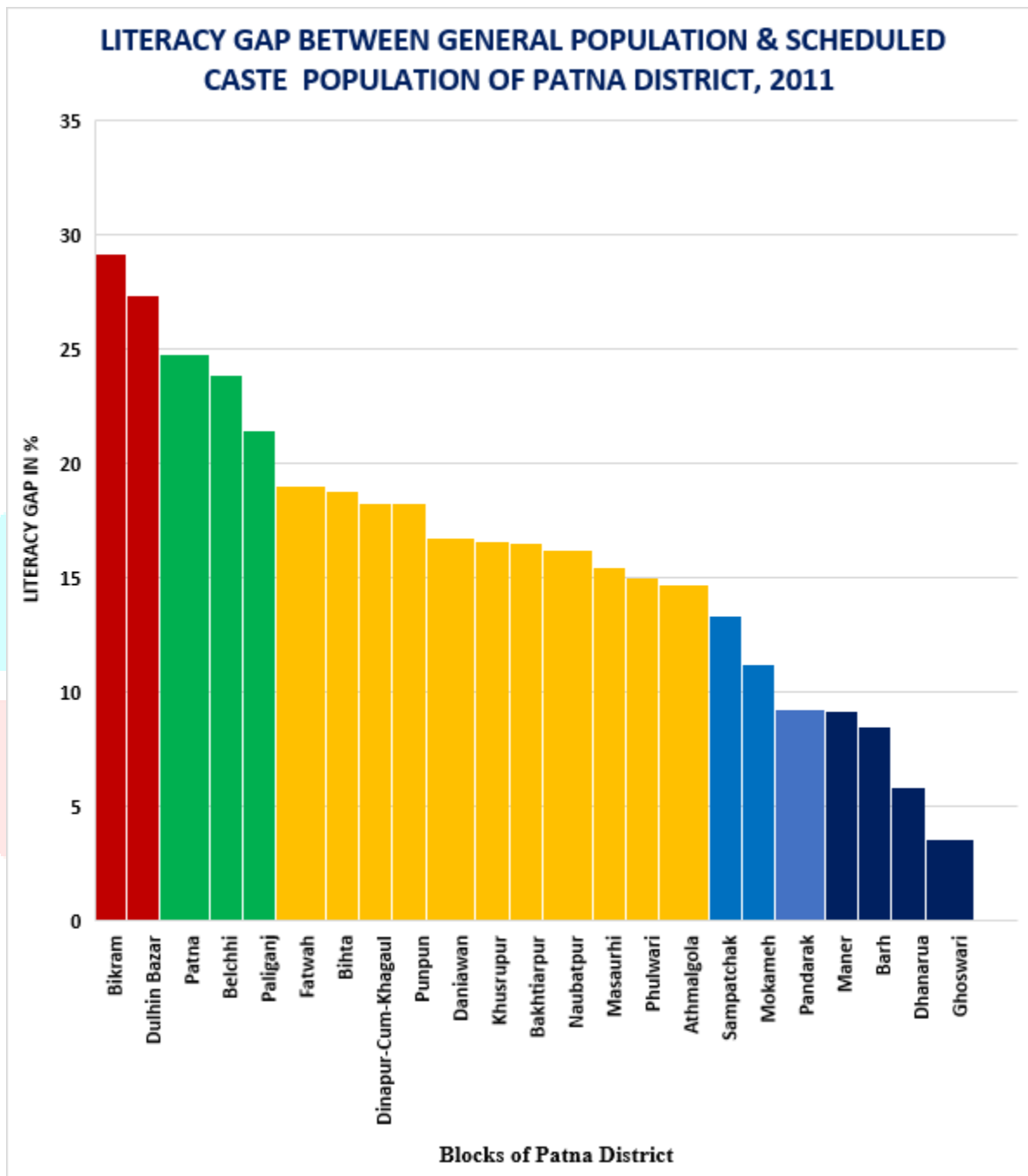
**BLOCK WISE LITERACY GAP AMONG GENERAL POPULATION & SCs POPULATION**

1. Very High literacy gap (Above 25 %): Two blocks of Patna district has very high literacy gap among general population and Scheduled caste population i.e., Bikaram (29.17 %), Dulhin Bazar (27.33 %). In these two blocks reason behind this gap must be Social and economic backwardness of Scheduled castes.
2. High literacy gap (20 % to 25 %): Patna (24.76 %), Belchhi (23.82%), Paliganj (21.43%) these three blocks has high literacy gap because of lack of social and educational Awareness. In these blocks the Position of Scheduled caste is economically weak.
3. Medium literacy gap (15 % to 20 %): Ten blocks of Patna district comes under this category. They are Fatwah (19 %), Bihta (18.75%), Dinapur Cum Khagaul (18.28 %), Punpun (18.27 %), Daniawan (16.77 %), Khusrupur (16.6 %), Bakhtiyarpur (16.5 %), Naubatpur (16.24 %), Masaurhi (15.42 %) and Phulwari (15.2%).
4. Low Literacy gap (10 % to 15 %): In Athmalgola (14.7 %), Sampatchak (13.29 %), and Mokameh (11.22 %) literacy gap is low which means that literacy gap is decreasing because the status of Scheduled caste is improving and social and educational mobility is increasing day to day.

5. Very Low literacy gap (Below 10 %): Pandarak (9.24 %), Maner (9.15 %), Barh (8.44 %), Dhanarua (5.85 %) and Ghoshwari (3.57%) these five blocks has very low literacy gap.

On the basis of above information, it is clear that the gap between general population and scheduled caste population is high

**FIG.- 6 LITERACY GAP BETWEEN GENERAL POPULATION & SCHEDULED CASTE POPULATION OF PATNA DISTRICT, 2011**



SOURCE: SELF COMPUTED ON THE BASIS OF TABLE-3

### **FINDINGS OF THE STUDY**

The foregoing analysis of the study can be concluded that literacy rate of scheduled caste is extremely lower than general population of the district. Literacy difference between Scheduled Caste and general population of the district have wide gender gap in literacy rate. On the basis of table and diagram, the above study successfully explains the objective that literacy rate of male is higher than the female and also that literacy rate of the general population is higher than the scheduled caste population. scheduled caste population of the district is still backward in education.

**REFERENCES**

1. Chatterjee SK (2000), *Education development of scheduled caste*, Gyan publishing House, New Delhi, PP .37-43
2. *District census handbook 2001*.
3. *District census handbook 2011*.
4. Goswami B. (2003), *Constitutional safeguards for scheduled castes and Scheduled Tribes* Rawat publications, Jaipur, page .13
5. Kochar Anjini (2007), "Do schooling policies contributing to schooling inequality? school location policies of rural India" *Stanford Institute for Economic policy research* <http://siepr.stanford.edu>, November page .1
6. Sundar Raj (2000) *Scheduled Caste of Rural India: Problem and prospects*.
7. Wankhedi, G.G. (2008), "Assessing higher education: affirmative Action and structured in inequality-The Indian experience", *social change* vol. 3,8 No. 1 March, PP. 31-51.

