



INTERNATIONAL JOURNAL OF CREATIVE RESEARCH THOUGHTS (IJCRT)

An International Open Access, Peer-reviewed, Refereed Journal

Women Empowerment after 74th Amendment: A Case Study of the Selected Districts of the Western Uttar Pradesh

Sanyogita (Research Scholar)

Nanak Chand Anglo Sanskrit, College (Meerut) U.P.

Email: sanyogitachinu19@gmail.com

Mob: 6395235605

Abstract:-

This paper is based on the women empowerment become counsellor after 74th amendment: A case study of selected districts of Western Uttar Pradesh. Paper shows that 74th Amendment effective to women counsellor after join the politics in Meerut, Bulandshahr and Hapur districts. Paper is based on the field survey of women counsellor those who are engaged in politics and consider has different socio-economic variables of the women counsellor after join the politics. The 74th Constitution Amendment Act, 1992 for the first time provided one-third reservation to **women** in urban local self-government institutions. This has raised the question as to what key role they could play in urban governance.

Key Words: - Women Counsellor, Empowerment, Decision, 74th Amendment, Constitution.

INTRODUCTION: -

Women empowerment literally meanings – rights and freedom to making decision in all sectors. India is basically male dominated society where women are deprived and backward after the making law in 74th amendment of constitution participation of women decision making mandatory as a result women get their chance to new way to express their knowledge and skill.

- The 74th Constitutional Amendment Act (CAA), 1992 for the first time provided one – third reservation to women in urban local – self government institution.
- Women can play catalytic role in promoting the cause of social development including women and child development.
- Reservation for women local bodies is aimed at securing their active involvement and support in socio-economic development.
- This CAA has laid foundations for the emergence of strong bottom – up women leadership why would climb the ladder to occupy position of power at state and national level.
- The 74th CAA provided a constitutional status for urban local bodies (ULB) in the country and considered revolutionary and radical legislation provided reservation of one - third of the strength of the council to women and also extended and same principal of reservation to women in other categories like SCs and STs apart from General Category.
- Also provided one –third reservation for women in the political executives, chairman/mayors of ULBs. This enabled to women to participate in urban local governance in the large numbers than was the case earlier.

This paper is based on the field survey of the women counsellor and showing that women empowerment after become counsellor and effect of the 74th amendment in their life.

Study of the Women Counsellor:-

Following tables is based on the field survey of the women empowerment become counsellor in Meerut, Bulandshahr & Hapur districts.

Table:-1

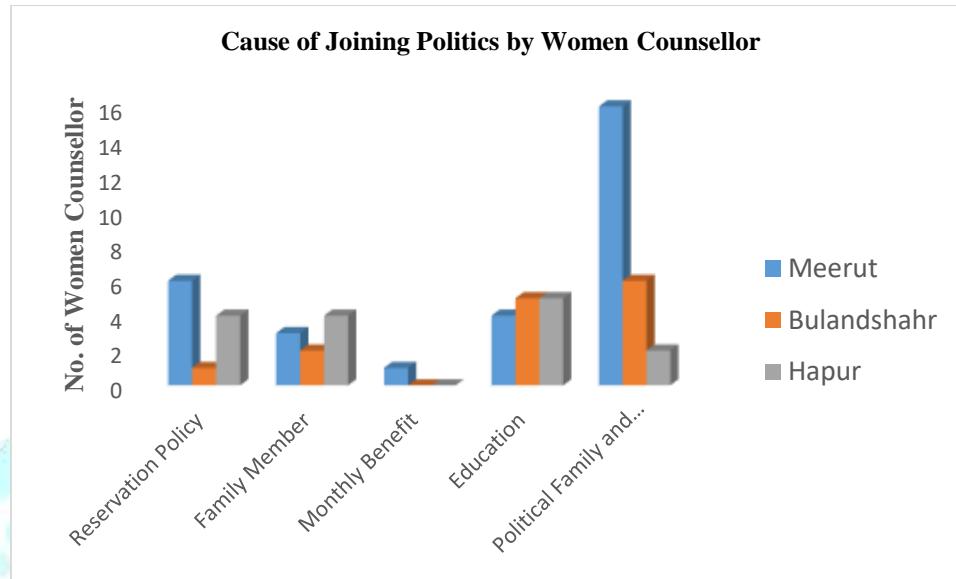
Cause of Joining Politics by Women Counsellor

S. No.	Name of Districts	Cause of Joining Politics by Women Counsellor											
		Reservation Policy	%	Family Member	%	Monthly Benefit	%	Education	%	Political Family & Reservation	%	Total	%
1.	Meerut	6	54.54	3	33.33	1	100	4	28.57	16	66.66	30	50.84
2.	Bulandshahr	1	9.09	2	22.22	Nil		5	35.71	6	25	14	23.72
3.	Hapur	4	36.36	4	44.44	Nil		5	35.71	2	8.33	15	25.42
	Total	11	99.99	9	99.99	1	100	14	99.99	24	99.99	59	99.98

Source: Field Survey



Figure: - 1



Above table and figure shows that reason of the joined politics behind of the women counsellor in Meerut, Bulandshahr and Hapur districts. In Meerut district highest majority of the women counsellor depends on the political family and reservation (16), Bulandshahr district depends on the political family and reservation (6) and Hapur district depends on the education (6). On the other hand, reason behind of lowest majority of the women counsellor joined of the politics in Meerut district depends on the reservation policy (6), family member (3), monthly benefit (1) and Education (4), Bulandshahr district depends on the reservation policy (1) and family member (2) and Hapur district depends on the political family and reservation policy (2). Joined of the politics reason behind of the women counsellor has been found that political family and reservation is very effective for joined the politics in Meerut district and education and political family and reservation is in Bulandshahr district. On the other hand, reservation policy, family member and education is very effective comapre to political and reservation policy in Hapur distirict.

This is shows that there are many factor responsible for women counsellor joined the politics in these districts. And there is no single reason responsible for joined the politics for women counsellor in Meerut, Bulandshahr and Hapur districts.

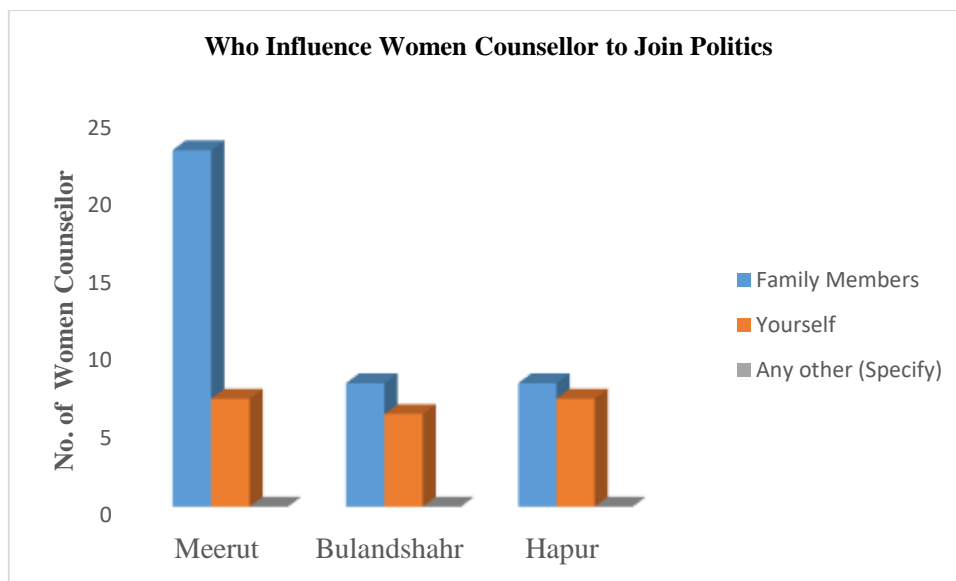
Table: - 2

Who Influence Women Counsellor Join Politics

S.No.	Name of Districts	Who Influence You To Join Politics						
		Family Members	%	Yourself	%	Any other	Total	%
1.	Meerut	23	58.97	7	35	Nil	30	50.84
2.	Hapur	8	20.51	7	35	Nil	15	25.42
3.	Bulandshahr	8	20.51	6	30	Nil	14	23.72
	Total	39	99.99	20	100	Nil	59	99.98

Source: Field Survey

Figure: - 2



This table & figure shows that who have guided join the politics of women counsellor in these districts. Family members have guided of the women counsellor in Meerut (23), Bulandshahr (8) and Hapur (8). On the other hand, those who have ownself have joined the politics in Meerut (7), Bulandshahr (6) and Hapur (7) in these district. This is effective indicator that family members have guidance join the politics compare to ownself. This is reason that family politics and family guidance is pulling in the politics and preparing the platform for family members. There are various example in Indian politics.

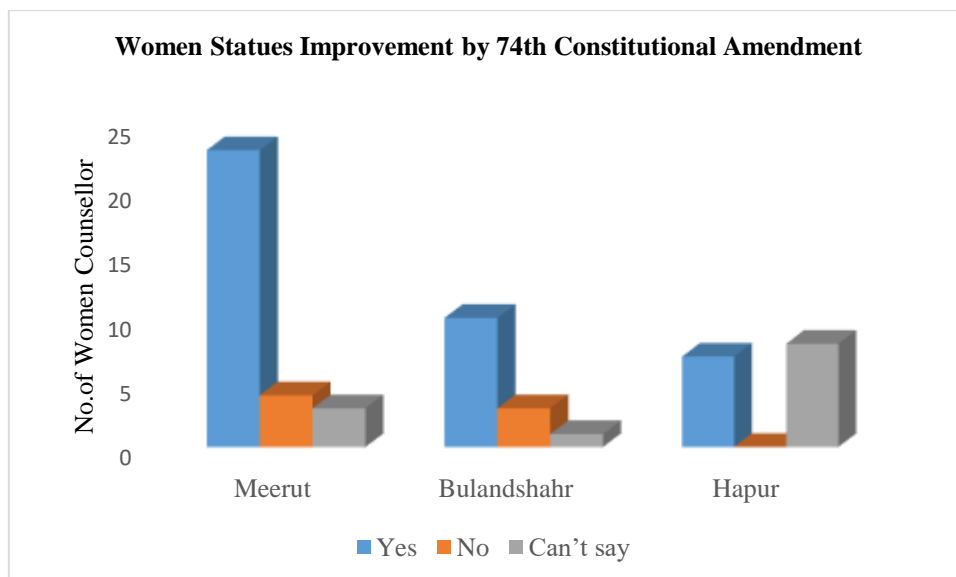
Table: - 3

Women Statues Improvement by 74th Constitutional Amendment

S.No.	Name of Districts	Women Statues Improvement by 74 th Constitutional Amendment							
		Yes	%	No.	%	Can't say	%	Total	%
1.	Meerut	23	57.5	4	57.14	3	25	30	50.84
2.	Hapur	7	17.5	-	-	8	66.66	15	25.42
3.	Bulandshahr	10	25	3	42.85	1	8.33	14	23.72
	Total	40	100	7	99.99	12	99.99	59	99.98

Source: Field Survey

Figure: - 3



After describe of table & figure has been found that perception about believed 74th Constitution of women counsellor in Meerut, Bulandshahr and Hapur districts. Those who have women counsellor believed in 74th constitution in Meerut (23), Bulandshahr (10) and Hapur (7) and who those who have not believed about 74th constitution in Meerut (4), Bulandshahr (3) and Hapur (0).

On the other hand, those who have not given response about 74th constitution in Meerut (3), Bulandshahr (1) and Hapur (8).

After comparison among Meerut, Bulandshahr and Hapur district has been found that women counsellor of Meerut and Bulandshahr district do believe about 74th constitution and there is no good result about women counsellor those women counsellor do more believe about 74th constitution in Hapur district.

Table: - 4

Reservation Granted to Women by 74th Constitutional Amendment

S. No.	Name of Districts	Reservation Granted To Women by 74 th Constitutional Amendment							
		Yes full information	%	No not much information	%	don't know any think	%	Total	%
1.	Meerut	27	60	3	42.85	Nil	-	30	50.84
2.	Hapur	7	15.55	4	57.14	4	57.14	15	25.42
3.	Bulandshahr	11	24.44	Nil	99.99	3	42.85	14	23.72
	Total	45	99.99	7	99.99	7	99.99	59	99.98

Source: Field Survey

Figure: - 4

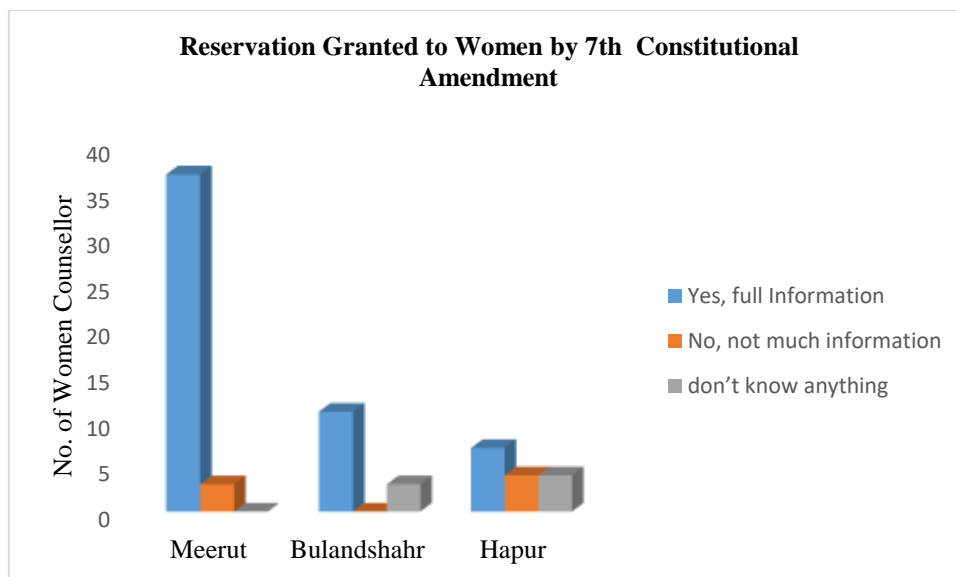


Table & Figure shows that those who have attended and participant in municipal meeting of the women counsellor in Meerut (27), Bulandshahr (11) and Hapur (7). They are engaged in all activities regarding Municipal Corporation in her district. And those who have not attended and participant meeting of the women - counsellor in municipal corporation Meerut (3), Bulandshahr (0) and Hapur (4).

On the other hand, those who are not aware about in Municipal Corporation meeting in Meerut (0), Bulandshahr (3) and Hapur (4). Mostly, women counsellor have supported to participant Municipal Corporation meeting in her district and have accepted about full information to meeting.

Table: -5

Participate in Monthly Meetings of the Municipal Corporation

S.No.	Name of Districts	Participate in Monthly Meetings of the Municipal Corporation					
		Yes	%	No.	%	Total	%
1.	Meerut	26	55.31	4	33.33	30	50.84
2.	Hapur	13	27.65	2	16.66	15	25.42
3.	Bulandshahr	8	17.02	6	50	14	23.72
	Total	47	99.99	12	99.99	59	99.98

Source: Field Survey

Figure: - 5

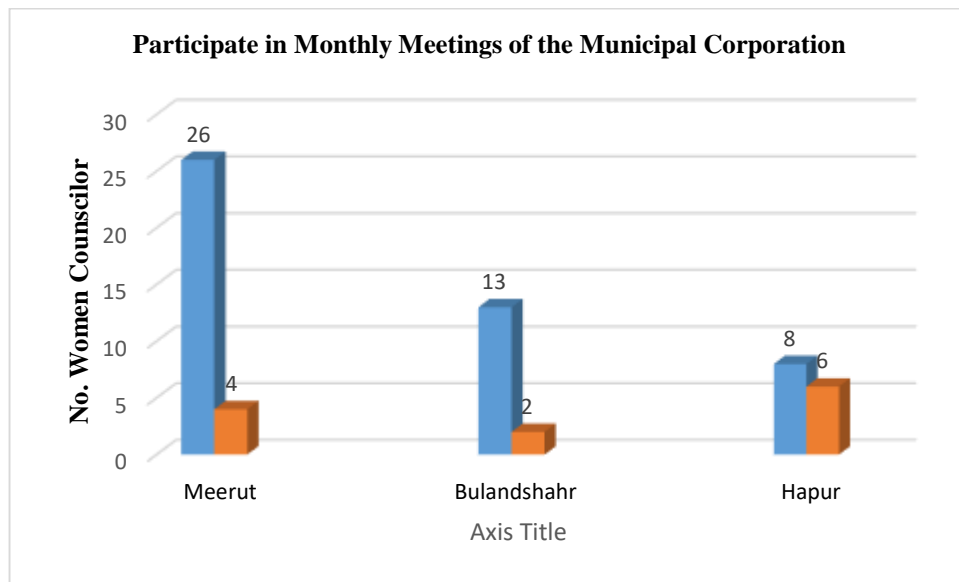


Table and figure shows that women councillor are taking and not taking corporation related decision in her district. Highest majority of the women councillor are taking decision in Meerut (26) and Hapur (13) compare to Bulandshahr (8) district. And those women councillor are not taking decision in Meerut (4), Bulandshahr (6) and Hapur (2). This is shows that after become councillor women are taking decision and aware about her right / responsibility of Municipal Corporation in her district.

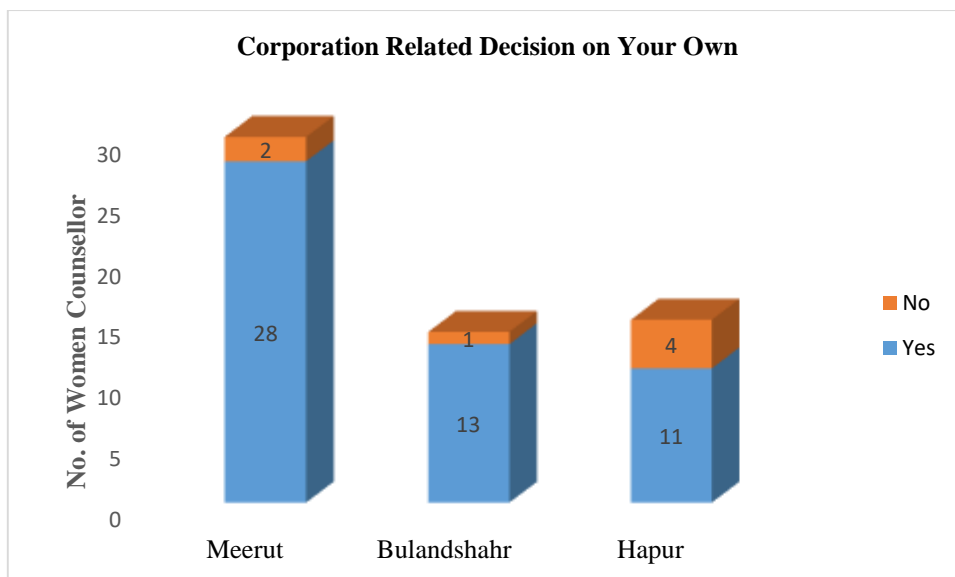
Table: -6

Corporation Related Decision on Your Own

S.No.	Name of Districts	Contesting Election Women					
		Yes	%	No.	%	Total	%
1.	Meerut	28	53.84	2	28.57	30	50.84
2.	Hapur	11	21.15	4	57.14	15	25.42
3.	Bulandshahr	13	25	1	14.28	14	23.72
	Total	52	99.99	7	99.99	59	99.98

Source: Field Survey

Figure: - 6



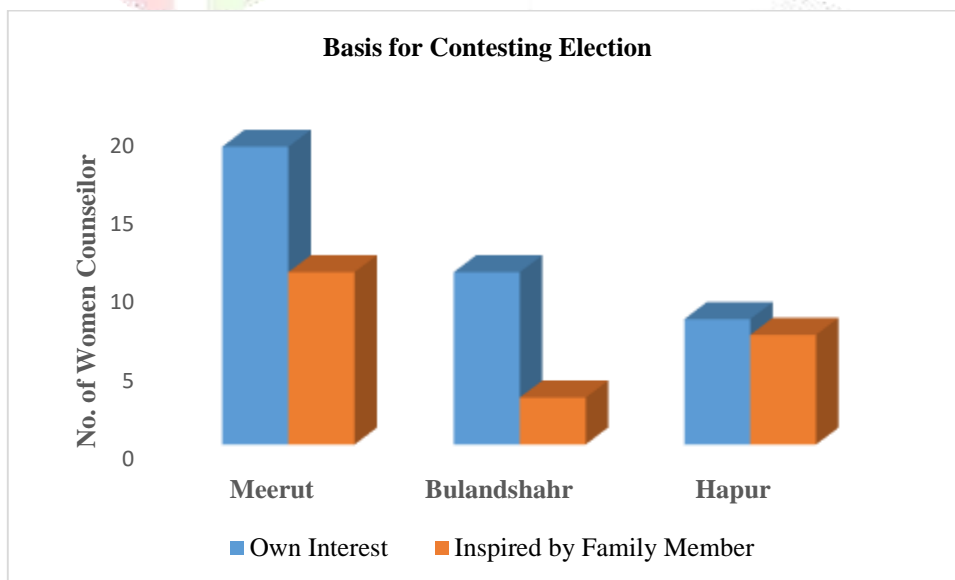
Above table & figure shows that those women counsellor taking decision in Meerut (28), Bulandshahr (13) and Hapur (11). And those who are not taking decision in Meerut (2), Bulandsahr (1) and Hapur (4). This is shows that women counsellor are about taking decision regarding.

Table: -7
Basis for Contesting Election

S.No.	Name of Districts	Basis for Contesting Election					
		Yes	%	No.	%	Total	%
1.	Meerut	19	50	11	52.38	30	50.84
2.	Hapur	8	21.05	7	33.33	15	25.42
3.	Bulandshahr	11	28.94	3	14.28	14	23.72
	Total	38	99.99	21	99.99	59	99.98

Source: Field Survey

Figure: - 7



After analysis of table and figure has been found that women counsellor awareness about politics. Own politics interested women counsellor in Meerut (19), Bulandshahr (11) and Hapur (8). And those who have inspired their family members in Meerut (11), Bulandshahr (3) and Hapur (7). Its means that both aspiration of women counsellor are responsible for generate the interest in politics and they are free for developed the ideology/view regarding politics.

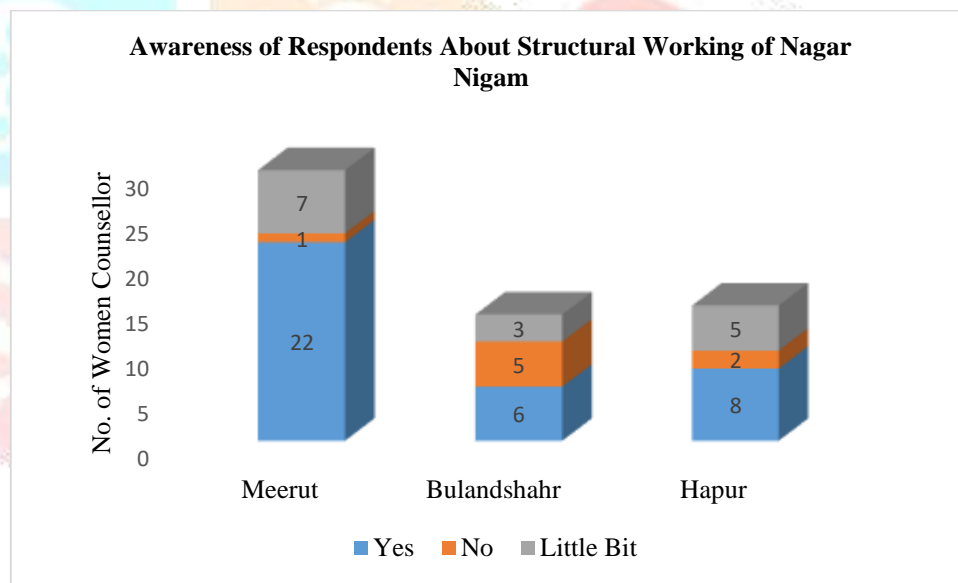
Table: -8

Awareness of Respondents about Structural Working of Nagar Nigam

S.No.	Name of Districts	Awareness of Respondents About Structural Working of Nagar Nigam							
		Yes	%	No.	P	Little Bit	%	Total	%
1.	Meerut	22	61.11	1	12.5	7	46.66	30	50.84
2.	Hapur	8	22.22	2	25	5	33.33	15	25.42
3.	Bulandshahr	6	16.66	5	62.5	3	20	14	23.72
	Total	36	99.99	8	100	15	99.99	59	99.98

Source: Field Survey

Figure: -8



Description of table and figure has been found that women counsellor awareness about regarding Government scheme / other programmed in their district/block/India. Those women counsellor are aware about government scheme in Meerut (21), Bulandshahr (6) and Hapur (8). And those women counsellor have some awareness about government scheme in Meerut (7), Bulandshahr (3) and Hapur (5).

On the other hand, and those women counsellor are not fully aware about Government scheme in Meerut (1), Bulandshahr (5) and Hapur (2). Its means that majority of the high women counsellor those who are aware about government scheme in district/block/India compare to those who are not aware about government scheme.

Table: - 9

Awareness about Government Scheme of Women and Children

S.No.	Name of Districts	Awareness About Government Scheme of Women And Children							
		Yes	%	No.	%	Few	%	Total	%
1.	Meerut	21	56.75	1	100	8	38.09	30	50.84
2.	Hapur	9	24.32	Nil	-	6	28.57	15	25.42
3.	Bulandshahr	7	18.91	Nil	-	7	33.33	14	23.72
	Total	37	99.98	1	100	21	99.99	59	99.98

Source: Field Survey

Figure: - 9

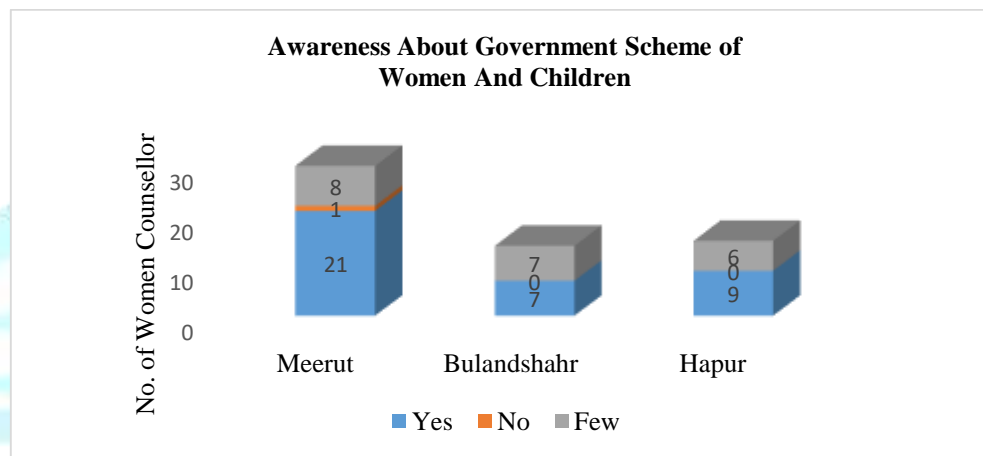


Table and figure shows that women counsellor awareness aware about Government women and children scheme in her block/district/India. Those women counsellor are aware about women and children scheme in Meerut (21), Bulandshahr (7) and Hapur (9). And those women counsellor are not aware about women and children scheme in Meerut (1), Bulandshahr (0) and Hapur (0). On the other hand, few women counsellor in Meerut (8), Bulandshahr (7) and Hapur (9) are aware about women and children scheme in district.

Generally, highest majority of the women counsellor are aware about women and children scheme in block/district/India. And they are engaged with scheme for welfare of women and children.

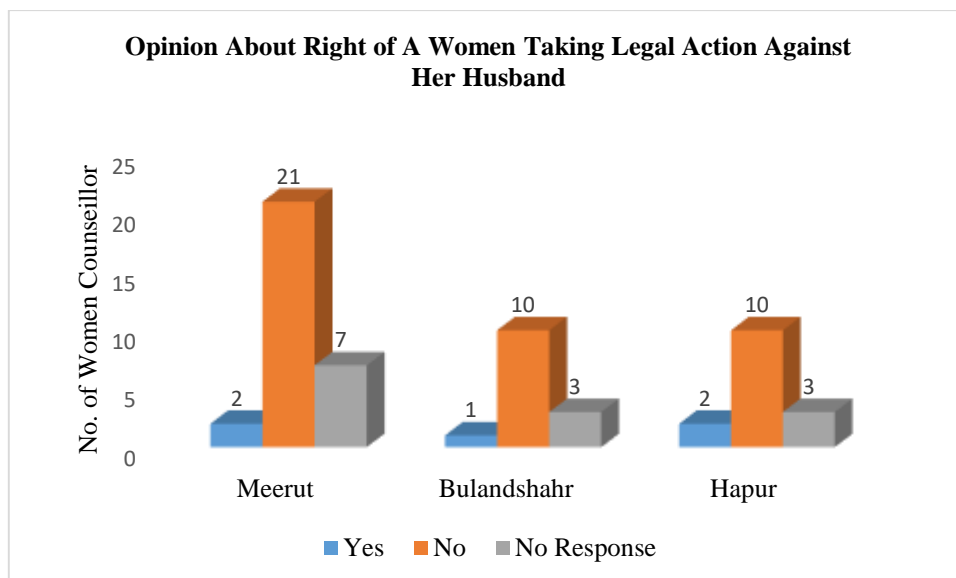
Table: -10

Opinion about Right of a Women Taking Legal Action against Her Husband

S.No.	Name of Districts	Opinion About Right of A Women Taking Legal Action Against Her Husband							
		Yes	%	No.	%	No Response	%	Total	%
1.	Meerut	21	43.75	9	81.81	Nil	-	30	50.84
2.	Hapur	13	27.08	2	18.18	Nil	-	15	25.42
3.	Bulandshahr	14	29.16	Nil	-	Nil	-	14	23.72
	Total	48	99.99	11	99.99	Nil	-	59	99.98

Source: Field Survey

Figure: - 10



Analysis of table and figure has been found that this is question front of women counsellor that should take legal action her husband. After consider women counsellor has been found that highest majority of the women counsellor (48) has supported taken legal action her husband. And those women counsellor have not supported about take legal action her husband in Meerut (9), Bulandshahr (0) and Hapur (2).

On the other hand, there is no women counsellor found that those who have not given response regarding take legal action her husband.

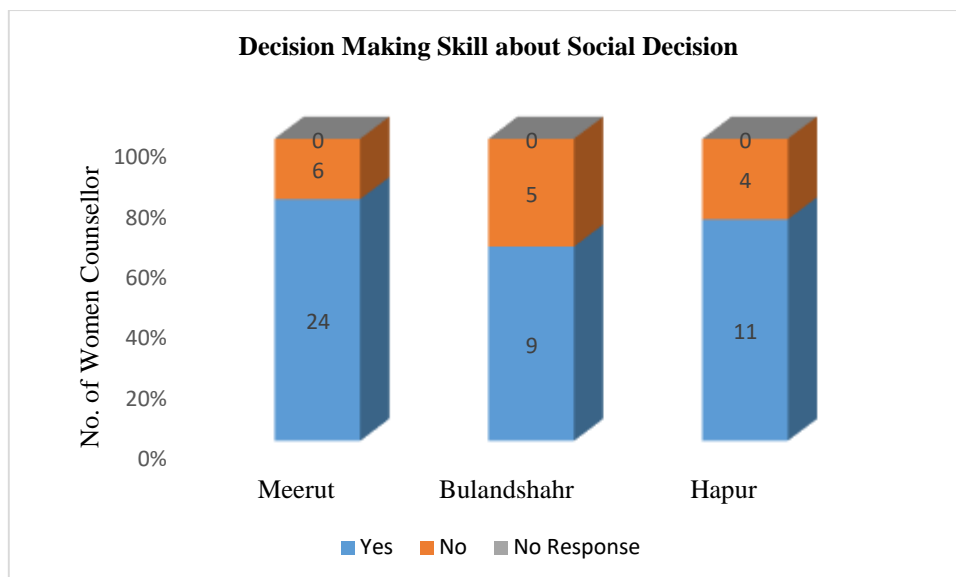
Table: -11

Decision Making Skill about Social Decision

S.No.	Name of Districts	Decision Making Skill About Social Decision							
		Yes	%	No.	%	No Response	%	Total	%
1.	Meerut	24	54.54	6	40	Nil	-	30	50.84
2.	Hapur	11	25	4	26.66	Nil	-	15	25.42
3.	Bulandshahr	9	20.45	5	33.33	Nil	-	14	23.72
	Total	44	99.99	15	99.99	Nil	-	59	99.98

Source: Field Survey

Figure: - 11



Above table and figure shows that what is share own-self in social decision of women councillor. Women councillor have taken decision own-self regarding social in Meerut (24), Bulandshahr (9) and Hapur (11). And those who have not taken decision of social in Meerut (6), Bulandshahr (5) and Hapur (4).

On the other hand, there is no found that those who have not given response regarding social in these district. This is shows that highest majority of the women councillor is able for taken decision own-self. And they are not depend on her husband for taken decision regarding social and other.

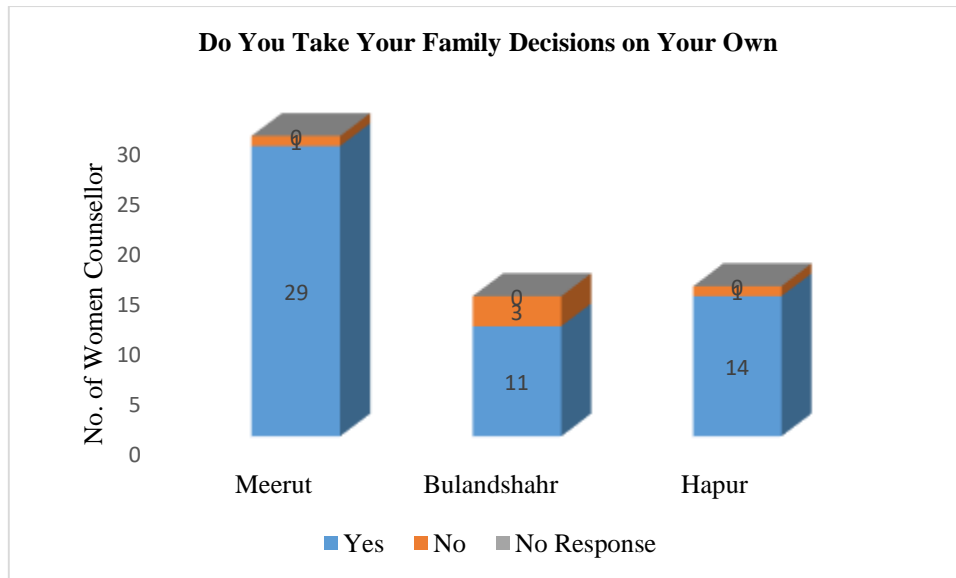
Table: -12

Do You Take Your Family Decision on Your Own

S.No.	Name of Districts	Do You Take Your Family Decisions on Your Own							
		Yes	%	No.	%	No Response	%	Total	%
1.	Meerut	29	53.70	1	20	Nil	-	30	50.84
2.	Hapur	14	25.92	1	20	Nil	-	15	25.42
3.	Bulandshahr	11	20.37	3	60	Nil	-	14	23.72
	Total	54	99.99	5	100	Nil	-	59	99.98

Source: Field Survey

Figure: - 12



After analysis of women councillor table & figure has been found that highest majority (54) of the women councillor have supported that should take decision of family in Meerut (29), Bulandshahr (11) and Hapur (14). And those who have not supported of family decision in Meerut (1), Bulandshahr (3) and Hapur (1).

On the other hand, there is no one found that those who have not given response regarding family decision. Its means that family decision playing a major role for determinant of the decision of women councillor regarding municipal corporation.

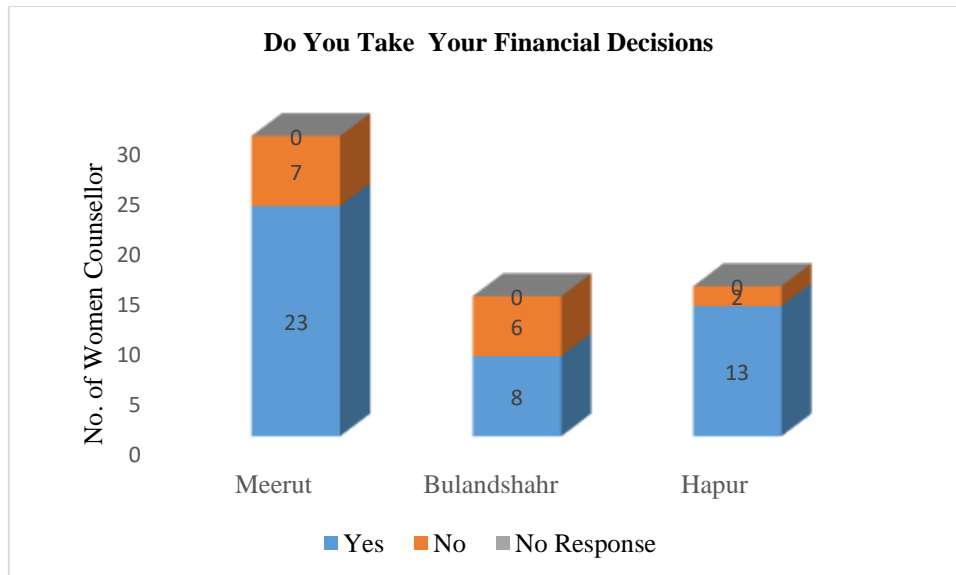
Table: -13

Do You Take Your Financial Decisions

S.No.	Name of Districts	Do You Take Your Financial Decisions							
		Yes	%	No.	%	No Response	%	Total	%
1.	Meerut	23	52.27	7	46.66	Nil	-	30	50.84
2.	Hapur	13	29.54	2	13.33	Nil	-	15	25.42
3.	Bulandshahr	8	18.18	6	40	Nil	-	14	23.72
	Total	44	99.99	15	99.99	Nil	-	59	99.98

Source: Field Survey

Figure: - 13



This table & figure shows that highest majority (34) of the women counsellor have supported that financial decision should be take in Meerut (23), Bulandshahr (8) and Hapur (13). And those who have not supported that there is no need have taken financial decision in Meerut (7), Bulandshahr (6) and Hapur (2).

On the other hand, there is no one found that those who have not given response related to financial decision in Meerut, Bulandshahr and Hapur districts. Analysis shows that mostly, women counsellor are capable for taking the financial decision and they are self dependent.

Table: -14

Can You Cast Your Vote by Your Own

S.No.	Name of Districts	Can You Cast Your Vote by Your Own							
		Yes	%	No.	%	No Response	%	Total	%
1.	Meerut	27	52.94	3	37.5	Nil	-	30	50.84
2.	Hapur	11	21.56	4	50	Nil	-	15	25.42
3.	Bulandshahr	13	25.49	1	12.5	Nil	-	14	23.72
	Total	51	99.99	8	100	Nil	-	59	99.98

Source: Field Survey

Figure: - 14

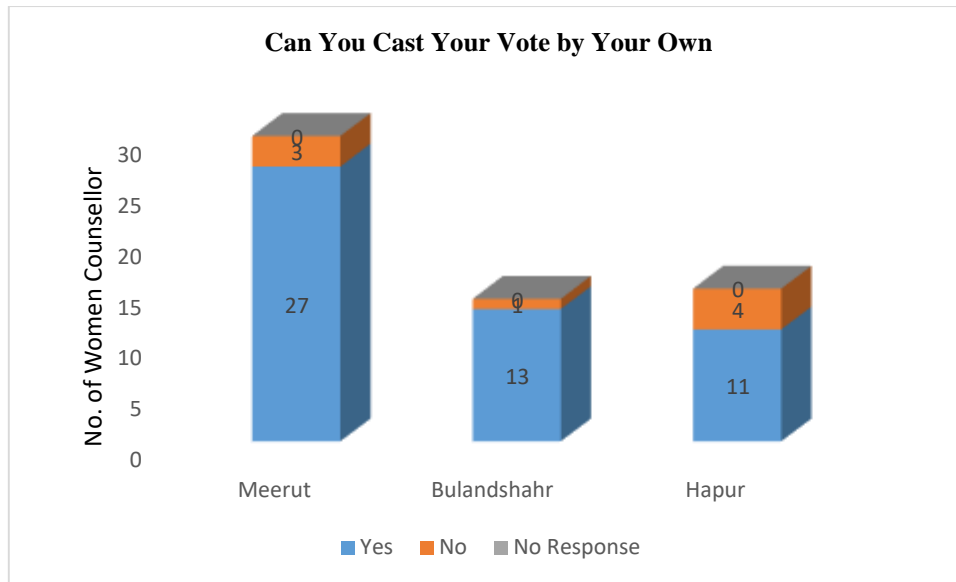


Table & figure shows that highest majority (51) of the women counsellor have supported vote without consulting anyone in Meerut (27), Bulandshahr (13) and Hapur (11). And those who have not supported anyone in Meerut (3), Bulandshahr (1) and Hapur (4). On the other hand, there is no one found that those who have not given response regarding vote without consulting anyone.

Its means that highest majority of the women counsellor are supporting of vote without consulting anyone.

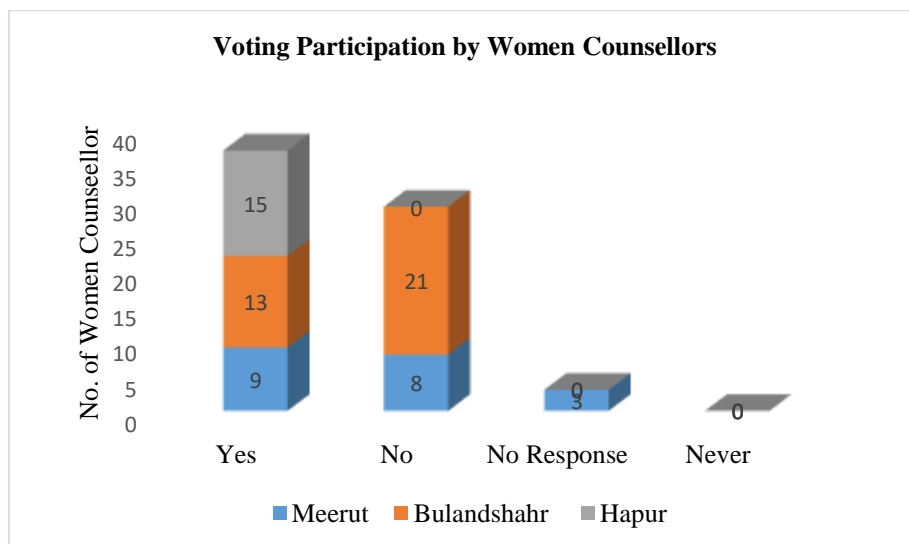
Table: - 15

Voting Participation by Women Counsellors

S.No.	Name of Districts	Voting Participation By Women Councillors									
		Always	%	Sometimes	%	Once a while	%	Never	%	Total	%
1.	Meerut	19	40.42	8	88.88	3	100	Nil	-	30	50.84
2.	Hapur	15	31.91	Nil	-	Nil	-	Nil	-	15	25.42
3.	Bulandshahr	13	27.65	1	11.11	Nil	-	Nil	-	14	23.72
	Total	47	99.98	9	99.99	3	100	-	-	59	99.98

Source: Field Survey

Figure: - 15



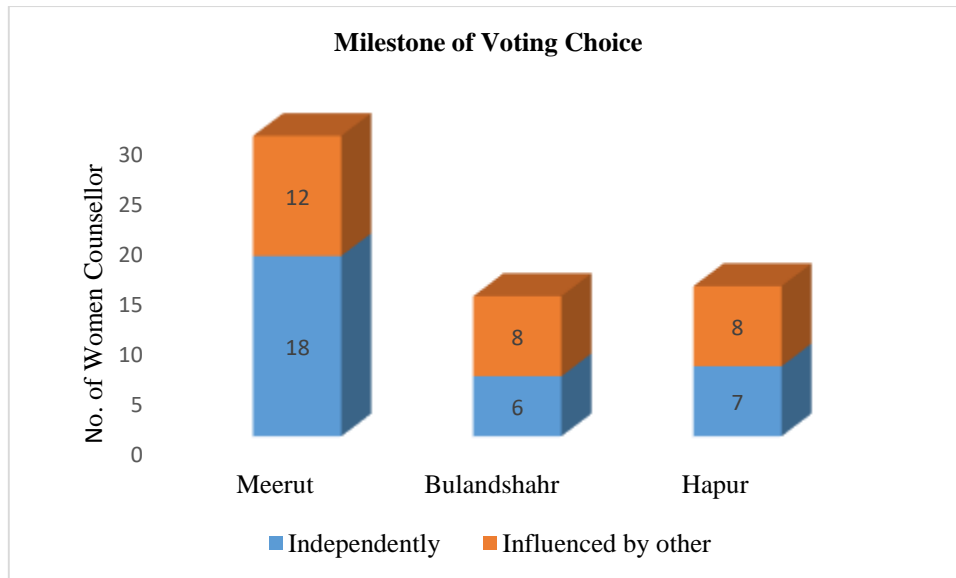
Above table & figure shows that always women councillor voting participating in Meerut (19), Bulandshahr (13) and Hapur (15). Some - time women councillor are voting participating in Meerut (8), Bulandshahr (21) and Hapur (0). Once a while women councillor voting participating in Meerut (3), Bulandshahr (0) and Hapur (0). And there is no one found that women councillor never participating in Meerut, Bulandshahr and Hapur districts. Its means that highest majority of the women councillor are engaged in always voting participation in these districts compare to sometimes & once a while voting participating women councillor.

Table: -16
Milestone of Voting Choice

S.No.	Name of Districts	Milestone of Voting Choice					
		Independently	%	Influenced by other	%	Total	%
1.	Meerut	18	58.06	12	42.85	30	50.84
2.	Hapur	7	22.58	8	28.57	15	25.42
3.	Bulandshahr	6	19.35	8	28.57	14	23.72
	Total	31	99.99	28	99.99	59	99.98

Source: Field Survey

Figure: - 16



After analysis of table & figure has been found that independency in voting choice of women counsellor in Meerut (18), Bulandshahr (6) and Hapur (7) in these districts. On the other hand women counsellor influenced by others in Meerut (12), Bulandshahr (8) and Hapur (8). Its means that independency and influenced by others both are effective for voting choice in these districts. And there is no single one variable responsible for using the voting choice for women counsellor. Its means that independency and influenced by others both are effective for voting choice of women counsellor.

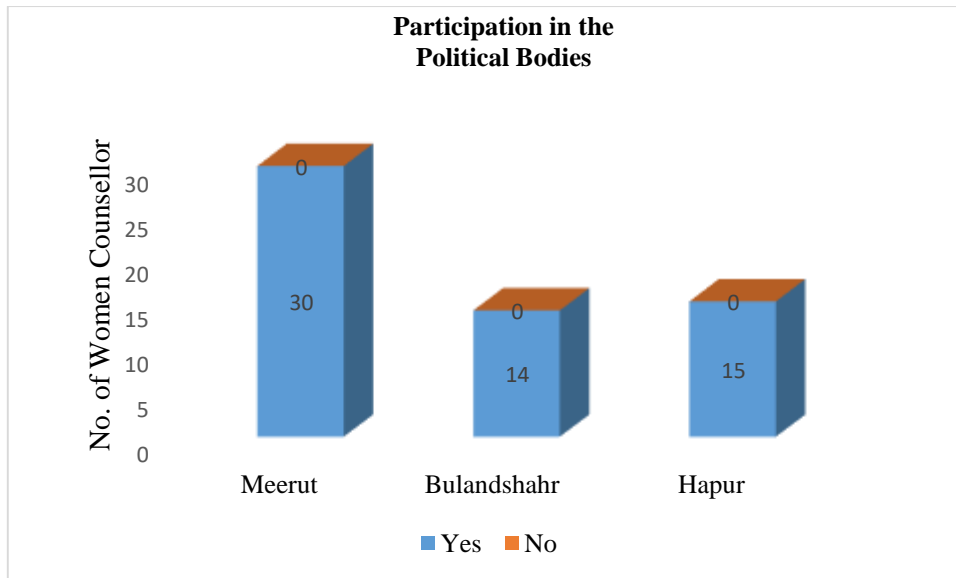
Table: -17

Participation in the Activities of Political Bodies

S.No.	Name of Districts	Participation in the Activities of Political Bodies				Total	%
		Yes	%	No	%		
1.	Meerut	30	50.84	-	-	30	50.84
2.	Hapur	15	25.42	-	-	15	25.42
3.	Bulandshahr	14	23.72	-	-	14	23.72
	Total	59	99.98	Nil	-	59	99.98

Source: Field Survey

Figure: - 17



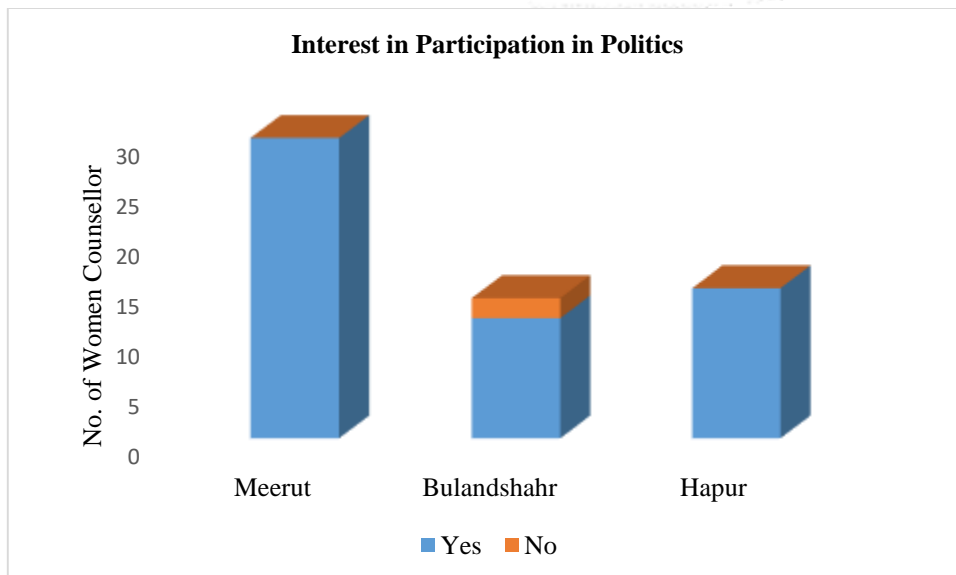
After analysis of table & figure has been found that all women counsellor of Meerut (30), Bulandshahr (14) and Hapur (15) districts have participated in political activities and bodies. Its means that all women counsellor are engaged in direct and indirect to political bodies and participation in all political activities.

Table: -18
Interest in Participation in Politics

S.No.	Name of Districts	Interest in Participation in Politics					
		Yes	%	No	%	Total	%
1.	Meerut	30	52.63	Nil-	-	30	50.84
2.	Hapur	15	26.31	Nil	-	15	25.42
3.	Bulandshahr	12	21.05	2	100	14	23.72
	Total	57	99.99	2	100	59	99.98

Source: Field Survey

Figure: - 18



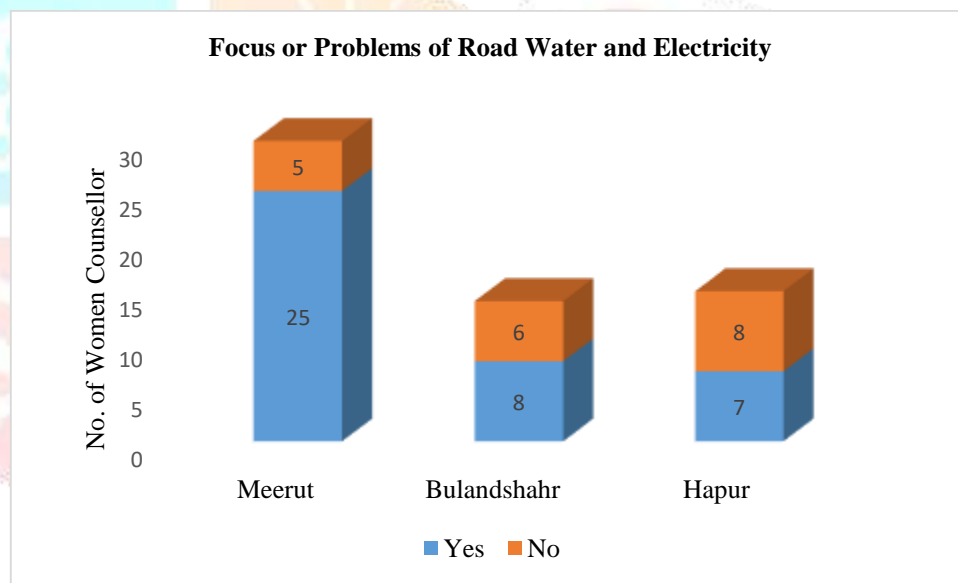
Above table & figure shows that all women counsellor are interested in politics and they are participating in political activities. And there is no one women counsellor found that those who are not interested in politics and not participating. Its means that all women counsellor are supporting and intrested in politics.

Table: -19
Focus of Problems of Road Water and Electricity

S.No.	Name of Districts	Focus of Problems of Road Water and Electricity					
		Yes	%	No	%	Total	%
1.	Meerut	25	62.5	5	26.31	30	50.84
2.	Hapur	7	17.5	8	42.10	15	25.42
3.	Bulandshahr	8	20	6	31.57	14	23.72
	Total	40	100	19	99.98	59	99.98

Source: Field Survey

Figure: - 19



After analysis of table & figure has been found that those women counsellor have faced problems related to road and water electricity in Meerut (25), Bulandshahr (8) and Hapur (7) and those women counsellor have not faced problems in Meerut (5), Bulandshahr (6) and Hapur (8) in these districts.

Its means that highest majority of the women counsellor have faced problems related to road and water electricity (40) in these districts.

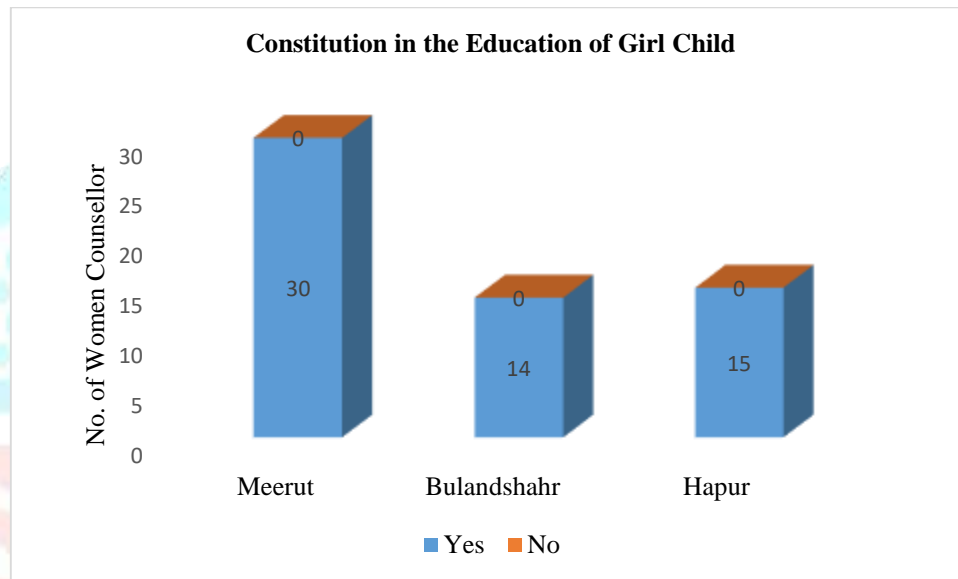
Table: -20

Constitution in the Education of Girl Child

S.No.	Name of Districts	Constitution in the Education of Girl Child					
		Yes	%	No	%	Total	%
1.	Meerut	30	50.84	Nil	-	30	50.84
2.	Hapur	15	25.42	Nil	-	15	25.42
3.	Bulandshahr	14	23.72	Nil	-	14	23.72
	Total	59	99.98	Nil	-	59	99.98

Source: Field Survey

Figure: - 20



After analysis of table & figure has been found that highest majority (59) of the women counsellor have motivated to girl child education in Meerut (30), Bulandshahr (14) and Hapur (15). On the other hand, there is no one women counsellor has found that those who are not interested for motivated girl child for education in these districts. Its means that all women counsellor are thinking about that motivated for girl child in these districts.

Table: - 21

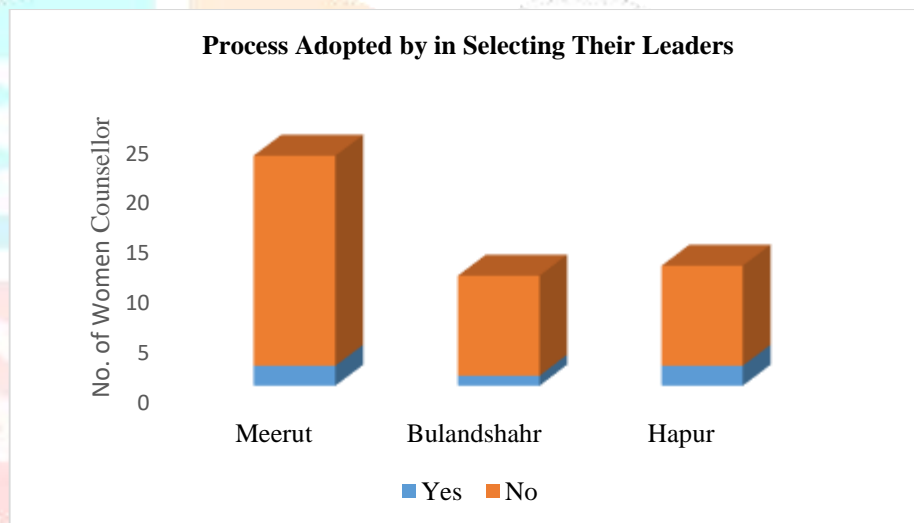
Process Adopted by in Selecting Their Leaders

S.No.	Name of Districts	Process Adopted by in Selecting Their Leaders					
		Yes	%	No	%	Total	%
1.	Meerut	30	50.84	Nil	-	30	50.84
2.	Hapur	15	25.43	Nil	-	15	25.42
3.	Bulandshahr	14	23.72	Nil	-	14	23.72
	Total	59	99.99	Nil	-	59	99.98

Source: Field Survey

This table & figure shows that all women counsellor are selecting their leaders in Meerut (30), Bulandshahr (14) and Hapur (15). On the other hand, there is no single women counsellor have not not found that those who are interested for selecting their leaders in these districts.

Figure: - 21



This table & figure shows that women counsellor have supported about women contribution in political activities in Meerut (27), Bulandshahr (9) and Hapur (13) in these districts. And those women counsellor have not aware about that women contribution in political activities in Meerut (3), Bulandshahr (5) and Hapur (2). Its means that highest majority (50) of the women counsellor have supported that women contribution in political activities and saying that they have effective identity in poitics.

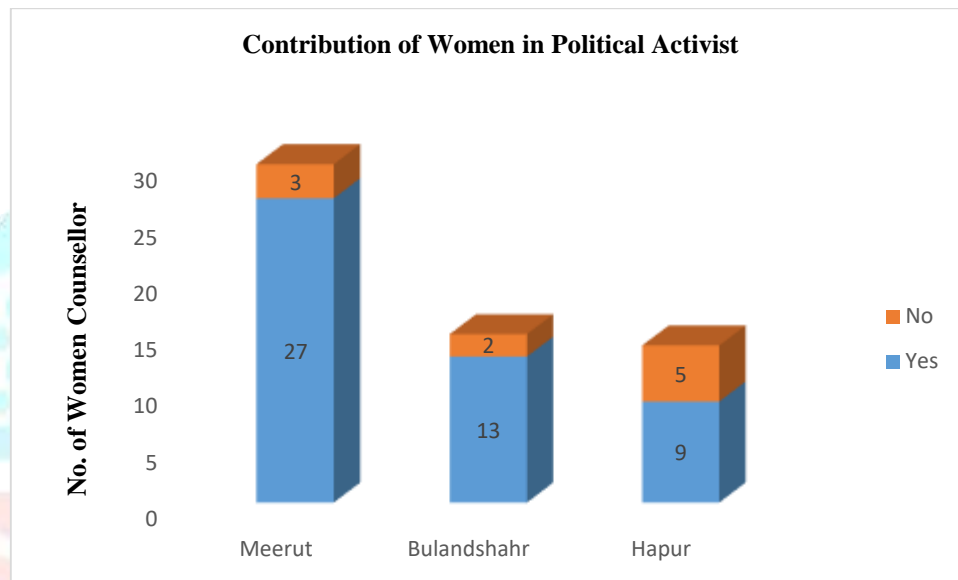
Table: -22

Contribution of Women in Political Activist

S.No.	Name of Districts	Contribution of Women in Political Activist					
		Yes	%	No	%	Total	%
1.	Meerut	27	55.10	3	30	30	50.84
2.	Hapur	13	26.53	2	20	15	25.42
3.	Bulandshahr	9	18.36	5	50	14	23.72
	Total	49	99.99	10	100	59	99.98

Source: Field Survey

Figure: - 22



This table & figure shows that women counsellor have supported about women contribution in political activities in Meerut (27), Bulandshahr (9) and Hapur (13) in these districts. And those women counsellor have not aware about that women contribution in political activities in Meerut (3), Bulandshahr (5) and Hapur (2). Its means that highest majority (50) of the women counsellor have supported that women contribution in political activities and saying that they have effective identity in poitics.

Table: - 23

Providing 33% Reservation to the Women

S.No.	Name of Districts	Providing 33% Reservation to the Women					
		Yes	%	No	%	Total	%
1.	Meerut	16	53.33	14	48.27	30	50.84
2.	Hapur	9	30	6	20.68	14	25.42
3.	Bulandshahr	5	16.66	9	31.03	14	23.72
	Total	30	99.99	29	99.98	59	99.98

Source: Field Survey

Figure:- 23

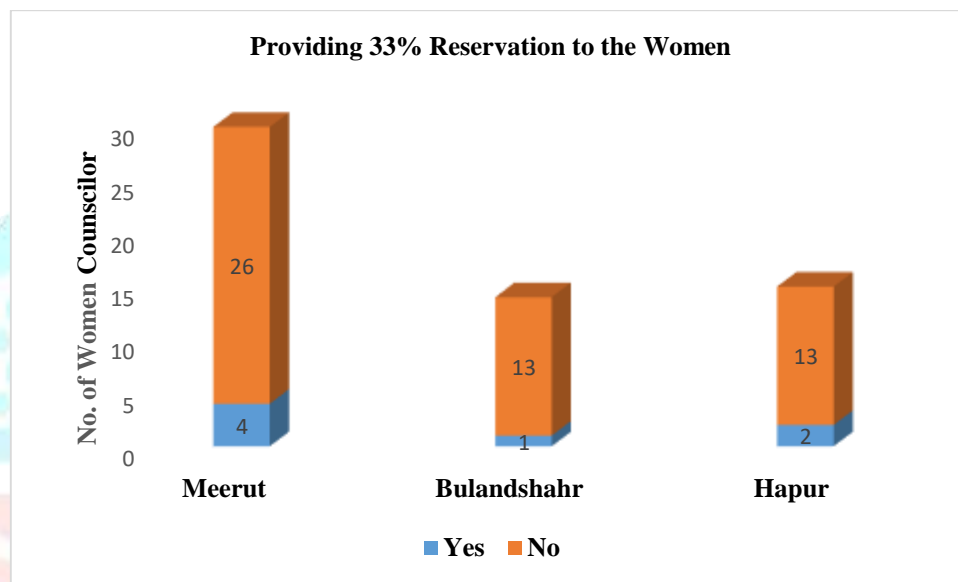


Table & Figure shows that highest majority (52) of the women councillor were not aware about 33 percent reservation for women in politics. On the other hand, lowest majority (8) of the women councillor were aware about reservation for women in politics.

Its means that awarness of reservation in politics is very low among women councillor. Because, mostly women councillor have not good education and awarness about women reservation in politics.

CONCLUSION :-**Major Finding 74th Amendment and Women Empowerment:-**

1. In Meerut the reason behind the joining of politics depends on political family and reservation. And Bulandshahr district depends on reservation policy and Hapur district depends on the political family reservation. The highest no. of seats are in Meerut which in 16.
2. Family politics and family guidance is pulling in to the politics and preparing platform for family member. The highest majority of women counsellor believed on this perception in Meerut (23).
3. After comparison among Meerut, Bulandshahr and Hapur district has been found that Meerut and Bulandshahr district women counsellor do believe about 74th constitution amendment and no good resear about women counsellor. Those who do more believe about 74th constitution in Hapur.
4. Those who have attended and participated in municipal meeting of the women counsellor is highest in Meerut district which is (270) and those who have not attended the meeting is Highest in Hapur district which is (4). And those who are not aware about Municipal Corporation meeting is highest in Hapur district (4).
5. Higher majority of the women counsellor is taking decision in Meerut (26). And those women counsellors are not taking decision is highest in Bulandshahr (6).
6. Own interested women counsellor is highest in Meerut (19). And those who have inspired from main family member is highest in Meerut (11). Both of these factors are responsible for generating Interest in politics.
7. Those women counsellor who are aware about Govt. Sheevar (Camp) is highest in Meerut (21). And one who have some awareness about Govt. Seheever (Camp) is highest in Meerut (7). And women counsellor those who are not fully aware about Govt. Sheever (Camp) is highest in Bulandshahr.
8. Those women counsellor are aware about women and children scheme is highest in Meerut (21). And those women counsellor are not aware is highest in Meerut (1). Generally, most of the women counsellor are aware about women and children scheme.
9. The highest majority of women counsellor (48) have supported to take legal action against her husband. And those who have not supported about taking legal action against her husband is highest in Meerut (9).
10. The highest no. of women have taken decision regarding own-self is highest in Meerut (24). And those who have not taken decision regarding own – self is also highest in Meerut (6).
11. It has been found that the highest majority of women counsellor have supported to take decision for their family is highest in Meerut (29). And those who have not supported for family decision is highest in Bulandshahr (3).
12. Analysis shows that mostly, women counsellor own capable for taking the financial decision and are self-dependent which is highest in Meerut (23). And those women counsellor have not get supported is highest in Meerut (7).
13. The highest majority of women counsellor are supporting the vote neither out counselling anyone which is highest in Meerut (27). And move who are not being supported is highest in Hapur (4).
14. Women who always participate in voting is highest in Meerut (19). Women who have sometime participate

- in voting is highest in Bulandshahr (21). Those women counsellor have participate once a while is highest in Meerut (3). And there is no one found that women counsellor who never participate in voting.
15. Independency in voting choice of women counsellor is highest in Meerut (18). And women influenced by others is highest in Meerut (12).
 16. This mean that *independency* and *influenced* both are effective for voting choice by others.
 17. Women who have participated in political activities and bodies is highest in Meerut (30). On the other hand, women counsellor are engaged in Diet indent to political bodies.
 18. Analysis shows that all women are interested in politics and they are participating in political activities. And some women counsellor are not interested and they are not participating in politics.
 19. It has been found that women counsellors have faced problem related to road, water and electricity is highest in Meerut (25). And those women counsellor have faced problem is highest in Hapur (8).
 20. It has been found that highest majority of women have motivated to educate girl child in Meerut (30). And there is no one women counsellor has found that that those who are not interested for motivated girl child for education among districts.
 21. According to analysis all women are selecting their leaders is highest in Meerut (30). And there is no single women who have not found not those who are not interested for selecting their leaders.
 22. Women counsellors have supported about women contribution in political activities is highest in Meerut (27). And those women counsellors are not aware about the women contribution in political activities is highest in Bulandshahr (5). On the other hand, women have effective identity in politics.
 23. Highest majority (52) of the women counsellor were aware about 33% reservation for women and (8) women counsellor were aware about reservation for women in politics. Its reason that mostly women do not have good and higher quality of education.



REFERENCENCES

- **Devi, Rama.V.S (2000)**, “Towards the 73rd & 74th Amendments: implications for women”, Institute of Social science. New Delhi, p-18-28.
- **Biju.M.R (2003)**, “Politics of Women’s Reservation in India. South Asian Journal of Socio-Politics Studies”, (SAJOSPC), Kollam, India, Vol.3, p-218.
- **Kahlon.P.K (2004)**, “The impact of 73rd Amendment Act on women’s political empowerment: A study of Punjab”, Decentralized Governance in India: Myth and Reality, Deep and Deep publications, New Delhi
- **Ahamad S. WaseemNilofer and ParveenGazala (2008)**, “Women’s Political Participation and Changing Pattern of Leadership in Rural Areas of U.P”, Indian Journal of Political Science, Pp- 660-671
- **Ahamad S. WaseemNilofer and ParveenGazala (2008)**, “Women’s Political Participation and Changing Pattern of Leadership in Rural Areas of U.P”, Indian Journal of Political Science, Pp- 660-671
- **Buch, Nirmala (2009)**, “Reservation for Women in Panchayats: A Sop in Disguise”, Economic and Political Weekly, Vol. 44, No 40, Pp.8-10.
- **Subramanyam, P.V.V. and Rao I, Dosagiri (2011)**, “Political Empowerment of Women in Panchayat Raj Institutions through 73rd Constitutional Amendment Act”: A Case Study , edited by D. Pulla Rao in Political Dimension of Women Empowerment, The Associated Publishers, Ambala.
- **Sushma, N. (2011)**, “Political Empowerment of Women in Indian Legislature:With reference to their involvement in decision making process” ,Edited by D.PullaRao in Political Dimension of Women Empowerment, The Associated Publishers, Ambala
- **Dr.Mahalinga. K (2014)**, “Women Empowerment through Panchayat Raj Institutions, Indian Journal of Research, Vol; 3 issues; 3 March 2014.
- **KapoorMudit, Shamika Ravi (2014)**, “Women Voters in India Democracy: A Silent Revolution”, Economic and Politically Weekly, Vol. XLIX, No. 12, March 22.