



DATA WAREHOUSE DESIGN: DEVELOPMENT & ASSISTANCES

Authors

Praveen Kumar¹, Dr. Kavita²

¹Research Scholar, Department of Computer Science, Jayoti Vidyapeeth Women's University, Jaipur, India

²Associate Professor, Department of Computer Science, Jayoti Vidyapeeth Women's University, Jaipur, India

ABSTRACT

Data ware housing is a booming enterprise with many fascinating lookup problems. The information warehouse is focused on solely few aspects. Here we are discussing about the information warehouse format and usage. Let's appear at a number of techniques to the information ware residence graph and utilization manner and the steps involved. Data warehouse can be constructed the usage of a top-down approach, backside down strategy or a mixture of both. In this lookup paper we are discussing about the information warehouse graph process.

Keywords: Data Warehousing, Data Warehouse Design, Development.

I. INTRODUCTION

Before we considered the layout process, let's we considered about what is information warehouse? Think of a facts warehouse as a central storage facility which collects facts from many sources, manages it for environment friendly storage and retrieval, and grants it to many audiences, generally to meet selection guide and enterprise talent requirements. "What is the want of information warehouse? What goes into a statistics warehouse design? How are statistics warehouse used? How do records warehousing and OLAP relate to statistics mining?" In this lookup paper we are discussing about commercial enterprise evaluation framework for statistics warehouse design, statistics warehouse plan process, information warehouse utilization for statistics processing and from OLAP to multidimensional records mining. The notion of statistics warehousing is deceptively simple. Data is extracted periodically from the functions that assist commercial enterprise procedures and copied onto one of a kind devoted computer.

There it can be validated, reformatted, reorganized, summarized, restructured, and supplemented with information from different sources. The ensuing records warehouse will become the principal supply of data for document generation, analysis, and presentation thru advert hoc reports, portals, and dashboards. Building facts warehouses used to be difficult. Many early adopters determined it to be costly, time consuming, and aid intensive. Over the years, it has earned a recognition for being risky. This is particularly real for these who have tried to construct information warehouses themselves barring the assist of actual experts.

II. RESEARCH EXPANSIONS

A business analysis framework for data warehouse design

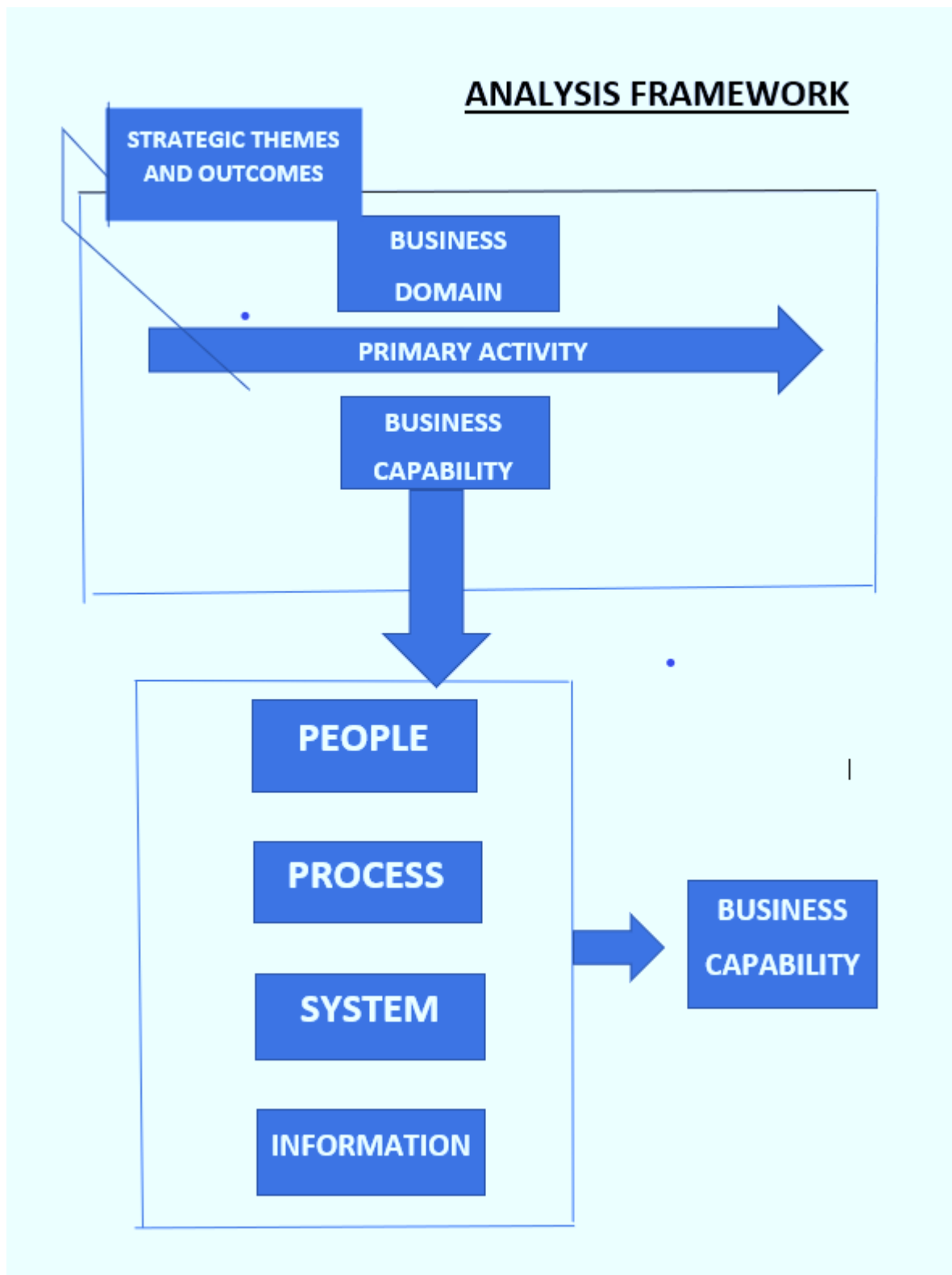
What can enterprise analyst acquire from having an information warehouse?

- we having an information warehouse may additionally grant an aggressive gain via supplying applicable facts from which to measure overall performance and make integral changes to assist win over competitors.
- A facts warehouse can enhance enterprise productiveness due to the fact it is capable to shortly and environment friendly acquire statistics that precisely describes the organization.
- An information warehouse enables patron relationship administration due to the fact it presents a steady view of clients and objects throughout all traces of business, all departments, and all markets.
- A records warehouse may also deliver about price discount by means of monitoring trends, patterns and exceptions over lengthy periods.

If you desired to do format advantageous records warehouse you should comprehend the commercial enterprise desires and assemble a commercial enterprise evaluation framework. The development of a massive and complicated statistics gadget can be considered as the building of a giant and complicated building, for which the proprietor architect and builder have exceptional views. This view is blended to structure a complicated framework that represents the top-down, business driven or owner's perspective, as properly as the bottom-up, builder-driven, or implementor's view of the data system. Four, distinctive views related to a facts warehouse layout ought to be considered: the top-down view, the information supply view, the statistics warehouse view, of the facts system.

- **The pinnacle** - Down view permits the resolution of the applicable fact's indispensable for the information warehouse. This record fits present day and future enterprise needs.
- **The Data supply** view exposes the records being captured, stored, and managed by means of operational system. This record may also be documented at quite a number of tiers of element and accuracy, from man or woman statistics supply tables to combine at a variety of stages of element and accuracy, shape man or woman statistics supply tables to built-in information supply tables. Data sources are frequently modelled by way of standard records modelling techniques, such as the E-R mannequin or DASE tools.
- **The Data warehouse** view consists of truth tables and dimension tables. It represents the records that is saved internal the records ware house, inclusive of precalculated totals and counts, as properly as data involving the source, date and time of beginning brought to supply historic context.
- **The Business Query View** is the statistics point of view in the statistics warehouse shape the end-user's view factor

So, constructing and the usage of a information warehouse is a complicated venture due to the fact it requires commercial enterprise talent technological know-how skills, and software administration skills. Regarding commercial enterprise skills, constructing a statistics warehouse entails perception how structures shop and control their data, how to construct extractors that switch records from the operational machine to the statistics ware house, and how to construct warehouse refresh software program that continues the facts warehouse fairly updated with the operational system's data.



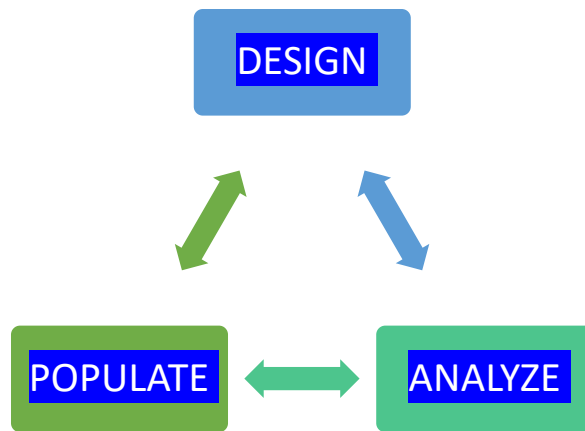
[A] DATA WAREHOUSE DESIGN: A BUSINESS ANALYSIS FRAMEWORK

A framework presents the shape for the upsurge of the usage of analysts of all sorts: commercial enterprise analysts, enterprise method analysts, chance analysts, gadget analysts, and affords a standardized way to gather, talk and advance the favoured data required by:

- The Program Management Office
- Business users
- key stake holders and
- Technology developers.

Constructed on our understanding even for developments that are finished on time also on reasonable there may be significant disorganizations in execution business investigation purposes. These inefficiencies comprise:

- a) Gone prospects
- b) Rework
- c) No recognition of assistances



[B] DEVELOPMENT OF DATA WAREHOUSE DESIGN

By imposing a framework, you furnish shape and requirements that are meant to serve as an aid or supply training for your BA's. You can count on regular high-quality outputs from your BA sources and supply the capability to appeal to and keep skilled and encouraged BA's to: Reduce waste Create options Complete initiatives on time Improve effectivity Document the proper necessities A Framework permits your business enterprise to deliver to market your aggressive improvements greater efficiently and effectively and to underpin an make bigger in the transport of profitable projects.

Here we mentioned about quite a number of techniques to the information warehouse diagram method and the steps involved. A records warehouse can be constructed the use of a top-down approach, a bottom-up strategy or an aggregate of both. The pinnacle down strategy starts off evolved with universal plan and planning. It is beneficial in instances the place the technological know-how is mature and properly known and the place the commercial enterprise troubles that ought to be solved are clear and properly understood. The backside up method begins with experiments and prototypes. This is beneficial in the early stage of enterprise modelling and science development. And it additionally allowed a business enterprise to pass ahead at substantial much less costs and consider the technological blessings earlier than making giant commitments. In the blended approach, a corporation can be making the most the deliberate and strategic nature of the top-down strategy whilst preserving the fast implementation and opportunistic utility of the backside up approach. If we are questioning in from the software program engineering factor of view, the sketch and development of a statistics analysis warehouse layout facts integration and testing and in the end deployment of the facts warehouse. Large software program structures can be developed by means of the usage of one of the two technologies. The Waterfall approach and the spiral method. So, right here it is.

The Water Fall technique performs a structured and systematic evaluation at every step earlier than intending to the next, which is like a water fall, falling shape one step to the next. The Spiral Method entails the speedy technology of more and more purposeful systems, with brief intervals between successive releases.

This is usually viewed as a correct preference for records warehouse development, especially for records marts, due to the fact the turnaround time is short, adjustments can be completed quickly, and new designs for the applied sciences and that can be tailored in a well-timed manner. So, here we are mentioned about the warehouse diagram process. This consists of a number of steps as follows-

Choose a Business Development to Model if the enterprise procedure is organizational and includes a couple of complicated object collections, a statistics warehouse mannequin ought to be followed. However, if the manner is departmental and focuses on the evaluation of one sort of enterprise process, a facts mart mannequin ought to be chosen.

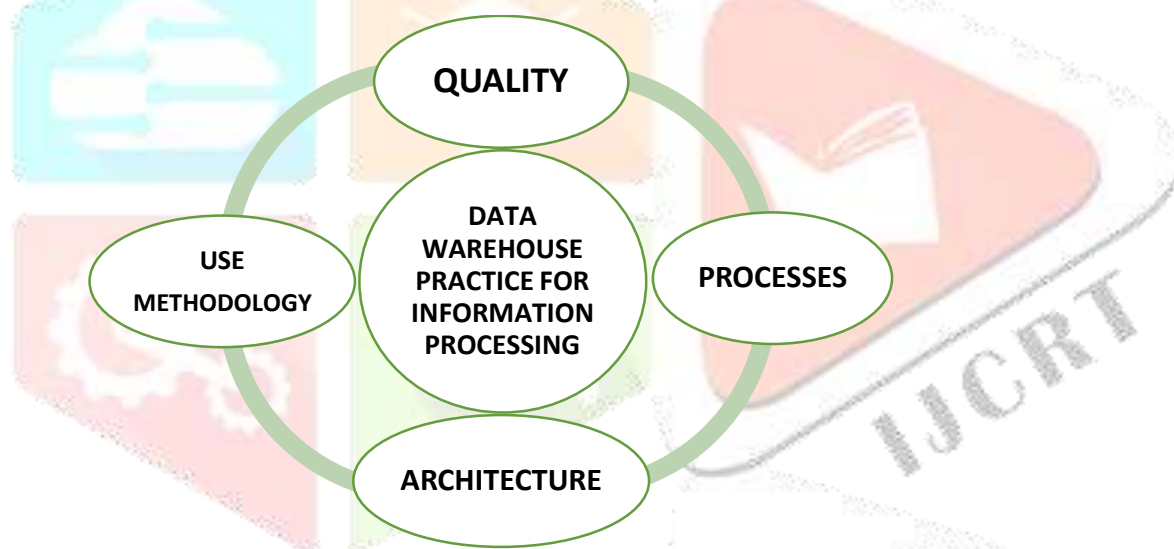
Choose the enterprise technique gain which is the fundamental, atomic stage of statistics to be represented in the reality desk for this process.

Choose the dimension that will follow to every and each truth desk record. Typical dimensions are time, item, customer, supplier, warehouse, transactions type, and status.

Choose the measures that will populate every truth desk record. Typical measures are numeric additive portions like dollars sold and units sold.

Because the system of development of facts warehouse is a pretty tough and long-term task, its implementation scope ought to be surely defined. The desires of a vital records warehouse implementation have to be specific, plausible and measurable. This includes figuring out the time and price range allocations, the subset of the employer that is to be served. So, as soon as a information warehouse is designed and constructed, the necessary deployment of the warehouse consists of the preliminary installations, roll out planning, training, and orientations. And platform improvements and renovation need to additionally be considered. So, the statistics warehouse administration consists of statistics refreshment, records supply synchronization, planning for catastrophe recovery, managing get entry to manage and security, managing records growth, managing statistics base performances and of route facts warehouse enhancement and extension.

Data warehouse improvement equipment grant features to outline and edit metadata repository contents reply queries, output reports, and ship metadata to and from relational database gadget catalogues. Planning and evaluation equipment learn about the effect of schema modifications and of refresh overall performance when changing refresh charges or time windows.



[C] PRACTICE OF DATA WAREHOUSE FOR INFORMATION DISPENSATION

The proposed Meta figure of information warehouse operational procedures is successful of modelling complicated activities, their interrelationships, and the relationship of things to do with information sources and execution details. Moreover, the Meta mannequin enhances the current structure and high-quality fashions in a coherent fashion, ensuing in a full framework for quality-oriented facts warehouse management, successful of assisting the design, administration and particularly evolution of a records warehouse. Data warehouse and records marts are used in a vast vary of applications. Business government use the facts warehouses in facts warehouses and facts marts to operate records evaluation and makes strategic decisions. In many firms, information warehouses are used as a crucial phase of a plan execute access Closed loop comments gadget for agency management. Data warehouses are used considerably in banking and monetary services, customer items and retail distribution sectors, and managed manufacturing such as demand-based production.

Now, usually the longer an information warehouse has been in such a use, the extra it will have evolved. This evolution must take region during a variety of phases. Initially, the facts warehouse is commonly used for producing reviews and answering the predefined queries. Progressively, it is used to analyse, summarized and distinct data, the place the consequences are introduced in the shape of reviews and charts, later, the statistics warehouse is used for strategic purposes, performing multidimensional evaluation and state-of-the-art slice-and-dice operations. So, at that

stage we subsequently we attain the facts warehouse might also be employed for information discovery and strategic selection making the usage of information mining tools. In this context, the equipment for statistics warehousing can be categorised into get right of entry to and retrieval tools, database reporting tools, statistics evaluation tools, and statistics mining tools.

There are whole three sorts of records warehousing applications: Information dispensation, Analytical dispensation and records mining.

- **Information Dispensation** helps querying, primary statistical querying, fundamental statistical analysis, and reporting the usage of pass tabs, tables, charts or graphs. A modern-day fashion in statistics warehouse facts processing is to assemble cheap web-based having access to equipment that are then built-in with internet browsers.
- **Analytical Dispensation** helps simple OLAP operations, which includes slice-and-dice, drill-down, roll-up, and pivoting. It commonly operates on ancient records in each summarized and exact forms. The important power of on-line analytical processing over data processing is the multidimensional statistics evaluation of statistics warehouse data.
- **Data Mining** helps expertise discovery by means of discovering hidden sample and affiliation developing analytical models, performing classification and prediction, and offering the mining effects the use of visualizations tools.

So, these are the three a number of facts warehouse functions which will assist to graph and use of statistics warehouse.

[D] FROM ONLINE ANALYTICAL DISPENSATION TO MULTIDIMENSIONAL DATA MINING

Multidimensional information mining integrates OLAP with information mining to find understanding in multidimensional databases. Among the many exclusive paradigms and architectures of statistics mining systems, multidimensional statistics mining is especially essential for a number of motives which are as follows:

- **High Quality of records in records warehouse:** Most statistics mining equipment want to work on integrated, consistent, and cleansed data, which requires high priced facts cleaning, records integration and statistics transformation as pre-processing steps. A records warehouse built through such pre-processing steps. While a statistics warehousing developed via such pre-processing serves as a treasured supply of super facts for OLAP as properly as for records mining. Now, we observe that records mining may additionally serves as a treasured device for records cleansing and facts integration as well.
- **Available statistics processing infrastructure surrounding information warehouses:** Comprehensive facts processing and information evaluation infrastructures have been or will be systematically developed surrounding information warehouses, which consists of the accessing, integration, consolidation and transformation of more than one heterogeneous database and OLAP analytical tools. It is prudent to make fantastic use of the handy infrastructure alternatively than setting up the whole thing from scratch.
- **OLAP-Based exploration of multidimensional data:** Effective information mining wants exploratory statistics analysis. A consumer will frequently desire to traverse thru a database, choose parts of applicable data, analyse them at distinct granularities, and current expertise in unique forms. Multidimensional records mining gives services of pivoting filtering, dicing, and cutting on a information dice and intermediate statistics mining results.
- **Online Selection of statistics mining functions:** Users may additionally no longer constantly recognize the unique sorts of understanding they choose to mine. By integrating OLAP with a range of records mining functions, multidimensional facts mining gives customers with the flexibility to pick out favoured records mining features and swap information mining tasks dynamically.

So, these are a number of multidimensional statistics mining assets for the records warehouse utilization and designing. The facts warehouse is centred on solely few aspects. Here we are discussing

about the information warehouse plan and usage. Let's seem at quite a number of strategies to the information ware residence graph and utilization method and the steps involved. So, at the stop of the lookup we are sincerely said

that facts warehouse can be constructed the usage of a top-down approach, backside – down strategy or a mixture of both. In this lookup paper we are discussing about the facts warehouse graph process.

III. RESEARCH RESULT

The paper is based totally on the literature research. The intention is to furnish an overview over the contemporary country of the artwork and use that as a base for imparting a statistics warehouse sketch and its utilization and planning framework that emphasis the records warehouse particular needs. As we have seen, the introduction to information warehousing format and utilization science introduced in this lookup paper is necessary to us learn about of records warehousing. We are discussing about commercial enterprise evaluation framework for information warehouse design, records warehouse layout process, statistics warehouse utilization for data processing and it is from OLAP's Multidimensional statistics mining.

The thought of information warehousing is deceptively very simple. It is very an awful lot necessary to put together records warehouse by using the use of the ideal sketch methodology and process. This is due to the fact information warehousing affords customers with massive quantities of clean, organized, and summarized data. Which substantially allows records mining. Suppose instead than storing the important points of every income transaction, a facts warehouse may also save a precis of the transactions per object kind for every department or summarized to greater degree of summarized statistics in a facts warehouse unit a strong basis for profitable information mining. Fundamentally, information is in no way deleted from statistics warehouses and updates are typically carried out when records warehouses are offline. This skill that facts warehouses can be actually considered as read-only databases. This satisfies the users' want for a brief evaluation question response time and has different necessary effects. Firstly, it affects data warehouse specific database management system technologies, because there is no need for advanced transaction management techniques required by operational applications.

Second, records warehouses function in read-only mode, so information warehouse specific logical plan options are absolutely distinctive from these used for operational databases. For instance, the most apparent function of records warehouse relational implementations is that desk normalization can be given up to in part deformalize tables and enhance performance. Other variations between operational databases and information warehouses are linked with question types. Operational queries execute transactions that normally read/write a small variety of tuples from many tables related by way of easy relations. For example, this applies if you search the statistics of a client in order to insert a new costumer order. So, these types of queries are referred to as an OLTP query. A records warehouse developed by means of such pre-processing steps. While an information warehousing built by way of such pre-processing serves as a treasured supply of amazing information for OLAP as nicely as for facts mining. So, the as per our lookup methodology statistics warehouse plan and usage is very essential however a little complicated task.

IV. DATA WAREHOUSING ASSISTANCE

Data warehouses are centralized records storage structures that permit your commercial enterprise to combine statistics from more than one functions and sources into one location. This affords surroundings that is designed for selection support, analytics reporting, and information mining. When you isolate and optimize your data, you can manipulate it barring impacting predominant commercial enterprise processes.

In general, the advantages of information warehousing are all based totally on one central premise: warehousing solves the ongoing hassle of examining separate facts and changing it into actionable facts you can use. Warehousing additionally permits you to manner giant quantities of complicated statistics in an environment friendly way. When you effectively put in force a records warehouse system, it's feasible to get admission to the advantages related with the practice the very advantages that are making records warehousing a frequent practice for many groups today. The following are some of the methods to amplify efficiency, profitability and ordinary success via ETL and statistics warehousing.

- **Enhanced commercial enterprise intelligence**

The perception received from information warehousing has a lot to do with accelerated get right of entry to information. Business management no longer has to make choices based totally on incomplete information, so the choices that have an effect on method and operations are primarily based on data-driven information and supported

through applicable statistics your enterprise has gathered over time. Another element of this is that leaders are higher knowledgeable about facts queries and can retrieve facts primarily based on their precise needs.

- **Increased question and gadget performance**

Data warehouses are additionally designed with velocity of information retrieval and evaluation in mind. You are capable to keep massive quantities of facts and hastily question it. These structures are constructed in a different way than operational systems, which are greater cantered on developing and editing data. Data warehouses, on the different hand, are constructed mainly for evaluation and retrieval instead than the protection of man or woman records.

- **Timely get right of entry to data**

With information warehousing, customers and enterprise management have get right of entry to to information from more than one sources as needed. This way, solely a small quantity of time is spent on the real retrieval process. Scheduled facts integration, or ETL, is an essential element of warehousing due to the fact it consolidates facts from a couple of sources and transforms it into a beneficial format. This lets in the person to effortlessly get entry to statistics from one interface, lessening the reliance on your IT team. In short, the use of question and evaluation equipment inside a records warehouse approves you to “spend greater time performing facts evaluation and much less time gathering data.”

- **Enhanced first-rate and consistency**

Data warehouse deployment includes the conversion of facts from several sources and transformation into a frequent format. This capability that records from more than one enterprise departments and methods is standardized and consistent. In addition, character devices like sales, advertising and operations will all use the identical records repository for queries and reports. This lets in every branch to produce effects that align with different groups inside the organization.

- **High return on investment**

The use of facts warehousing additionally allows your enterprise to generate a greater quantity of income due to fee savings. Now that the exercise of warehousing has been round for a while, we can safely say that analytic initiatives have a vast have an impact on a business’s finances.

V. CONCLUSION

Creating and managing a warehousing device is hard. Many one of a kind training of equipment are reachable to facilitate one of a kind factors of the manner described in Section two Development equipment are used to diagram and edit schemas, views, scripts, rules, queries, and reports. Planning and evaluation equipment are used for what-if eventualities such as grasp the influence of schema adjustments or refresh rates, and for doing potential.

REFERENCES

- [1] Inmon, W.H., Building the Data Warehouse. John Wiley, 1992.
- [2] <http://www.olapcouncil.org>
- [3] Codd, E.F., S.B. Codd, C.T. Salley, "Providing OLAP (On-Line Analytical Processing) to User Analyst: An IT Mandate." Available from Arbor Software's net web page <http://www.arborsoft.com/OLAP.html>.
- [4] <http://pwp.starnetinc.com/larryg/articles.html>
- [5] Kimball, R. The Data Warehouse Toolkit. John Wiley, 1996.
- [6] Barclay, T., R. Barnes, J. Gray, P. Sundaresan, "Loading Databases the use of Dataflow Parallelism." SIGMOD Record, Vol. 23, No. 4, Dec.1994.
- [7] Blakeley, J.A., N. Coburn, P. Larson. "Updating Derived Relations: Detecting Irrelevant and Autonomously Computable Updates." ACM TODS, Vol.4, No. 3, 1989.
- [8] Gupta, A., I.S. Mumick, "Maintenance of Materialized Views: Problems, Techniques, and Applications." Data Eng. Bulletin, Vol. 18, No. 2, June 1995.
- [9] Zhuge, Y., H. Garcia-Molina, J. Hammer, J. Widom, "View Maintenance in a Warehousing Environment, Proc. Of SIGMOD Conf., 1995.
- [10] Roussopoulos, N., et al., "The Maryland ADMS Project: Views R Us." Data Eng. Bulletin, Vol. 18, No.2, June 1995.
- [11] O'Neil P., Quass D. "Improved Query Performance with Variant Indices", To show up in Proc. of SIGMOD Conf., 1997.
- [12] O'Neil P., Graefe G. "Multi-Table Joins via Bitmapped Join Indices" SIGMOD Record, Sep 1995.
- [13] Harinarayan V., Rajaraman A., Ullman J.D. "Implementing Data Cubes Efficiently" Proc. of SIGMOD Conf., 1996.
- [14] Chaudhuri S., Krishnamurthy R., Potamianos S., Shim K. "Optimizing Queries with Materialized Views" Intl.Conference on Data Engineering, 1995.
- [15] Levy A., Mendelzon A., Sagiv Y. "Answering Queries Using Views" Proc. of PODS, 1995.
- [16] Yang H.Z., Larson P.A. "Query Transformations for PSJ Queries", Proc. of VLDB, 1987.
- [17] Kim W. "On Optimizing a SQL-like Nested Query" ACM TODS, Sep 1982.
- [18] Ganski,R., Wong H.K.T., "Optimization of Nested SQL Queries Revisited " Proc. of SIGMOD Conf., 1987.
- [19] Dayal, U., "Of Nests and Trees: A Unified Approach to Processing Queries that Contain Nested Subqueries, Aggregates and Quantifiers" Proc. VLDB Conf., 1987.
- [20] Murlaikrishna, "Improved Unnesting Algorithms for Join Aggregate SQL Queries" Proc. VLDB Conf., 1992.
- [21] Seshadri P., Pirahesh H., Leung T. "Complex Query Decorrelation" Intl. Conference on Data Engineering, 1996.
- [22] Mumick I.S., Pirahesh H. "Implementation of Magic Sets in Starburst" Proc.of SIGMOD Conf., 1994.Authors