



INTERNATIONAL JOURNAL OF CREATIVE RESEARCH THOUGHTS (IJCRT)

An International Open Access, Peer-reviewed, Refereed Journal

STOCK PRICE PREDICTION BY USING DEEP LEARNING

st
1 Ujjwal Kumar **

B.Tech Final Year

School of Computing Science and Engineering

Galgotias University

Greater Noida, India

nd
2 A. Daniel

Assistant Professor

School of Computing Science and Engineering

Galgotias University

Greater Noida, India

ABSTRACT

Stock price prediction is the process to determine whether a company will have profit or loss in the future. The successful prediction of a stock's future price will give benefit to the investor and the successful prediction requires the analysis of the previous datas of the stocks, that's how it has performed in different times. The paper proposes the machine learning model to predict stock market future price. Proposed model is based on stocks previous data.

Keywords—benefit, future, prediction, model, proposed, previous, successful

1. INTRODUCTION

Stock price forecasts can yield profits and are therefore focused on the years .Marketing is not an easy task. The security exchange is basically an indirect process, which is inconsistent with how difficult it is to show with any clear understanding. Financial experts are trying to figure out how to determine the cost of the stock and to find the right shares and the right buy or sell plan. A large part of the techniques used in special tests are not naturally mixed and proven to be inappropriate. As of late, data mining techniques and man-made techniques such as selected trees, undesirable setup methods, and fraudulent procedures have been used in this region. Data mining involves expanding or mining data from big data stores or sets. Part of its functionality is the unveiling of vision or classification, association and relationships, group entries, expectations, cracks, pattern investigations, segmentation and deviation tests, and

similarity tests. Information placement should take place in a variety of strategies; One of those processes is to integrate a team through the Tree Decision. It is a masterpiece of all the possible outcomes and ways in which they can be achieved.

Providing stock trading information is an important money-related issue involving the assumption that big data freely accessible in the past has some pre-existing connection to stock returns. Expected exchange security consists of revealing market patterns, devising predictive strategies, identifying the best time to buy stocks and what stocks to buy. Trading in shares or a business part of a value is not direct, and it is not a measure to show that it is difficult to show a clear accuracy. It is a mix of theorists who need to buy or offer or hold an offering at some point. Expectations will continue to be a powerful area of research, prompting researchers in the research field to continue to seek to develop current measurement models. The impetus is for organizations and individuals to collaborate in solving strategic decisions to build an effective framework for their future work.

The stock price scenario is a warm topic in the anticipated investigation of budget areas. Financial exchange is basically a straightforward, unbalanced arrangement and very difficult to present with reasonable clarity. Analysts have been trying to figure out how to figure out the cost of the shares and find the right shares and the right planning for buy or sell. Most of the techniques used in the special experiments appear to be out of character and have been shown to be ineffective. As of late, data mining techniques and computer consultation processes such as selected trees, undesirable setups, and illegal programs have been implemented in this region. Data mining involves all expansion or mining information.

2. LITERATURE SURVEY

Over the most recent two decades numerous significant changes have occurred in the nature of financial markets. The improvement of ground-breaking correspondence and exchanging offices has enlarged the extent of choice for investors. Forecasting stock return is a significant money related subject that has pulled in scientists' consideration for a long time. It includes a supposition that basic data publicly available in the past has some predictive relationships to the future stock returns. So as to have the option to concentrate such connections from the accessible information, information mining methods are new strategies that can be utilized to extricate the knowledge from this information. Therefore, a few analysts have concentrated on technical analysis and utilizing propelled math and science. Broad consideration has been committed to the field of man-made brainpower and information mining methods.

3. EXISTING SYSTEM

The technology method was the first method to be compatible with the basic method used to predict inflation. But then we got the Artificial neural Network (ANN) and it contained a problem in predicting the future stock price, due to the large number of variables and the limited information of private users about the similarity of the problem analysis, the overfitting became a problem. Initially we worked perfectly along with the trouble of overfitting, until that time when we got the Long Short Memory i.e LSTM.

4. PROPOSED SYSTEM

Here we have used LSTM Long Short Term Memory is a sort of intermittent neural system. In RNN yield from the last advance is taken care of as contribution to the present advance. LSTM was designed by Hochreiter and Schmidhuber. It handled the issue of long haul conditions of RNN in which the RNN can't anticipate the word put away in the drawn out memory yet can give progressively exact expectations from the ongoing data. As the whole length builds RNN doesn't give efficient execution. LSTM can be an option ,as it holds the data for extensive stretches of time. It is utilized for handling, anticipating and characterizing based on time arrangement information.

5. RELATED WORK

There is a lot of similar research for stock price forecasts. Vector equipment was used to create a model to retrieve stock history data and to forecast stock trends. The Particle swarm optimization algorithm is used to add a variable vector, support vector (svm), which can predict the stock's value by force. This study improves the mechanism of the vector support system, but the synthetic particle (pso) algorithm requires longer calculations. LSTM is integrated with a naive Bayesian way of extracting market sentiment to improve forecast performance. This method can be used to predict financial markets at time scales that are completely different from other variables. The emotion analysis model combined with the LSTM series learning model for the acquisition of a dynamic stock price forecasting model, and the results showed that this model could improve the forecast accuracy. Jia has talked about the effectiveness of LSTM in predicting stock price volatility, and research showed that LSTM is an effective way to predict stock profit. Real-time wavelet denoising was integrated with the LSTM network to predict the index of east Asian stocks, correcting some of the logical contradictions in previous studies. Compared with the original LSTM, this composite model was significantly improved with higher prediction accuracy and less repeat error. The Bagging method has been used to integrate the neural net- work method of forecasting the stock index of China (including the Shanghai index) with different accuracy of different stock index predictions, but the prediction of proximity is not satisfactory. An evolutionary approach was used to predict the trend of stock price fluctuations. A network of deep convictions about natural plastics was used to predict the time series of stocks. The neural exchange network was used to determine stock price trends. A neural network-based network model was developed for future stock price forecasts using a hybrid approach that combines variance in technical analysis with basic variations of stock market indicators with the BP algorithm. The results indicate that this method has greater accuracy in predicting daily stock price than the technical analysis method. The soft computer technology(SCT), which was developed for the Dhaka Stock Exchange (DSE) to foresee the closing price of the DSE. The feeling of comparing the artificial neural network with the neural fuzzy consultation system suggests that this approach works well.

The Artificial bee colony algorithm is integrated with wave- let changes and a continuous neural network for stock price prediction. A number of international stock indexes were developed for evaluation, including the Dow Jones industrial index (DJIA), the London FTSE 100 index (FTSE), the Tokyo Nikkei-225 (Nikkei) index and the Taiwan stock agency Capitalization Weighted stock Index (TAIEX). The simulation results show that the system performs well in forecasting and can be used in real-time stock trading trading systems.

Multiple output speaker models based on RNN-LSTM have been used in the field of speech recognition. Experimental results show that the model is better than the single speaker model, as well as the infrastructure under which new branches are installed. Finding a new exit model not only reduces memory usage but is also better than training a new platform model. Model of a multi-input neural

input network model. (MIMO-Net) was designed for cell division of microscope images. Experimental results show that this approach is more than just a high-quality, youth-based learning method.

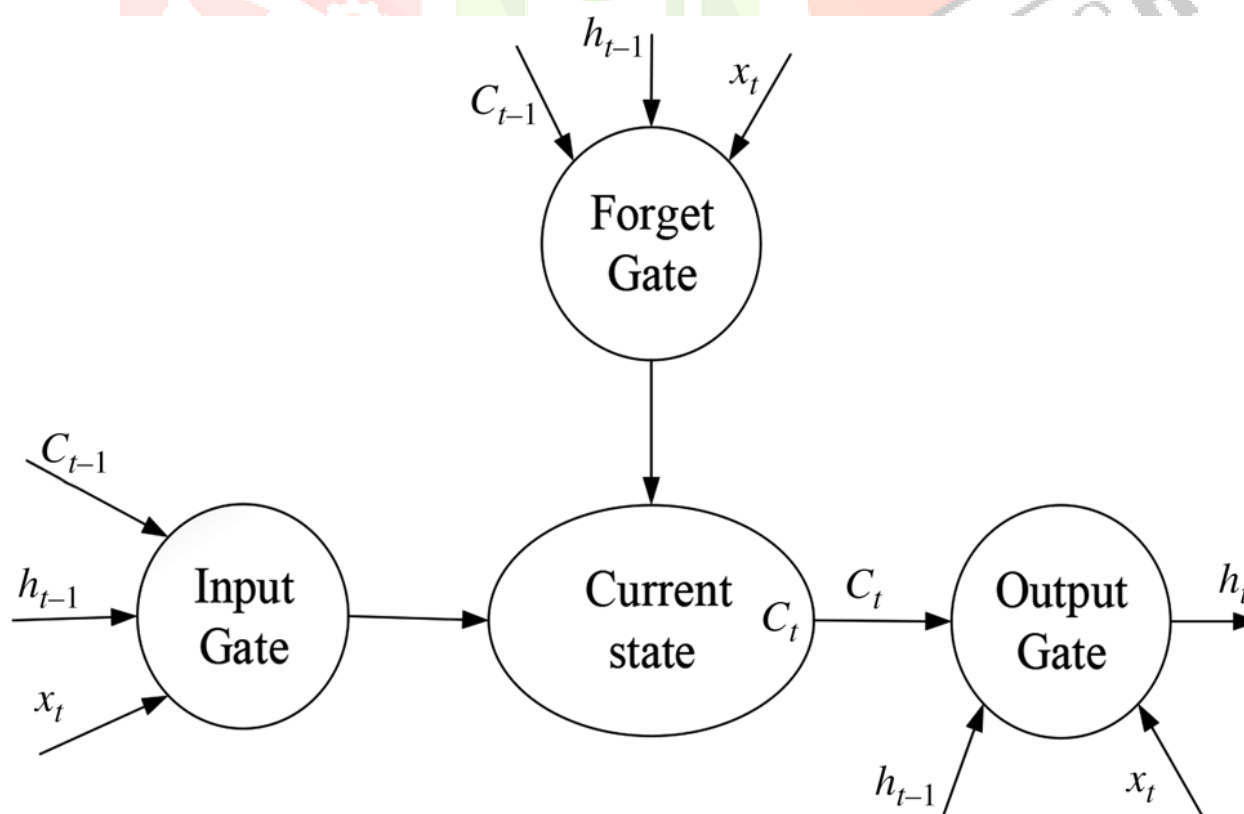
Inspired by the above research, considering that other parameters and stock indicators combined, it is necessary to design

6. LONG SHORT TERM MEMORY

Long Short Term Memory Networks (LSTM) are a developmental approach to standard neural networks (RNN), which makes it easy to recall past data in memory. The disappearing RNN problem is solved here. Short-Term Memory (LSTM) is well suited to classifying and predicting time series given an unknown downtime. It trains the model through back propagation. As given in fig below. In the LSTM network, there are three gates.

It has three “gate” buildings (shown in Where). The three gates are designated by the LSTM unit, known as the input gate, the output gate and the output gate. While data is entered into the LSTM network, it can be selected by rules. Only the details that match the algorithm will be omitted, and the incompatible information will be remembered by the forgotten gateway.

The gateway allows information to be transmitted selectively with Eq. 1 shows the default implementation function of the LSTM net, the sigmoid function. LSTM can add and delete information of neurons per gating unit. Deciding on whether or not the information is passing.



Input gate — find which esteem from information ought to be utilized to alter the memory. Sigmoid capacity chooses which esteems to let through 0,1. furthermore, tanh work offers weightage to the qualities which are passed choosing their degree of significance going from -1 to 1.

$$i_t = \sigma(W_i \cdot [h_{t-1}, x_t] + b_i)$$

$$\tilde{C}_t = \tanh(W_C \cdot [h_{t-1}, x_t] + b_C)$$

Forget gate — find what subtleties to be disposed of from the square. It is chosen by the sigmoid capacity. it takes a gander at the past state(h_{t-1}) and the substance input(x_t) and yields a number between 0(omit this)and 1(keep this)for each number in the cell state C_{t-1} .

$$f_t = \sigma(W_f \cdot [h_{t-1}, x_t] + b_f)$$

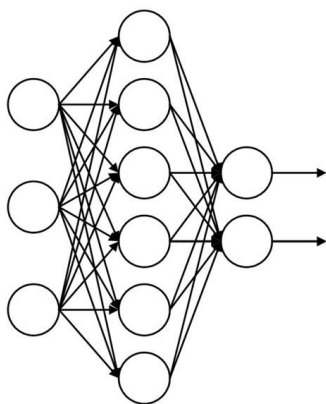
Output gate —The square data and memory are used to select the crop. The Sigmoid slope determines which equations allow approval 0,1. In addition, the tanh function gives weight to the passing attributes choosing their size from 1 to 1 and doubling the Sigmoid fruit.

$$o_t = \sigma(W_o [h_{t-1}, x_t] + b_o)$$

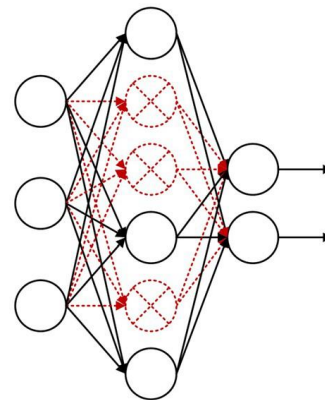
$$h_t = o_t * \tanh(C_t)$$

7. DEEP RECURRENT NEURAL NETWORK

Comprehensive multidisciplinary LSTM-based neural programming (DRNN) is an alternative of the developing recurrent neural network. To improve the sound rigidity of the model, the circular body per second can be reproduced normally. As given in Fig a chart of the structure of the deep neural network is given.



(a) The neural network model without dropout



(b) The neural network model with dropout

8. CONCLUSION

The investment that we make in stock is always one of the best channels for cash flow. However possible, it is always difficult to choose the best time to buy or sell because of the volatile and volatile nature of the securities exchange. The way to receive maximum returns on the stock exchange is to determine the right exchange period when the exchange risk should be minimal. Since stock exchange is a risky business, it is important to read the stock records, their developments and to assess the risks and benefits before going on an exchange. In this figure the three important components of time-series assessments such as, stock price expectations, volatility and stock price volatility, following stock valuation are illustrated using machine insight and variable registry methods. Term Memory (LSTM), which is a type of RNN, will have the option to choose when the curator can withdraw its money. In addition, there will be greater profitability, Secure Securities trading is one of the most common forms of cash-related activities. However, it is difficult to choose the best time to buy or sell because of the volatile and fluctuating earnings and relative volatility of cash-related trading. A good way to see the maximum benefit in stock trading is to choose a reasonable trading period when the risk of trading should be minimal. Since stock trading is a risky business, it is important to foresee stock records, its turnaround events and risk assessments and focal points before committing to any trading. In this proposal large pieces of capital related to the timing of the performance appraisal, for example, a fair desire for stock, demonstration and evaluation of the stock and trade following a request for improvement of the already estimated stock are shown using machine information and structured plans.

Long Short-term memory is widely used here, because it remembers the simplest background data from all the other tools available, such as the Artificial Neural Network and the support vector machine. So after seeing all the records of machine learning algorithms we came to a conclusion to use LSTM for predicting the value of stock in future

9. ACKNOWLEDGEMENT

I would like to express my special thanks to Kaggle as it helped in getting information regarding stock market previous datasets.

10. COMPLIANCE WITH ETHICAL STANDARD

Conflict of interest on behalf of all authors, the corresponding author states that there is no conflict of interest.

11. REFERENCES

1. Gupta A. :*“Stock market prediction by help of Hidden Markov Models”*,, 2012 Students Conference on, pp.1-4, 2012, IEEE Engineering and Systems (SCES)
2. Lipo W., Shekhar G.: *“Neural Networks and Wavelet De-Noising for Stock Trading and Prediction”*, Springer, Time Series Analysis, Modeling and Applications Intelligent
3. Kaggle is the source for *Stock Price Prediction* dataset.
4. K Hiba Sadia,, Adarrsh Paul, Aditya Sharma, Saurav Sanyal *“Stock Market Prediction Using Machine Learning Algorithms”*
5. Omar S. Soliman and Mustafa Abdul Salam ,Osman Hegazy *“A Machine Learning Model for Stock Market Prediction”*
6. Jia H *“Investigation into the effectiveness of the long short term memory networks for stock price prediction”*.

