

# A Simulated Performance Analysis of Load Balancing Algorithms in Cloud Computing

<sup>1</sup>Yogesh Banyal, <sup>2</sup>Jawahar Thakur

<sup>1</sup>Research Scholar, <sup>2</sup>Professor

<sup>1</sup>Dept. of Computer Science,

<sup>1</sup>Himachal Pradesh University, Shimla, India

**ABSTRACT:** Cloud computing is a generic term used for the delivery of hosted services over the Internet. It provides an infrastructure for resource sharing, software hosting and service delivering in a pay as you go model which makes it easy and economical. It is a challenge in cloud computing to distribute work load among all incoming requests and balance those requests. To resolve this Load balancing technique is used which uses multiple nodes and distributes dynamic workload among the nodes so that no single node is under loaded or over loaded. Load balancing allows the resources to be used aptly which enhance the performance of the system. This paper compares the performance of Round robin, ESCE and Throttled load balancing algorithms along with different service broker policies i.e. closest datacenter, Optimize Response time and Reconfigure dynamically with load. A Cloud Analyst simulator is used to simulate the scenarios and results will specify finest possible combination on the basis of Overall Response Time and Data Processing Time.

**Index Terms:** Cloud Computing, Virtual Machines, Load Balancing, Broker Policy, Performance Evaluation.

## I. INTRODUCTION

Cloud computing is the on-demand delivery of applications, compute power, database storage, and other IT resources through a cloud services platform via the internet with pay-as-you-go pricing [1]. It is an emerging field for research and study. It is a pool of multiple configurable computing resources available on demand to user. It has evolved from past technologies like web services, hardware virtualization, grid and utility computing, system management. Cloud computing mainly focuses to give maximum numbers of shared resources and support for user requests in actual time. The cloud services are of three classes: Infrastructure as-a-Service (IaaS), Platform-as-a-Service (PaaS) and Software- as-a-Service (SaaS). Cloud computing has many issues such as load balancing, cloud security, management of energy, privacy which hinder its growth. Load balancing issue is handled using algorithms which helps to distribute load between all the nodes. It also ensures that every computing resource is distributed efficiently and fairly. It helps in preventing bottlenecks of the system which may occur due to load imbalance. Load balancing provides better response time and high resource utilization [2]. This paper compares performance of round robin, equally spread current execution and throttled load balancing algorithms along with closest datacenter, optimize response time and reconfigure dynamically with load service broker policies and evaluate them on the basis of overall response time and data processing time.

Load Balancing is a method which redistributes the workload with system nodes, to improve resource consumption and system performance. Load Balancing is taken in to account so that all virtual machine gets equal quantity of workload which increases throughput and reduces response time. Load balancing is a technique that helped systems and assets by giving a maximum throughput and less response time. Load balancing separates the traffic between all servers, so information can be sent and get back immediately with load balancing [3].

The organization of the paper is as follows: In section II review of some related work is done. In section III, load balancing algorithms are discussed. In section IV Service Broker policies are discussed. Section V consists of implementation details. Section VI discusses results of the implementation and Section VII, concludes the paper.

## II. LITERATURE SURVEY

Jadeja, Y. and K. Modi [4] reviews the architecture of cloud computing, its benefits and issues such as security, privacy etc. and some of its major applications.

Jing Yao & Ju-hou He [5] discusses about architecture plan of cloud computing where cloud computing framework are divided in to two parts that is front-end & back-end. Both are connected through the internet. Front end is visible to users and back end is for cloud framework. Front end consist of client's computer accessed by the cloud, where as back end gives the 'cloud computing services' like storage, computers etc. It also discusses about the services and layers provided by cloud computing design which are Software as a Service, Platform as a Service, and Infrastructure as a Service and some issues related to privacy, security, reliability etc.

Khiyaita et al. [6] provides the definition and taxonomy of load balancing. They described the different implementations of load balancing in most used distributed systems. They also mentioned the major challenges of load balancing in cloud computing.

Shreya Purohit [7] provides an in depth study of the factors favoring cloud computing, reviewing various cloud deployment and service models. It considers security, privacy, and internet dependency and availability as challenges of cloud computing. The author inspects certain benefits of cloud computing over traditional IT service environment including adaptability, higher resource usage, reduced capital, and scalability which are considered as reasons for switching to cloud computing environment. It considers vertical scalability as technical challenge in cloud computing.

Bhathiya, Wickremasinghe [8] has discussed the detailed functioning of GUI based tool called as Cloud Analyst which was developed to simulate large-scale Cloud applications for studying the behaviour of such applications under various deployment

configurations. Developers use Cloud Analyst which helps in understanding how to spread applications among Cloud infrastructures and use value added services such as performance optimization of applications and providers incoming with the use of Service Brokers.

S. Mohapatra et al. [9] discussed a performance comparison for different load balancing algorithms of virtual machine and policies in cloud computing. In this study performance of four well known load balancing algorithms namely First Come First Serve, Execution Load, Round Robin and Throttled Load Balancing Algorithms have been analyzed based on the average response time, average datacenter request servicing time and total cost. The simulation results according to the CloudAnalyst simulator show that round robin has the best integration performance.

Isam Azawi Mohialdeen [10] discusses about various scheduling policies. Author does a comparative study of scheduling algorithms in cloud computing and explains their requirement in cloud environment.

Singh, A. et al. [11] develops an alternative method for round robin scheduling which improves the CPU efficiency in real time and time sharing operating system. The algorithm proposed by author improves all the snags of simple round robin architecture. He has also done a comparative analysis of simple round robin scheduling algorithm with proposed algorithm. The proposed algorithm increases the system throughput and solves the problem faced in simple round robin architecture by decreasing the performance parameters to desirable extent.

V. Behal and A. Kumar [12] provide a comparative study of Round Robin and Throttled virtual machine load balancing algorithms has been proposed. Both the algorithms are used with optimized response time service broker policy and simulation is performed to calculate overall response time, datacenters hourly average processing times, response time according to region, datacenters request servicing time, user base hourly response times and total cost which has significant effect on performance. According to the simulation results, the combination of the proposed strategy of throttled and optimized response time service broker policy has the better performance than round robin load balancing algorithm in heterogeneous cloud computing environment.

M. Nitika et al. [13] addressed execution of three load balancing algorithms examined the inadequacies and researched why it is unrealistic to have Centralized Scheduling policy during the cloud condition. Author inspected three possible solutions which are Honeybee Foraging Behaviour algorithm, Random Sampling algorithm and Active Clustering algorithm proposed for load balancing.

K Nishant et al. [14] have proposed an algorithm which is a modified approach of ant colony optimization that has been applied from the view of cloud network systems with the purpose of load balancing of nodes. It is different from the original approach in which each ant builds own result set and later builds a complete result set. However in their approach the ants update a single result set rather than their individual result set. This approach detects overloaded and under loaded nodes and thereby perform operations based on the identified nodes. The task of each ant is specialized rather than being general and the task depends on the type of first node which was encountered whether it was overloaded or under loaded.

### III. LOAD BALANCING ALGORITHMS

#### A. Round Robin Algorithm (RR)

Round Robin is one of the traditional widely used algorithms. In round robin policy, the time slices are allotted to each task in uniform proportion and in circular fashion. Each task is allotted to available virtual machine in circular order. This policy is not considered as priority intended scheduling policy. In it, situation occurs where some nodes are massively loaded and some are slightly loaded. This leads to situation where system load gets imbalance [15].

#### B. Equally Spread Current Execution Algorithm (ESCE)

ESCE algorithm balances the tasks among available Virtual machines in a way to even out the number of active tasks at any given time on each Virtual Machine. ESCE algorithm handles the system workload with priorities [13]. ESCE distributes the datacenters workload randomly by checking the size and transfer the load to that virtual machine which is lightly loaded. This algorithm finds the VM with least number of allocations and in a way that the number of active tasks on each VM is kept evenly distributed among the VMs.

#### C. Throttled Algorithm

Throttled algorithm initiates by assigning favourable virtual machine when customer sends request to load balancer. The role of load balancer is to look after an index table of all virtual machine together with their states depicting busy and available mode. At start, all virtual machines are set to available mode. The datacenter controller consults balancer for next virtual machine allocation, when it receives a new request. The balancer start checking table thoroughly until a relevant match of virtual machine is found. If favourable virtual machine is found then the balancer returns id of that particular virtual machine to datacenters controller. At that instant, datacenters controller sends request to virtual machine identified by that particular id. After that, datacenters controller sends notification to the balancer of new allocation so that it can update the table. If there's a case, when virtual machine is not found, then the balancer returns -1 value and datacenters queues the request. As soon as virtual machine finishes with the processing of the assigned request, later the datacenters controller receives a response cloudlet and it sends the notification to balancer to virtual machine de-allocation[8][16].

### IV. SERVICE BROKER POLICIES

#### A. Closest Datacenter Policy

In closest datacenter policy the datacenter which is having least proximity from the user is selected. If more than one Datacenters having same proximity then it will select datacenter randomly to balance the load, here proximity is in term of least network latency.

#### B. Optimize Response Time Policy

First, it identifies the closest datacenter using previous policy but when Closest Datacenter's performance (considers response time) starts degrading it estimates current response time for each datacenter then searches for the datacenter which has a least estimated response time. But there may be 50:50 chances for the selection of closest and fastest datacenter.

**C. Dynamically re-configurable routing with load**

This is an extension to Closest Datacenter Policy where the routing logic is similar. But it has one more responsibility of scaling the application deployment based on the load it is facing. It also increases or decreases the no. of VMs accordingly. This will be done taking into consideration the current processing times and best processing time ever achieved. This policy is under research so it gives vague results.

**V. IMPLEMENTATION DETAILS**

CloudAnalyst is used for constructing and analysis of large-scale cloud computing environment. It comprises of three vital menus namely, Configure Simulation, Define Internet Characteristics and Run Simulation [17]. These menus are used for framing the whole simulation procedure. Cloud Analyst v1.0 beta is used to evaluate three algorithms which are Round Robin, ESCE and Throttled load balancing algorithm. Results may vary with some other version of CloudAnalyst. Simulation is done for six user base identified as UB1, UB2, UB3, UB4, UB5, UB6 with different regions for each user. In this simulation four datacenters are taken into addition which is named as DC1, DC2, DC3, and DC4. Cloud Analyst is open resource toolkit which simulates and evaluates various cloud services. Cloud analyst allows modeler to simulate simple experiments with a little variation in parameters in a swift way. Cloud analyst is equipped with a feature called GUI. It is an extended version of CloudSim.



Figure 1 cloud analyst

Figure 1 shows the simulated picture in CloudAnalyst simulator. Datacenter DC1 is placed in region R0 and has user base UB1. There is no datacenter placed in R1 but has one user base UB2. Region R2 has datacenter DC2 and user base UB3. Region R3 has datacenter DC4 and user base UB4. Region R4 has datacenter DC3 and user base UB5. Region R5 has no datacenter but has user base UB6. By this type of scenario it can simulate all possible ways for simulation process. The four different datacenters identified as DC1, DC2, DC3, DC4 having 25, 50 and 75,100 numbers of VMs respectively.

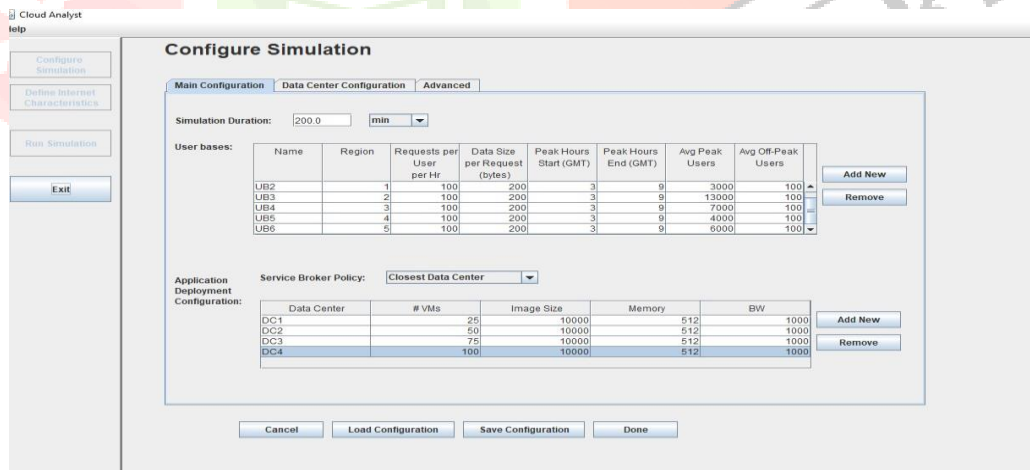


Figure 2: main configuration

Figure 2 shows the configuration simulation consisting of simulation duration, user bases and application deployment configuration. In Simulation Duration, it defines the interval taken by the simulation which is in minutes, hours and days. User bases table define a no of users along with their regions, request per user, data size per request etc. In Application deployment configuration, service broker policy provides 3 different policies namely closest datacenter, optimize response time and reconfigure with dynamically with load to be chosen. It also contains the details of the data like storage size, memory, bandwidth and virtual machines owed to each datacenter.

Figure 3 shows the datacenter configuration which defines a list of datacenters with the information like regions, OS, VMM, Cost per VMM, Storage cost etc. It also provides the details of the physical hardware of the datacenters with the information like Id, Memory, Storage, No of processors etc.

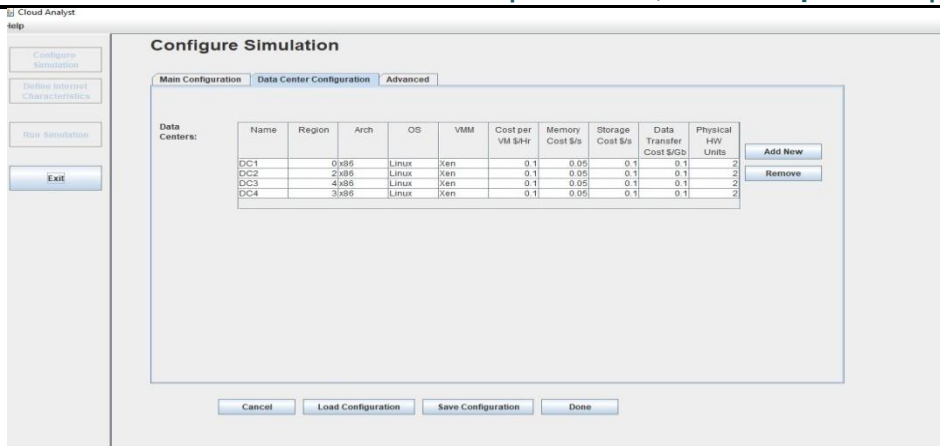


Figure 3: datacenter configuration

The other parameters are fixed as shown in Table 1.

Table 1 parameters and their values

Parameter	Value Passed
VM-Image size	10000 Mb
VM-Memory	512
VM-bandwidth	1000 Mb
Service Broker Policy	Closest datacenter Optimized response time Dynamically re-configurable routing with load policy
Datacenter architecture	x86
Datacenter-OS	Linux
Datacenter-VMM	Xen
Datacenter-No. of VMs	DC1-25,DC2-50,DC3-75 DC4-100
Datacenter-memory per machine	2GB
Datacenter-storage per machine	1TB
Datacenter-available bandwidth per machine	1000000 bit/s
Datacenter-processor speed	10000 MIPS
Datacenter-VM Policy	Time shared
User grouping factor (Equivalent to number of simultaneous users from a single user base)	100
Request grouping factor (Equivalent to number of simultaneous requests a single application server instance can support)	100
Executable instruction length	1000 bytes

## VI. RESULTS AND DISCUSSION

Experimental results are conducted to analyze the performance of three load balancing algorithms and to find the overall average response time and data center processing time. Response time and data processing time is recorded to demonstrate the validity of algorithm. On the basis of different simulations according to dataset described in Table 1 service broker policies response is tabulated in Table 2 and Table 3. These tables explain all recorded response time and data processing time for both the algorithms namely round robin, equally spread current execution and throttled for all the given service broker policies namely Closest Datacenter Policy, Optimize Response Time Policy and Dynamically reconfigurable routing with load. Table 2 is a record of Overall response time for round robin, equally spread and throttled load balancing algorithms for all the available policies.

Table 2 overall response time of various load balancing algorithms

Service broker policy	Load Balancing algorithms	Overall response time		
		Average (ms)	Minimum (ms)	Maximum (ms)
Closest Datacenter Policy	Round Robin	211.43	40.97	449.57
	ESCE	211.43	41.07	443.57
	Throttled	171.83	41.07	409.76
Optimize Response Time Policy	Round Robin	213.67	40.67	615.09
	ESCE	213.45	40.75	812.54
	Throttled	177.65	40.75	605.08
Dynamically re-configurable routing with load policy	Round Robin	10169.82	41.17	43608.26
	ESCE	7473.43	41.26	41449.46
	Throttled	5870.97	41.26	41449.95

From Table 2, it is observed that each load balancing algorithms have their own pros and cons. Thus, the values for response time obtained in closest datacenter policy scenario are less than those of the other two service broker policies. After analysis, it can be concluded that closest datacenter policy gives the best results in terms of overall response time as compared to other two policies.

Table 3 data processing time of load balancing algorithms

Service broker policy	Load Balancing Algorithms	Data processing time		
		Average (ms)	Minimum (ms)	Maximum (ms)
Closest Datacenter Policy	Round Robin	129.54	0.31	276.96
	ESCE	129.53	0.31	277.00
	Throttled	90.55	0.31	239.83
Optimize Response Time Policy	Round Robin	122.52	0.31	269.63
	ESCE	123.66	0.31	292.71
	Throttled	86.15	0.31	239.72
Dynamically re-configurable routing with load policy	Round Robin	10028.63	0.32	43551.81
	ESCE	7321.65	0.32	41394.25
	Throttled	5750.49	0.32	41393.61

The observed values for data processing time for round-robin algorithms, ESCE and throttled algorithms are tabulated in Table 3 with respect to each service broker policy.

After analysis, it can be concluded that the processing time taken by the datacenter is almost similar for Closest datacenter Policy and Optimum Response Time policy but very high in Dynamically Reconfigurable routing with load. The Figure 4 shows the analytical comparison of various algorithms. Therefore, we can easily identify that which one is best among all. Analytical comparison of various algorithms is shown in further figures for overall response time and the datacenter processing time graphs obtained are shown below:

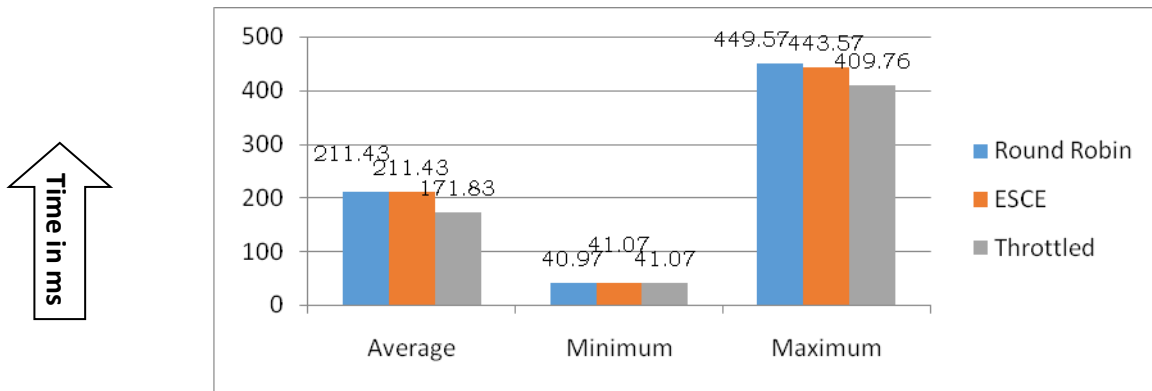


Figure 4 overall response time for closest datacenter service broker policy

As shown in figure 4 according to data set throttled algorithm has less overall response time than round robin and ESCE algorithms for closest datacenter service broker policy. It may vary according to large or minimum values of the parameters given in Table 1.

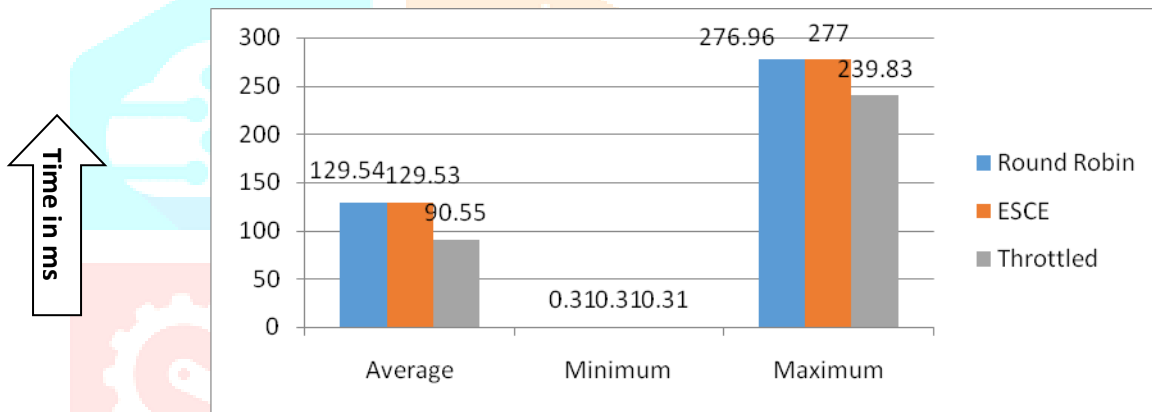


Figure 5 data processing time for closest datacenter service broker policy

As shown in Figure 5 according to data set throttled algorithm has less datacenter processing time than round robin and ESCE algorithms for closest datacenter service broker policy. It may vary according to large or minimum values of the parameters given in Table 1.

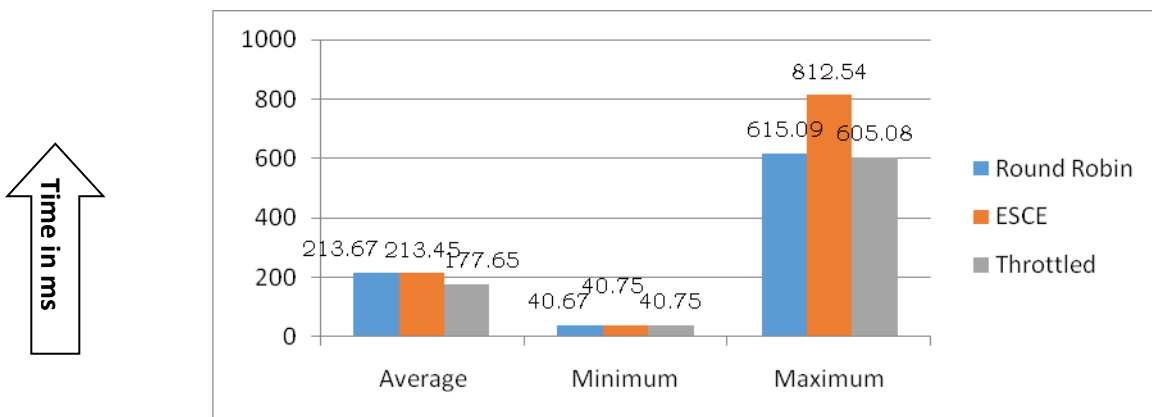


Figure 6 overall response time for optimize response time service broker policy.

As shown in figure 6 as per dataset overall response time for Throttled is less than that of round robin and ESCE algorithm for Optimize response time service broker.

↑  
Time in ms

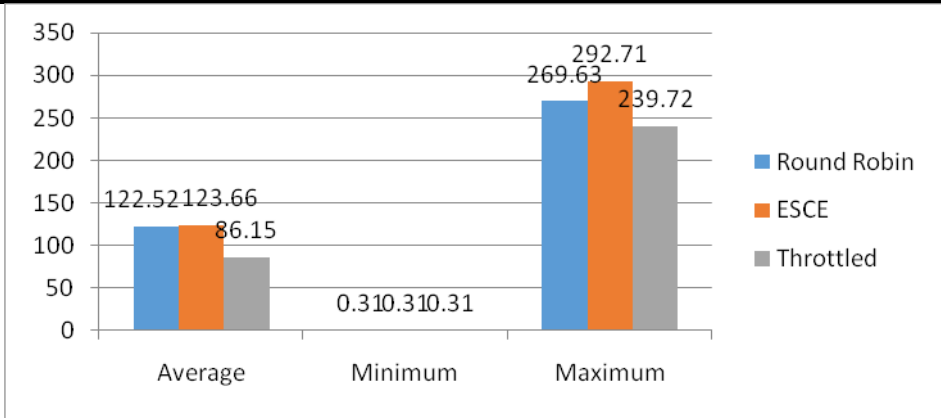


Figure 7 datacenter processing time for optimize response time service broker policy.

In Figure 7 as per data set Throttled algorithm takes less datacenter processing time than Round Robin and ESCE algorithm for Optimize response time service broker policy. It may vary according to large or minimum values of the parameters given in Table 1.

↑  
Time in ms

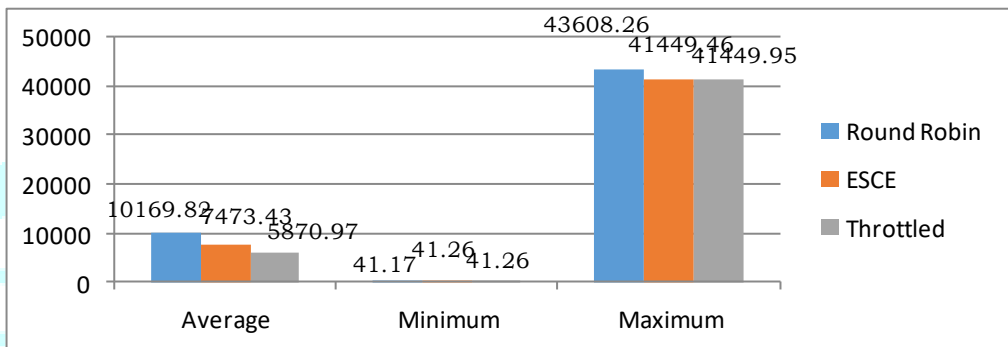


figure 8 overall response time with reconfigure dynamically with load service broker policy

As shown in Figure 8 as per dataset overall response time for the throttled algorithm is less than that of round robin algorithm and ESCE with reconfiguring dynamically with load service broker policy. It may vary according to large or minimum values of the parameters given in Table 1.

↑  
Time in ms

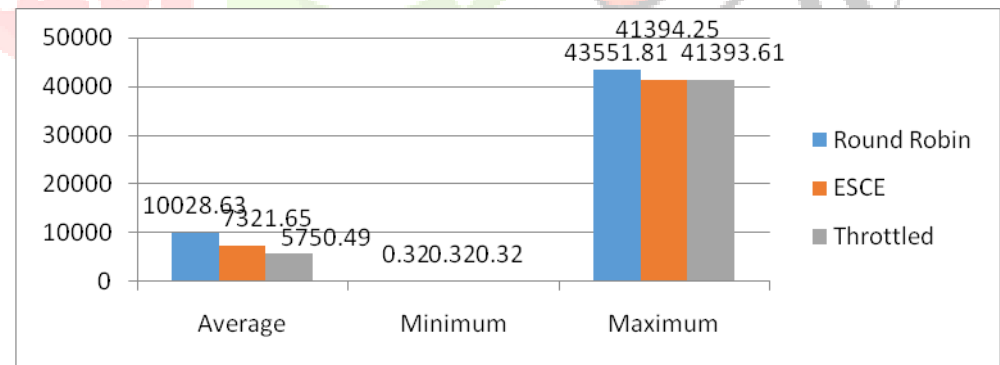


Figure 9 datacenter processing time with reconfigure dynamically with load service broker policy

As shown in Figure 9 as per dataset datacenter processing time for throttled algorithm is less than that of round robin algorithm and ESCE algorithm with reconfiguring dynamically with load service broker policy. It may vary according to large or minimum values of the parameters given in Table 1.

↑  
Time in ms

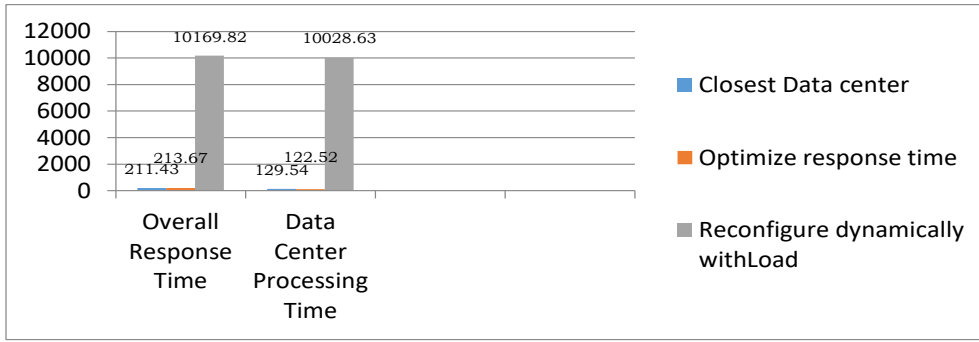


Figure 10 different service broker policies response for round robin algorithm

↑  
Time in ms

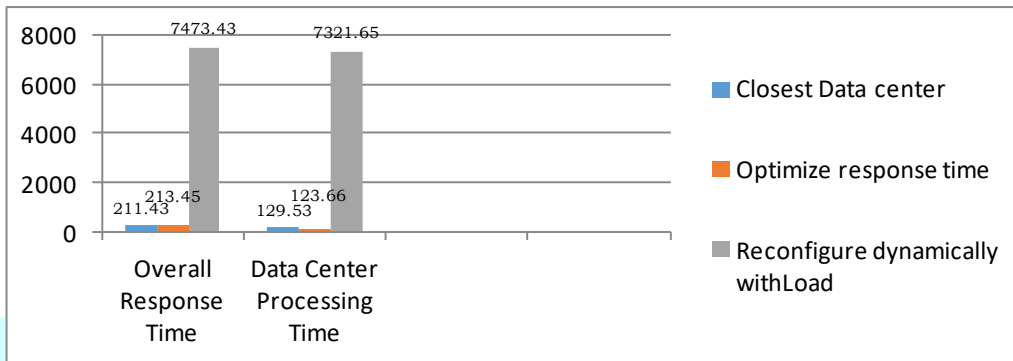


Figure 11 different service broker policies response for esce algorithm

↑  
Time in ms

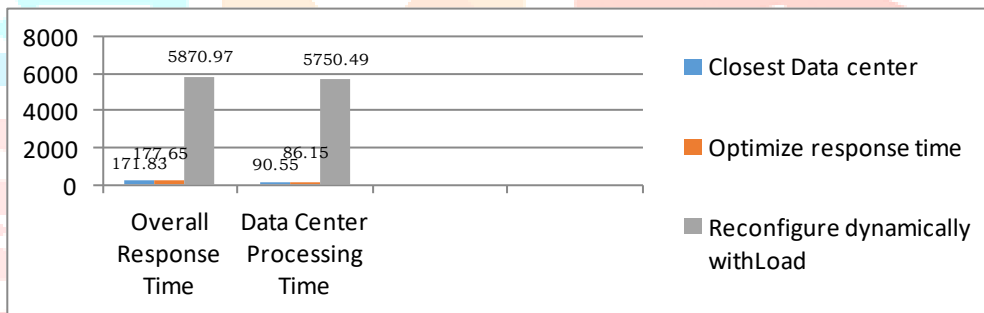


Figure 12 different service broker policies response for throttled algorithm

Figure 10, Figure 11 and Figure 12 depicts all three policies with respect to round robin, ESCE and throttled algorithm.

With all the simulation results it is concluded, that for all three given service broker policies Throttled algorithm gives the best results in both the terms i.e. overall response time and datacenter processing time. Out of all the given policies Closest Datacenter policy gives best result in terms of overall response time and Optimize response time gives best result in terms of data center processing time.

### VII. CONCLUSION

Cloud Computing is a style of computing in which virtualized resources are provided as a service over the internet. Cloud Computing is becoming one of the keywords in the IT industry. Cloud computing is an emerging area of research, and many authors have researched on this topic but still there is a lot of research to be done in this field as it is an important field in today's world and future generations will rely on cloud computing for Energy efficiency and Green computing.

Finally it can be said that Load balancing is necessary for cloud computing to achieve efficient and maximum utilization of resources. In this paper, round robin, ESCE and throttled load balancing algorithms are analyzed with respect to different service broker policies namely closest datacenter policy; optimize response time policy and dynamically reconfigurable routing with the load. It can be concluded that performance of load balancing in the cloud depends on both algorithm and service broker policies in a cloud environment. Performance of these approaches was analyzed by implementing them on CloudAnalyst simulator. With different simulated results, the performance of load balancing in cloud computing in terms of response time and datacenter processing time are compared. The simulation results show that Throttled algorithm has a better performance than round-robin and ESCE algorithms in terms of overall response time and datacenter processing time. Closest Datacenter policy has best overall response time whereas Optimize Response time policy has best datacenter processing time.

Further, the work can be expanded by evaluating the more algorithms in cloud computing. Under different scenarios, algorithms can be evaluated by considering the more evaluation factors and parameters, which can be response time by region, user base



hourly response time for each user base, datacenter request servicing time, datacenter hourly average processing time, datacenter hourly loading and cost ( VM cost, data transfer cost and total cost).

## REFERENCES

- [1] "What is Cloud Computing?" , Amazon Web Services. Retrieved 2018-04-13.
- [2] Yogesh Banyal and Jawahar Thakur, "Load Balancing Algorithms in Cloud Computing: Review", International Journal of Advance Engineering and Research Development (IJAERD), Volume-05 Issue-03 pp 427-433, 2018.
- [3] Martin Randles, David Lamb, A. Taleb-Bendiab, "A Comparative Study into Distributed Load Balancing Algorithms for Cloud Computing", IEEE 24th International Conference on Advanced Information Networking and Applications Workshops, 2010.
- [4] Y. Jadeja and K. Modi, "Cloud Computing - Concepts, Architecture and Challenges", International Conference on Computing, Electronics and Electrical Technologies (ICCEET), 2012.
- [5] Jing Yao and Ju-hou He, "Load Balancing Strategy of Cloud Computing based on Artificial Bee Algorithm", ISBN: 978-1-4673-0893-9, Pages: 185-189, IEEE, April 2012.
- [6] A. Khiyaita, M. Zbakh, H. El Bakkali and Dafir El Kettani, "Load Balancing Cloud Computing : State Of Art", IEEE, 2012.
- [7] Shreya Purohit, "An Exhaustive Study on Cloud Computing," Volume II, Issue I, ISSN NO. 2454-5678, 2016.
- [8] Bhathiya, Wickremasinghe,"Cloud Analyst: A Cloud Sim-based Visual Modeller for Analysing Cloud Computing Environments and Applications", IEEE, 2010.
- [9] S. Mohapatra, K. Smruti Rekha, and S. Mohanty, "A Comparison of Four Popular Heuristics for Load Balancing of Virtual Machines in Cloud Computing", International Journal of Computer Applications, Volume 68-Issue 6, pp. 33-38, April 2013.
- [10] Isam Azawi Mohialdeen, "Comparative Study of Scheduling Algorithms in Cloud Computing Environment", Journal of Computer Science, Volume 9 Issue 2, 2013.
- [11] A. Singh, P. Goyal, and S. Batra, "An Optimized Round Robin Scheduling Algorithm for CPU Scheduling", International Journal on Computer Science and Engineering (IJCSE), Volume 2 Issue 7,pp. 2383-2385, 2010.
- [12] V. Behal and A. Kumar "Cloud computing: Performance analysis of load balancing algorithms in cloud heterogeneous environment", Confluence the Next Generation Information Technology Summit (Confluence), 5th International Conference, 2014.
- [13] M. Nitika, M. Shaveta, and M.G. Raj, "Comparative analysis of load balancing algorithms in cloud computing", International Journal of Advanced Research in Computer Engineering & Technology, 2012. 1(3): p.120-124.
- [14] Nishant Kumar, Pratik Sharma, Vishal Krishna, Chhavi Gupta, Kuwar Pratap Singh, Nitin, and Ravi Rastogi, "Load Balancing of Nodes in Cloud Using Ant Colony Optimization", 14th International Conference on Modeling and Simulation, UKSim, pp. 3-8, IEEE,2012.
- [15] Ajit Singh, Priyanka Goyal and Sahil Batra, "An optimized round robin scheduling algorithm for CPU scheduling", International journal of computer and electrical engineering (IJCEE), vol. 2, No. 7, pp. 2383-2385, 2010.
- [16] Ram Prasad Padhy and P Goutam Prasad Rao , "Load balancing in cloud computing system", Department of Computer Science and Engineering National Institute of Technology, Rourkela-769 008, Orissa, India May,2011.
- [17] Bhasker Prasad Rimal, Eummi Choi and Lan Lump (2009) "A Taxonomy and Survey if Cloud Computing System" 5<sup>Th</sup> International Joint Conference on INC, IMS and IDC, NCM '09, 25-27 Aug. 2009, pp. 170-175.