

Experimentation of Shock Wave Interaction with Water

¹ Giriprabhu S, ² Gokulnath G P, ³ Rajkumar A, ⁴ Robin Johny K, ⁵ Velmurugan R
^{1,2,3} Student, ^{4,5} Assistant Professor

Department of Aeronautical Engineering
 Sri Ramakrishna Engineering College, Coimbatore- 641 022, India

Abstract: The dissemination of shock waves through any medium results in change in the property on fluids, this is because of the characteristics of the shock wave. This paper deals with shock wave interaction on fluids. The strength of the shock is determined by its mach number. Initially the experiment is carried in water sample taken from our institute location. The experiment is done by changing the number of shockwaves. From our initial experimental results we found that change in salinity content of the water . On Continuing this idea, we are trying to carry out experiments on shock treated water to find mineral changes.

Index Terms- Shock wave, Water sample, Shock Tube, Salinity

I. INTRODUCTION:

Shock wave, strong pressure wave in any elastic medium such as air, water, or a solid substance, produced by supersonic aircraft, explosions, lightning, or other phenomena that create violent changes in pressure. Shock waves differ from sound waves in that the wave front, in which compression takes place. Because of this, shock waves propagate in a manner different from that of ordinary acoustic waves. In particular, shock waves travel faster than sound, and their speed increases as the amplitude is raised. Shock Wave obeys laws of acoustic wave.




fig 1.1: shock wave

Shock Tube:

The shock tube is an instrument used to replicate and direct blast waves at a sensor or a model in order to simulate actual explosions and their effects, usually on a smaller scale. A shock tube consists of a long metal tube with two sections, one at high pressure (the driver section) the other at lower pressure (the driven section). A diaphragm separates the two sections as illustrated in the Figure 1.2. A sharp plunger is used to rupture the diaphragm after the desired pressure conditions have been set. Once the diaphragm is ruptured, shock wave travel in the shock tube.

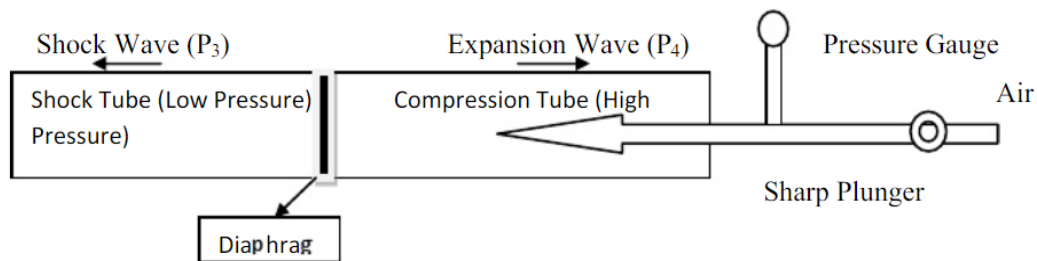


fig 1.2: Block diagram of Shock Tube

Shock Tube Parameters:

Name of the manufacturer	Sruthi Education System pvt. Ltd., Bangalore, India.
Material of tube	Stainless steel
Inner Diameter of tube	0.03 m
Length of tube	1 m
Length of driver section	0.4 m
Length of driven section	0.6 m
Thickness of diaphragm	0.1 mm
Material of diaphragm	Trade name – Mylar or Tracing paper Chemical name – Polyethylene terephthalate (PET)
Shock wave strength (P_2/P_1)	2.0

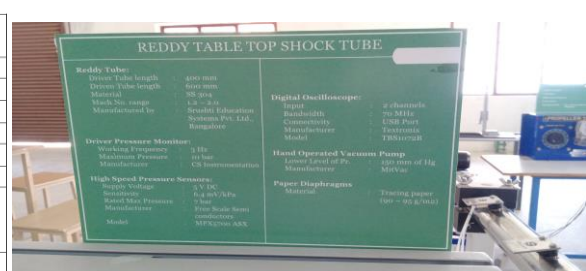


fig 1.3: characteristics of shock tube

Constraints of the shock tube is that, we cannot impinge the shock wave directly in water because of its horizontal design. A coupling containing this elbow and washer is used to overcome this constraint. The Expansion wave from the elbow is assumed to be negligible as it has only minute impact on the specimen.

Coupling Arrangement:



fig 1.4: shock tube with coupling

II. Experimental Process:

Step 1: A transparent plastic container is taken and is filled with 250 ml of water

Step 2: The manufactured coupling is assembled with the Shock Tube for the experimentation purpose

Step 3: The Diaphragm (Tracing Paper) is shaped in the size of the opening of driven section where it is placed

Step 4: The hand piston is actuated and the shock is passed to the specimen

Step 5: The number of shock wave to be passed is determined and the step 3 & 4 is repeated until the desired amount of shock wave is passed

Step 6: The specimen is now taken and examined under various circumstances

Step 7: The results obtained are noted down and documented

III. Result:

Table 1.1: Results of the experiment

Number of Shock Waves	pH Value	Conductance Value
0	8.03	5.4
50	7.97	5.5
100	7.87	5.9

IV. Graphical Result:

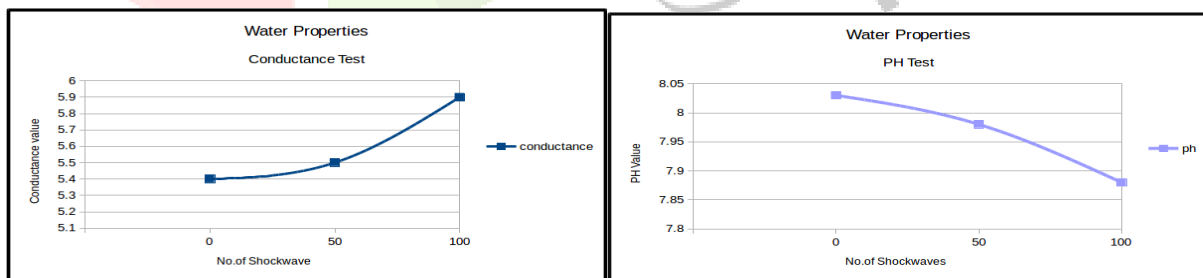


fig 1.5: Graphical representation of the results

V: Conclusion:

On examining the results, From pH test graph we come to know that salinity value get reduced by increasing the number of shockwaves. The salinity is inferred from the PH value.

From the result of Conductance test graph, the number of free molecules in the water sample increases which increases the conductance, this indicates that shock wave also acts as an energy source.

VI: Acknowledgement

We thank the Faculties in Department of Aeronautical Engineering, Sri Ramakrishna Engineering College for allowing us to do this experiment in the department.

We also extend our gratitude to Mrs. Poornima S, Department of Science and Humanities (Chemistry) for helping us to carry out the experiments.

VII: References:

- [1] V. Jayaram, B. Gowtham, "Phase Transformation and Oxidation of Sic by Shock Wave", 4th national symposium on shock waves, Coimbatore, pp. 75, 2016.
- [2] Vivek P, Sitharam TG, Jagadeesh G, Reddy KPJ, "Blast wave induced stress wave Propagation and Attenuation in sand," 4 th national symposium on shock waves, Coimbatore, pp. 51, 2016.
- [3] Vahid Kazemi Kamyab, Kolluru Subramaniam and Yiannis Andreopoulos "Stress Transmission In porous material impacted by shock waves", journal of applied physics 109, 013523 (2011).
- [4] Charles S. Montross, Tao Wei, Lin Ye, Graham Clark, Yiu-Wing Mai, "Laser shock processing and its effects on microstructure and properties of metal alloys", International Journal of Fatigue 24 (2002) 1021–1036.
- [5] J.Z.Zhou, J.C.Yang, Y.K.Zhang, M.Zhou "A study on super speed forming of metal sheet by laser shock waves", journal of material processing technology 129 (2002) 241-144
- [6] Yong Yang, "Removal of CaCO₃ scales on a filter membrane using plasma discharge in water" ELSEVIER International Journal of Heat and Mass Transfer 52 (2009) 4901–4906
- [7] Hiroaki Kishimur , "Consolidation of Mg₂Si Powder Using Shockwave Generated by Projectile Impact" Materials Science Forum Vol 767 (2014) pp 177-182
- [8] Youngkook Kima , "Shock-consolidated TiO₂ bulk with pure anatase phases fabricated by explosive compaction using underwater shockwave" Scencedirect Journal of the European Ceramic Society
- [9] L.Zhang , "Fabrication of bulk nanostructured silver material from nanopowders using shockwave consolidation technique" ELSEVIER Materials Science and Engineering A 487 (2008) 219–227
- [10] Marek Vochozka & Anna Maroušková (2017): "Assessment of shockwave pretreatment in biomass processing" Energy Sources, Part A: Recovery, Utilization, and Environmental Effects

